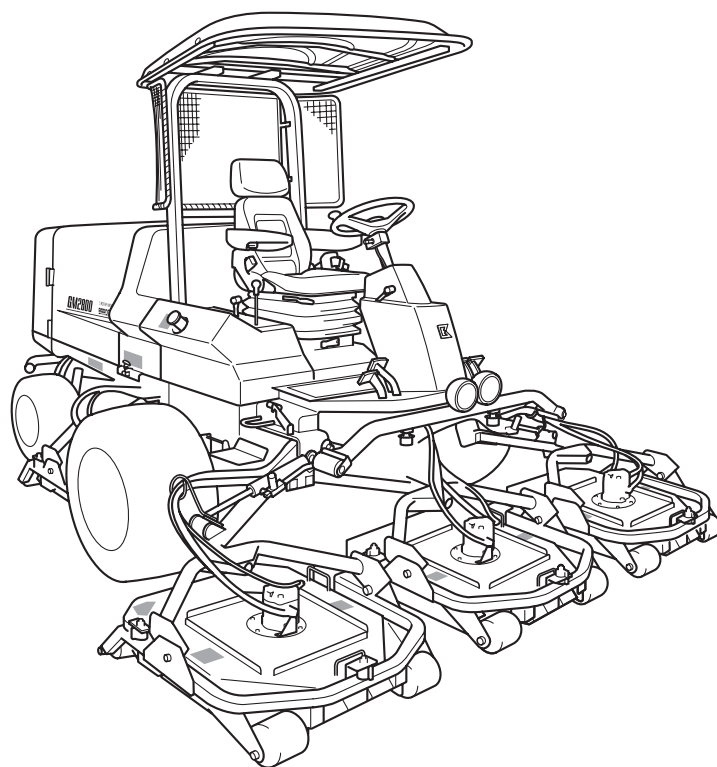


# ***GM2800B***

5-Deck Rotary Mower

## Parts catalog



**BARONESS**<sup>®</sup>  
Quality on Demand

Serial No.12213-

Ver.1.3

## Greeting

Thank you for purchasing Baroness machine.

This machine has been shipped from the factory after comprehensive test runs and inspections. However, the optimum performance of the machine depends on how you use and maintain it, including routine inspections, adjustments, and fuel supplies before and after the operation.

We hope you will use the machine safely, and take advantage of its best performance.

## Note

(For inquiry about this machine)

Since the type of machine may be changed sequentially, inform us of the type and the serial number.

The information described in this manual is subject to change without prior notice.

When replacing parts, be sure to use Baroness parts or parts designated by Kyoisha.


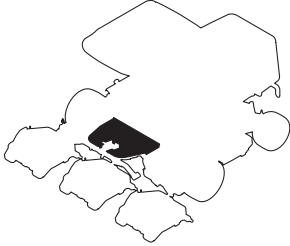
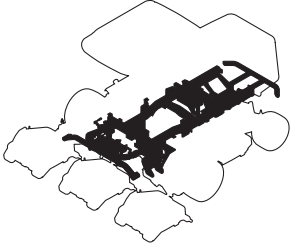

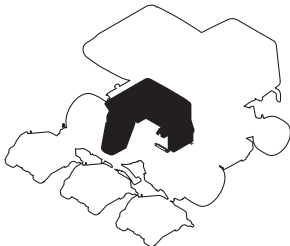
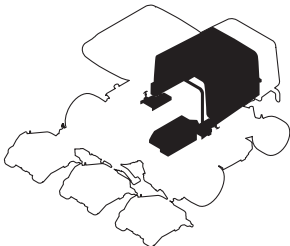
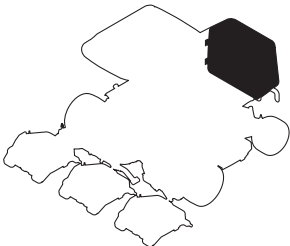
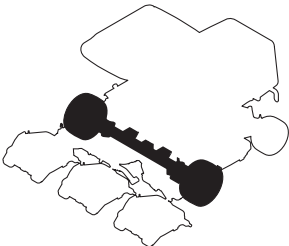
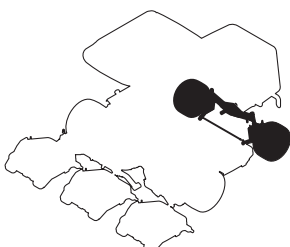

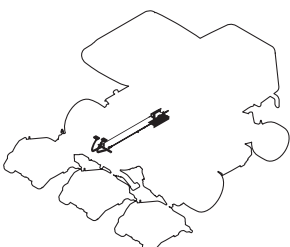
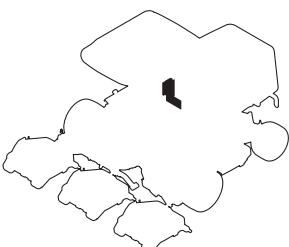

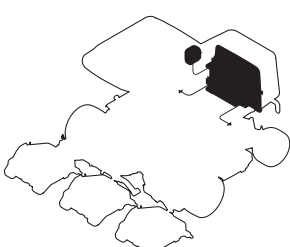
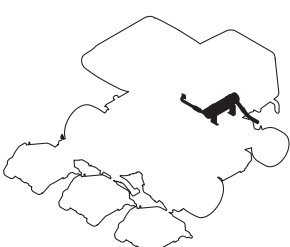
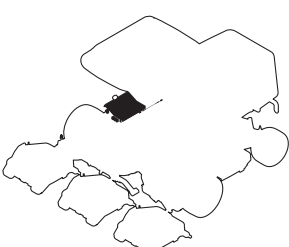
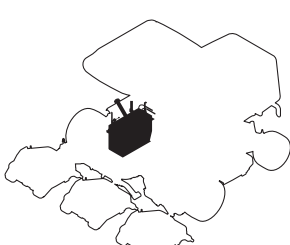
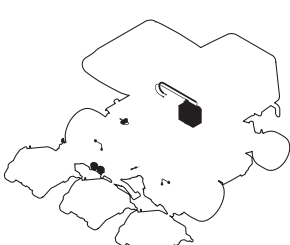


Note that the Baroness product warranty may not apply to defects caused by the use of parts from other companies.

(For ordering parts)

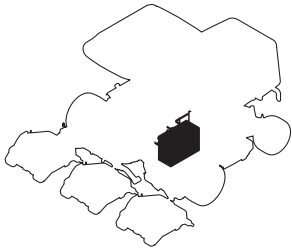
For prevention of delivery of wrong parts, be sure to inform us of the code number and the part name.

Example:	Code No.	Part Name	Qty
	K1310000130	CAP, RUBBER	1

# Contents

1. Frame section A..... P3	2. Frame section B ..... P5	3. Frame section C ..... P6	4. Frame section D ..... P8
			
5. Cover section A ..... P10	6. Cover section B ..... P11	7. Cover section C ..... P13	8. Front wheel section .. P14
			
9. Rear wheel section... P15	10. Brake section..... P17	11. Forward/backward pedal section ..... P19	12. Engine section A..... P21
			
13. Engine section B .... P22	14. Engine section C .... P23	15. Engine section D .... P25	16. Engine section E .... P26
			
17. Engine section F..... P28	18. Engine section G .... P29	19. Engine section H .... P30	20. Hydraulic section A ..... P32
			

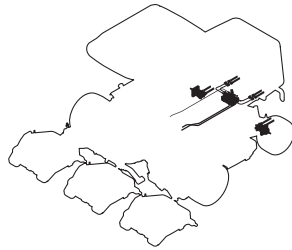
21. Hydraulic section B  
..... P34



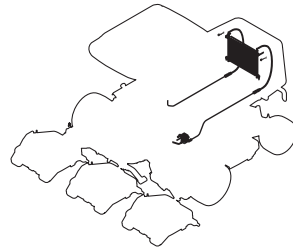
22. Hydraulic section C  
..... P36



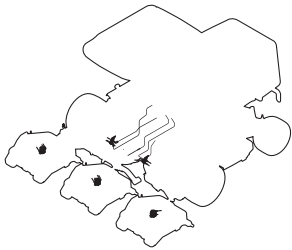
23. Hydraulic section D  
..... P38



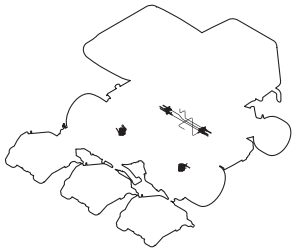
24. Hydraulic section E  
..... P39



25. Hydraulic section F  
..... P41



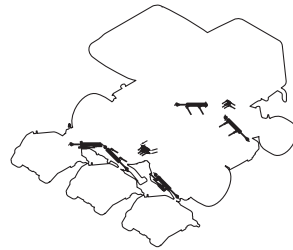
26. Hydraulic section G  
..... P43



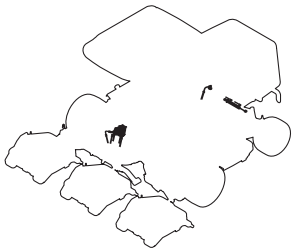
27. Hydraulic section H  
..... P44



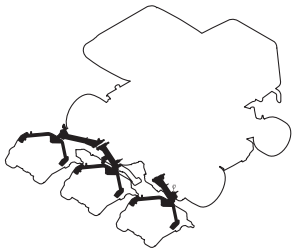
28. Hydraulic section J  
..... P46



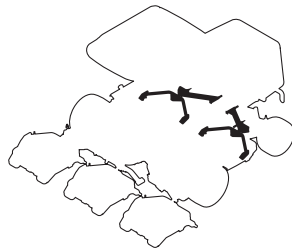
29. Hydraulic section K  
..... P48



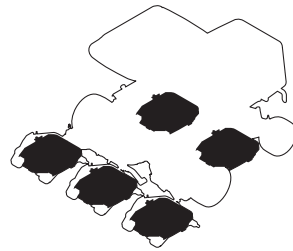
30. Lift arm front section  
..... P49



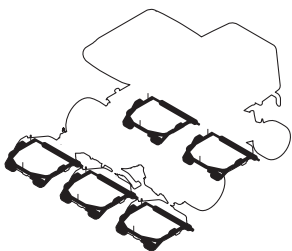
31. Lift arm rear section  
..... P51




32. Deck section A..... P53



33. Deck section B ..... P55

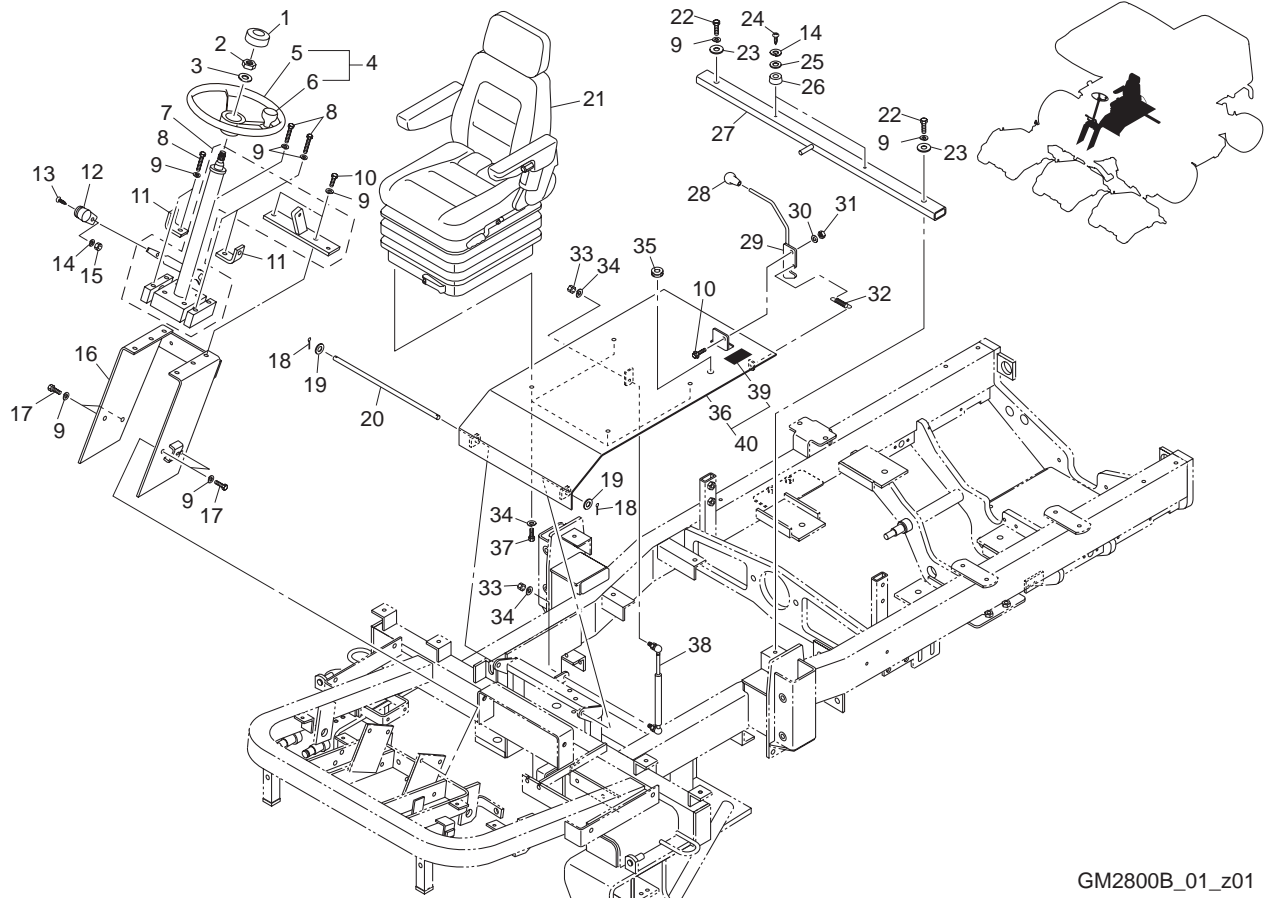


34. Accessory section .. P56



# 1. Frame section A

GM2800B

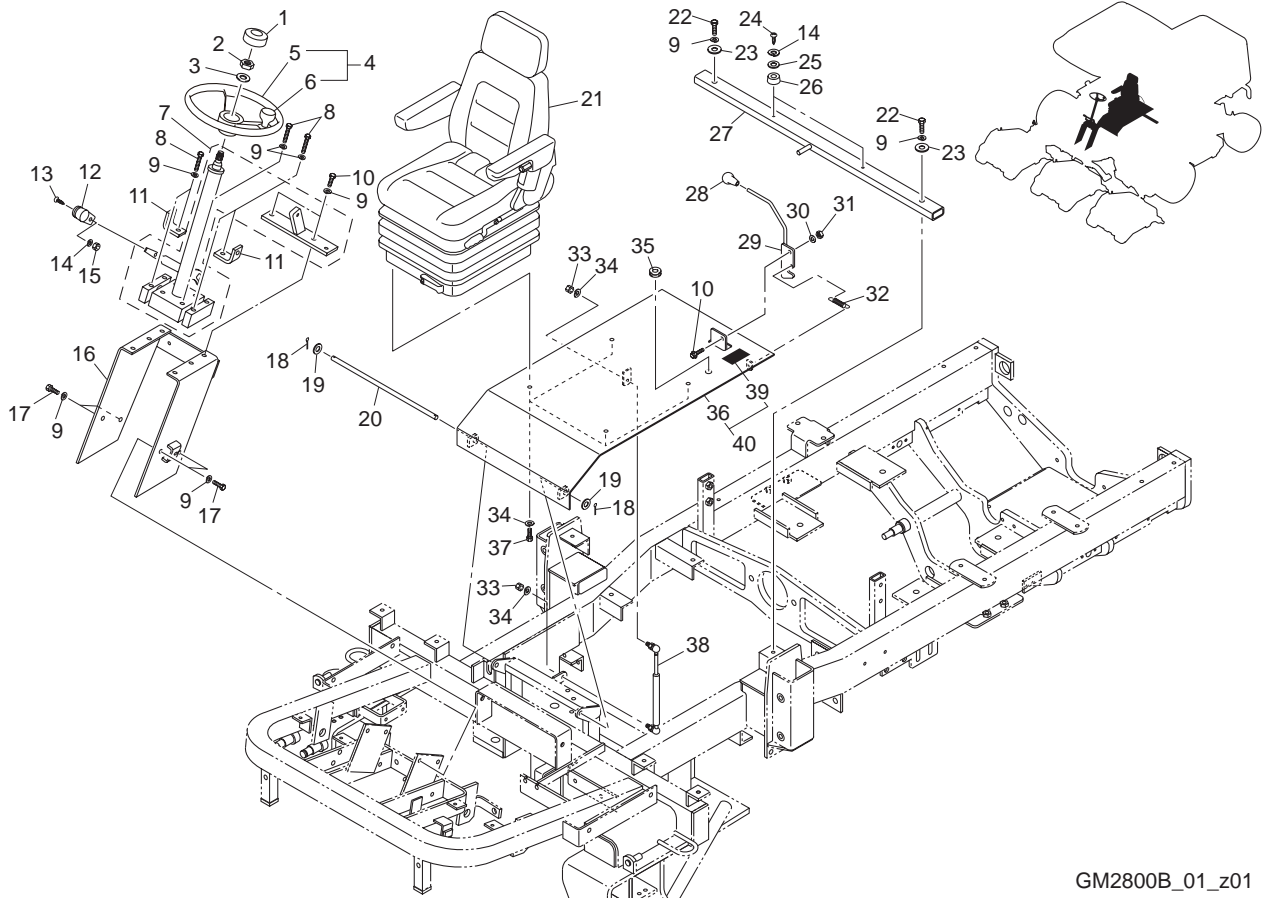


GM2800B\_01\_z01

Cat No.	Code No.	Part name	Qty	Remark	SN of application
1 - 1	K1310000130	CAP, RUBBER	1		
1 - 2	K0103140002	NUT, P1.5 M14	1		
1 - 3	K0200140002	WASHER, SPRING M14	1		
1 - 4	K1710000070	STEERING, WITH KNOB V027220-0000	1		
1 - 5	K1710000080	STEERING, V027220-0101	1		
1 - 6	K1710000090	KNOB, V027220-0200 ASSY	1		
1 - 7	K1730000060	COLUMN, STEERING TILT TYPE	1		
1 - 8	K0000100502	BOLT, M10-50	8		
1 - 9	K0200100002	WASHER, SPRING M10	16		
1 - 10	K0000100202	BOLT, M10-20	3		
1 - 11	LM2700-0931ZD	MOUNT, FRONT COVER	2		
1 - 12	K1301000150	GRIP, PLASTIC THROTTLE LEVER	1		
1 - 13	K0042050082	SCREW, + ROUND HEAD M5-8	1		
1 - 14	K0200050002	WASHER, SPRING M5	3		
1 - 15	K0100050002	NUT, M5	1		
1 - 16	LM2700-0602ZD	MOUNT, HANDLE	1		
1 - 17	K0000100152	BOLT, M10-15	4		
1 - 18	K0300032252	PIN, COTTER M3.2-25	2		
1 - 19	K5000120002	WASHER, M12	2		
1 - 20	LM2700-0609Z2	SHAFT, WITH HOLES M12-333	1		
1 - 21	K1700000250	SEAT, DS85H/90	1		
1 - 22	K0000100402	BOLT, M10-40	2		
1 - 23	K5073210352	WASHER, SPHC 3.2-10-35	2		
1 - 24	K0042050152	SCREW, + ROUND HEAD M5-15	2		
1 - 25	K5000050002	WASHER, M5	2		
1 - 26	K4039000130	RUBBER, TK-3220	2		
1 - 27	LM2700-0608BD	RECEIVER, SEAT	1		
1 - 28	K1300000040	GRIP, RUBBER BLACK 9-35.5	1		
1 - 29	LM2700-0607ZD	LEVER	1		
1 - 30	K5000100002	WASHER, M10	1		

# 1. Frame section A

GM2800B

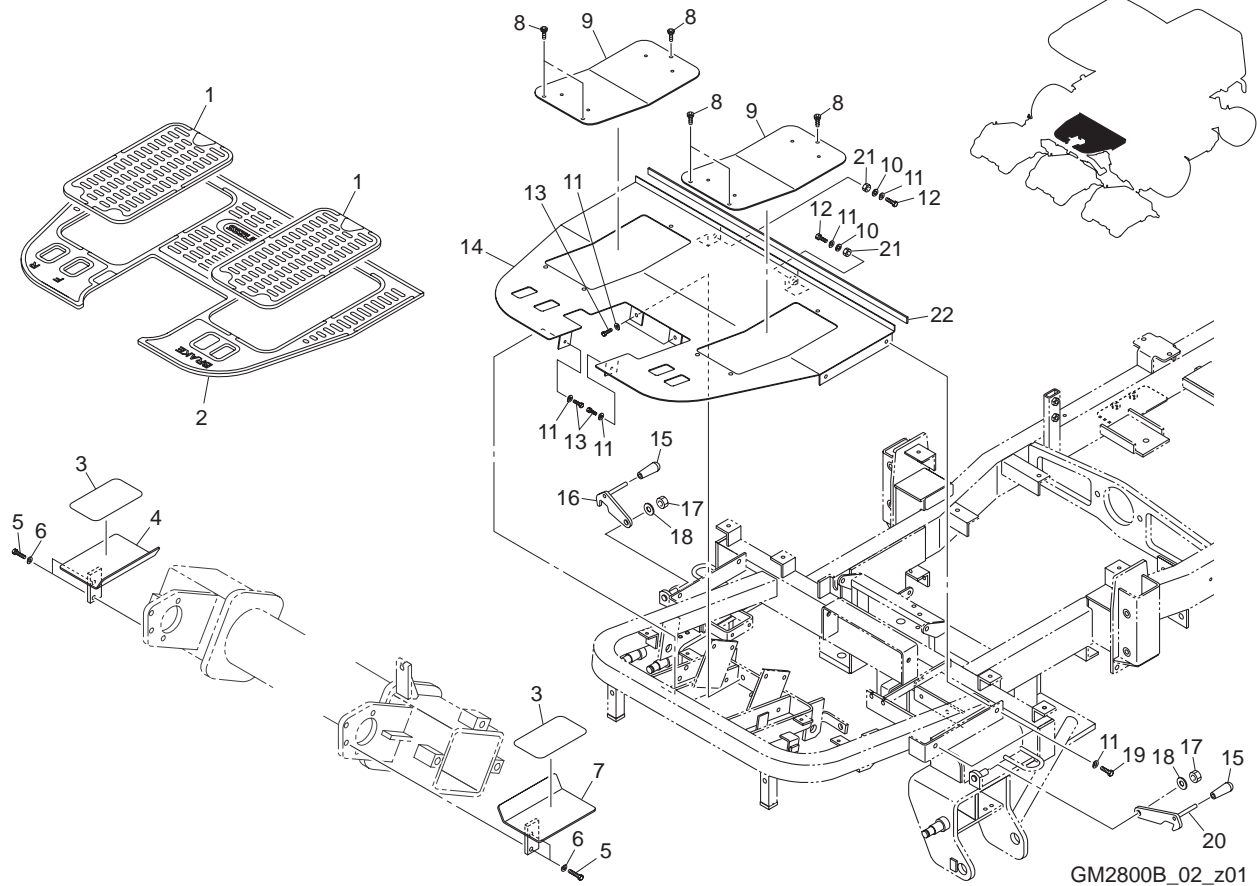


GM2800B\_01\_z01

Cat No.	Code No.	Part name	Qty	Remark	SN of application
1 - 31	K0144100002	NUT, WITH F-RING, M10	1		
1 - 32	K1030000098	SPRING, WITH U HOOK M1.6-12-66.8	1		
1 - 33	K0100080002	NUT, M8	2		
1 - 34	K0200080002	WASHER, SPRING M8	2		
1 - 35	K0910000020	GROMMET, C30NG79H	1		
1 - 36	GM2800-0606ZD	MOUNT, SEAT	1		
1 - 37	K0000080202	BOLT, M8-20	4		
1 - 38	K3381000010	GAS-SPRING, C25	1		
1 - 39	K4205001580	DECAL, CAUTION TO INJURE	1		
1 - 40	GM2800-3606Z0	MOUNT COMP, SEAT	1		

## 2. Frame section B

GM2800B

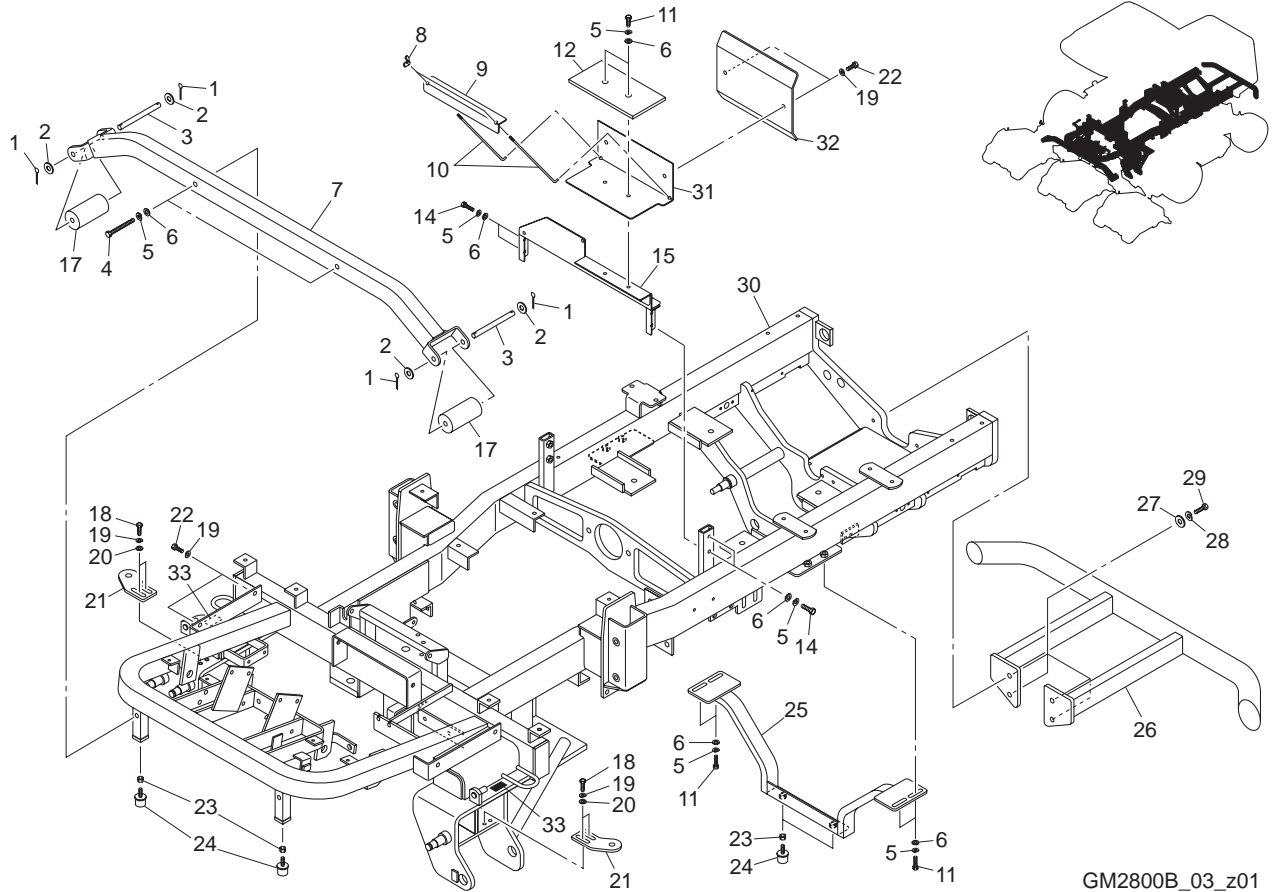


GM2800B\_02\_z01

Cat No.	Code No.	Part name	Qty	Remark	SN of application
2 - 1	LM2700-0629A0	RUBBER, STEP (SMALL)	2		
2 - 2	GM2800-0630A0	RUBBER, STEP (LARGE)	1		
2 - 3	K4400000030	SHEET, NONSLIP FOR PEDAL 100170	2		
2 - 4	GM2800-0624AD	STEP, (R)	1		
2 - 5	K0000120302	BOLT, M12-30	4		
2 - 6	K0200120002	WASHER, SPRING M12	4		
2 - 7	GM2800-0623AD	STEP, (L)	1		
2 - 8	K0062080122	BOLT, BUTTON HEAD WITH HEX. HOLE M8-12	6		
2 - 9	LM2700-0621AD	COVER, STEP	2		
2 - 10	K5000080002	WASHER, M8	2		
2 - 11	K0200080002	WASHER, SPRING M8	10		
2 - 12	K0000080252	BOLT, M8-25	2		
2 - 13	K0000080202	BOLT, M8-20	4		
2 - 14	LM2700-0620BD	STEP	1		
2 - 15	K1300000110	GRIP, RUBBER YELLOW 9-22	2		
2 - 16	GM2800-0621AD	LEVER, LOCKING #4	1		
2 - 17	K0145140002	NUT, WITH F-RING, P1.5 M14	2		
2 - 18	K0210140002	SPRING, CONICAL DISC L M14	2		
2 - 19	K0000080152	BOLT, M8-15	4		
2 - 20	GM2800-0622AD	LEVER, LOCKING #5	1		
2 - 21	K0100080002	NUT, M8	2		
2 - 22	K3198608900	TRIM, AL 6100-16A-890	1		

### 3. Frame section C

GM2800B



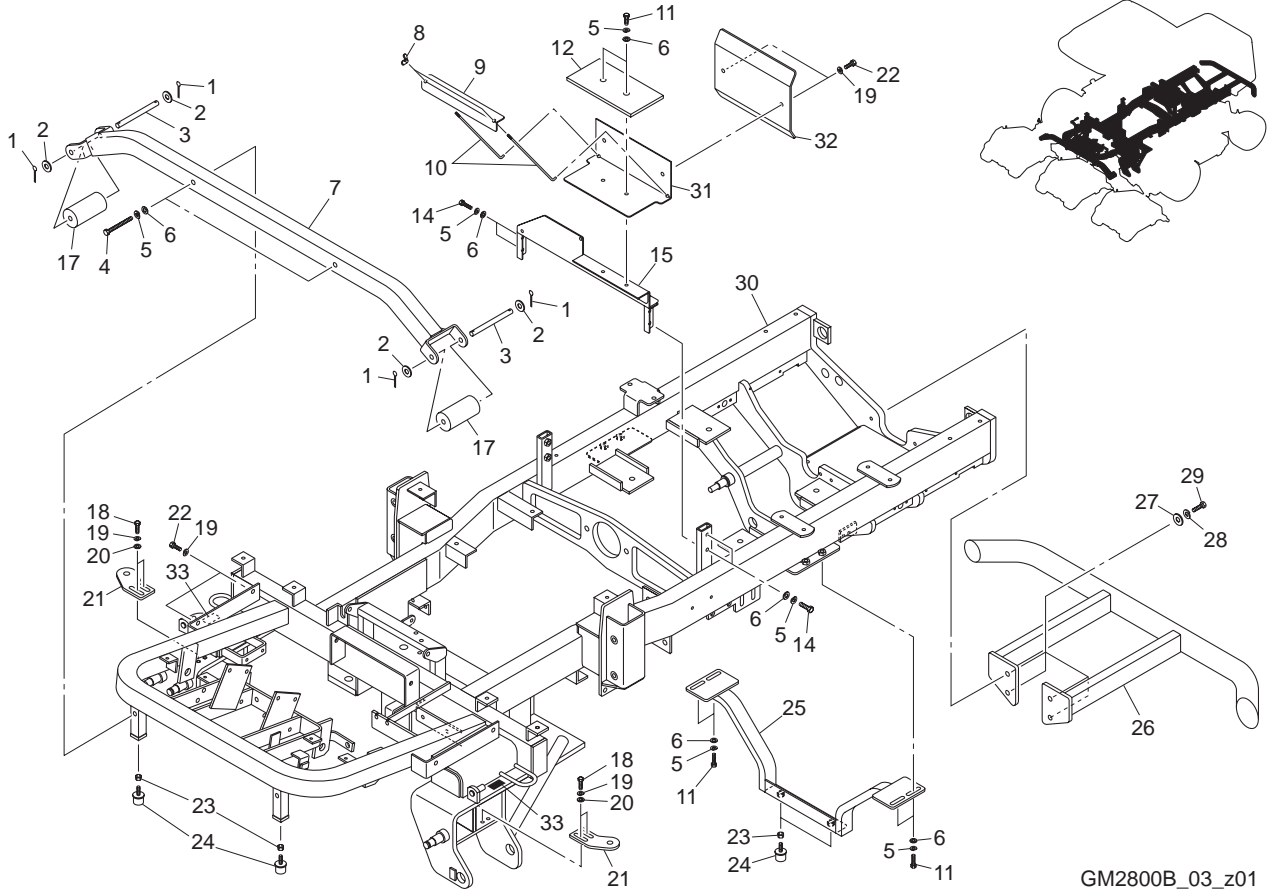
GM2800B\_03\_z01

Cat No.	Code No.	Part name	Qty	Remark	SN of application
3 - 1	K0300032222	PIN, COTTER M3.2-22	4		
3 - 2	K5000140002	WASHER, M14	4		
3 - 3	GM2800-0629Z2	SHAFT, ROLLER 155	2		
3 - 4	K0003101002	BOLT, M10-100	2		
3 - 5	K0200100002	WASHER, SPRING M10	12		
3 - 6	K5000100002	WASHER, M10	12		
3 - 7	GM2800-0614ZD	GUIDE, ARM	1		
3 - 8	K0141060002	NUT, WING M6-3	2		
3 - 9	GM2800-0604ZD	CLAMP, BATTERY	1		
3 - 10	GM2800-0605ZD	ROD, SUPPORTING BATTERY	2		
3 - 11	K0000100202	BOLT, M10-20	6		
3 - 12	K4035000140	RUBBER, VIBRATION PROOF FOR BATTERY	1		
3 - 13					
3 - 14	K0000100352	BOLT, M10-35	4		
3 - 15	GM2800-0632ZD	MOUNT, VALVE	1		
3 - 16					
3 - 17	GM2800-0628Z0	RUBBER, ROLLER 120	2		
3 - 18	K0000080202	BOLT, M8-20	4		
3 - 19	K0200080002	WASHER, SPRING M8	10		
3 - 20	K5000080002	WASHER, M8	4		
3 - 21	LM2700-0625ZD	BRACKET, SWITCH	2		
3 - 22	K0000080152	BOLT, M8-15	6		
3 - 23	K0100100002	NUT, M10	4		
3 - 24	K4049050000	STOPPER, RUBBER KI-50	4		
3 - 25	GM2800-0620ZD	STOPPER, REAR DECK	1		
3 - 26	GM2800-0617ZD	BUMPER	1		
3 - 27	K5000120002	WASHER, M12	4		
3 - 28	K0200120002	WASHER, SPRING M12	4		
3 - 29	K0010120302	BOLT, HT P1.75 M12-30	4		
3 - 30	GM2800-0650ZD	FRAME	1		



### 3. Frame section C

GM2800B

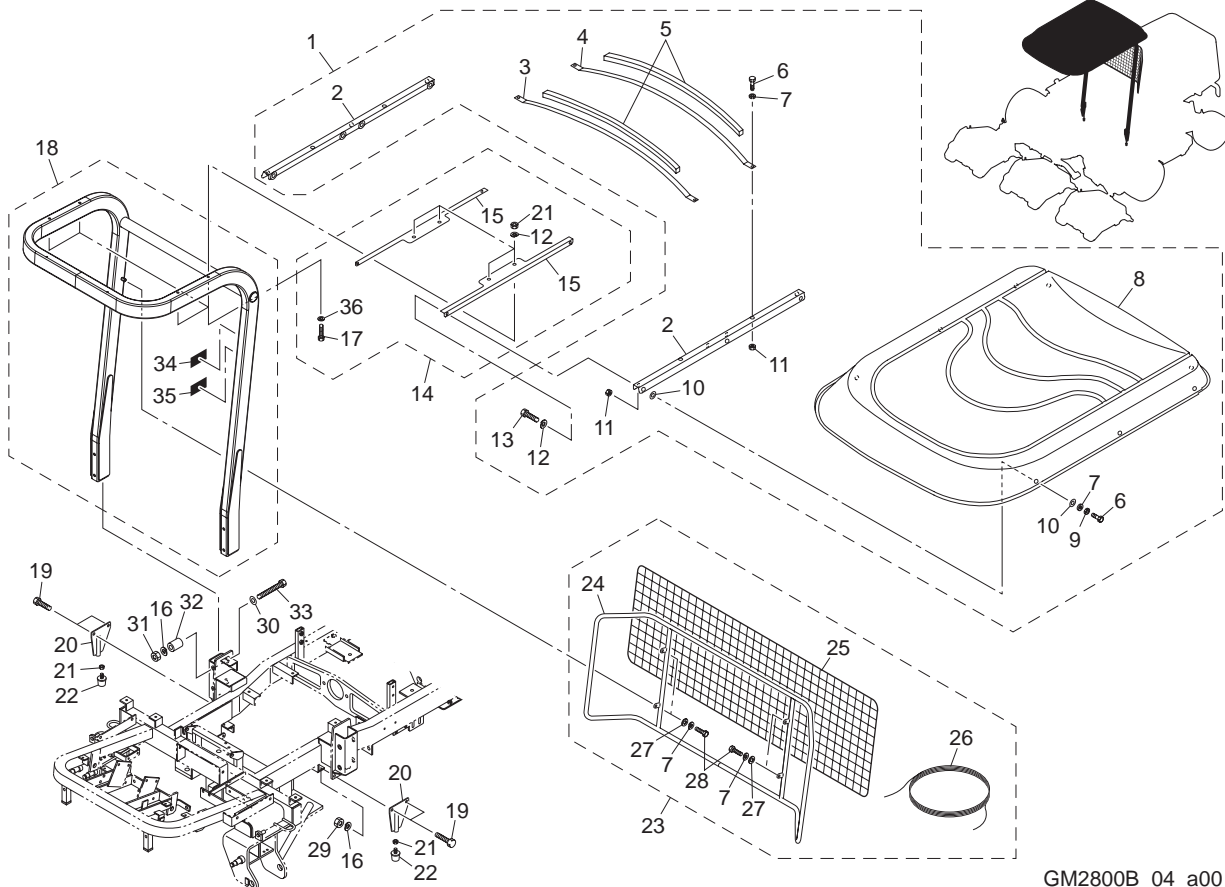


GM2800B\_03\_z01

Cat No.	Code No.	Part name	Qty	Remark	SN of application
3 - 31	GM2800-0636ZD	MOUNT, BATTERY	1		
3 - 32	GM2800-0635ZD	PLATE, HEAT SHIELD	1		
3 - 33	K4205001900	DECAL, CAUTION ARM LOCK	2		

#### 4. Frame section D

GM2800B

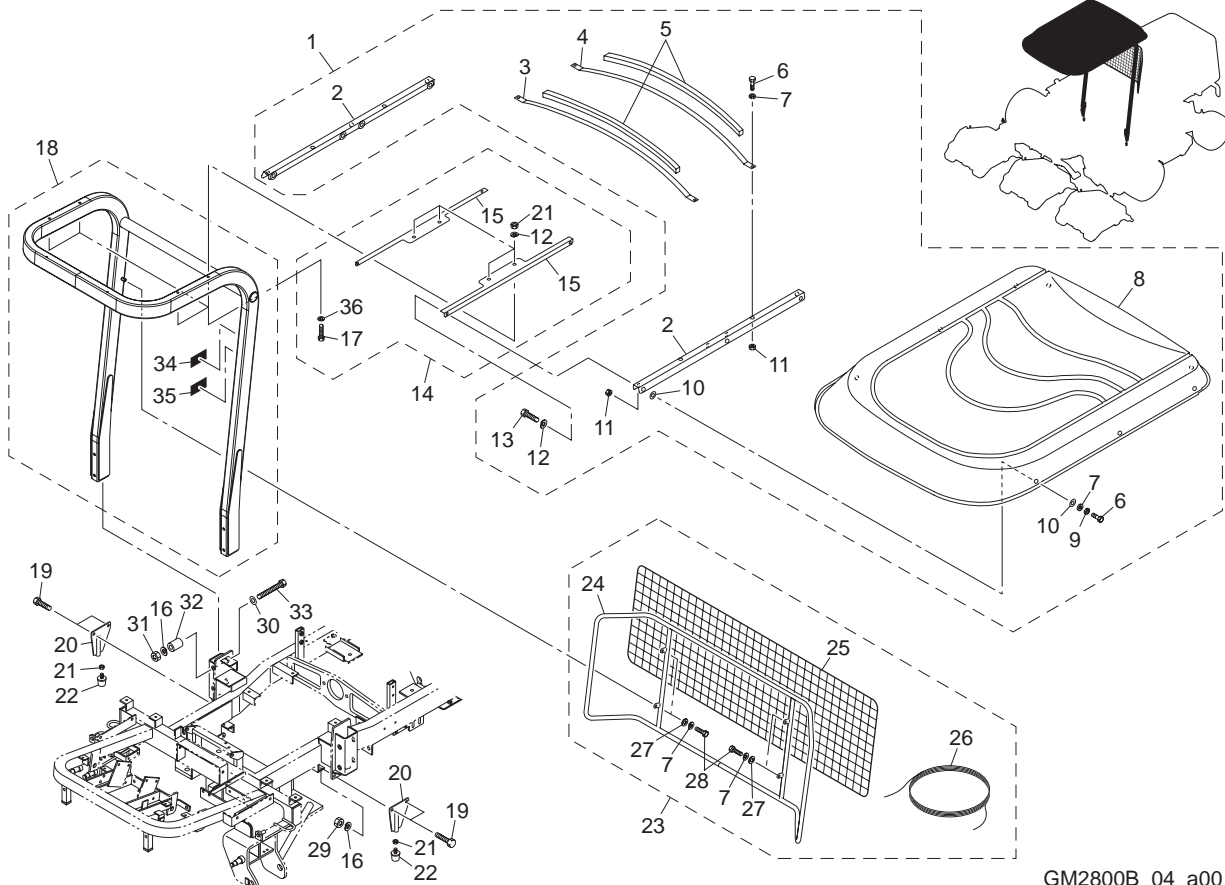


GM2800B\_04\_a00

Cat No.	Code No.	Part name	Qty	Remark	SN of application
4 - 1	K9120000030	ROOF ASSY	1		
4 - 2	K190000011D	SUPPORT, HOOD	2		
4 - 3	K190000010D	ARCH, B	1		
4 - 4	K190000009D	ARCH, A	1		
4 - 5	K1900000120	SPONGE, URETHANE 20-20840	2		
4 - 6	K0000080202	BOLT, M8-20	10		
4 - 7	K0200080002	WASHER, SPRING M8	14		
4 - 8	K1900000080	ROOF	1		
4 - 9	K5012308322	WASHER, SPCC 2.3-8-32	6		
4 - 10	K1900000130	RUBBER, FOR ROOF	8		
4 - 11	K0100080002	NUT, M8	4		
4 - 12	K0200100002	WASHER, SPRING M10	4		
4 - 13	K0000100202	BOLT, M10-20	4		
4a - 14	K9120000050	BRACKET SET, FOR AWNING FRAME	1		
4a - 15	K520500040D	PLATE, FOR FIXING ROOF	2		
4 - 16	K0200120002	WASHER, SPRING M12	12		
4a - 17	K0000101002	BOLT, M10-100	4		
4a - 18	GM2810-1304ZD	ROPS ASSY	1		
4 - 19	K0000120302	BOLT, M12-30	4		
4 - 20	GM2810-0604ZD	STOPPER	2		
4 - 21	K0100100002	NUT, M10	2		
4 - 22	K4049050000	STOPPER, RUBBER KI-50	2		
4 - 23	K8990000030	NET ASSY, PROTECTION	1		
4 - 24	K789900109D	FRAME, FOR BALL PROOF NET	1		
4 - 25	K4130000020	NET, PROTECTION 500*1375 S	1		
4 - 26	K4140000020	ROPE, 2-6700 S	2		
4 - 27	K5000080002	WASHER, M8	4		
4 - 28	K0000080152	BOLT, M8-15	4		
4 - 29	K0100120002	NUT, M12	4		
4 - 30	K5000120002	WASHER, M12	4		

# 4. Frame section D

GM2800B

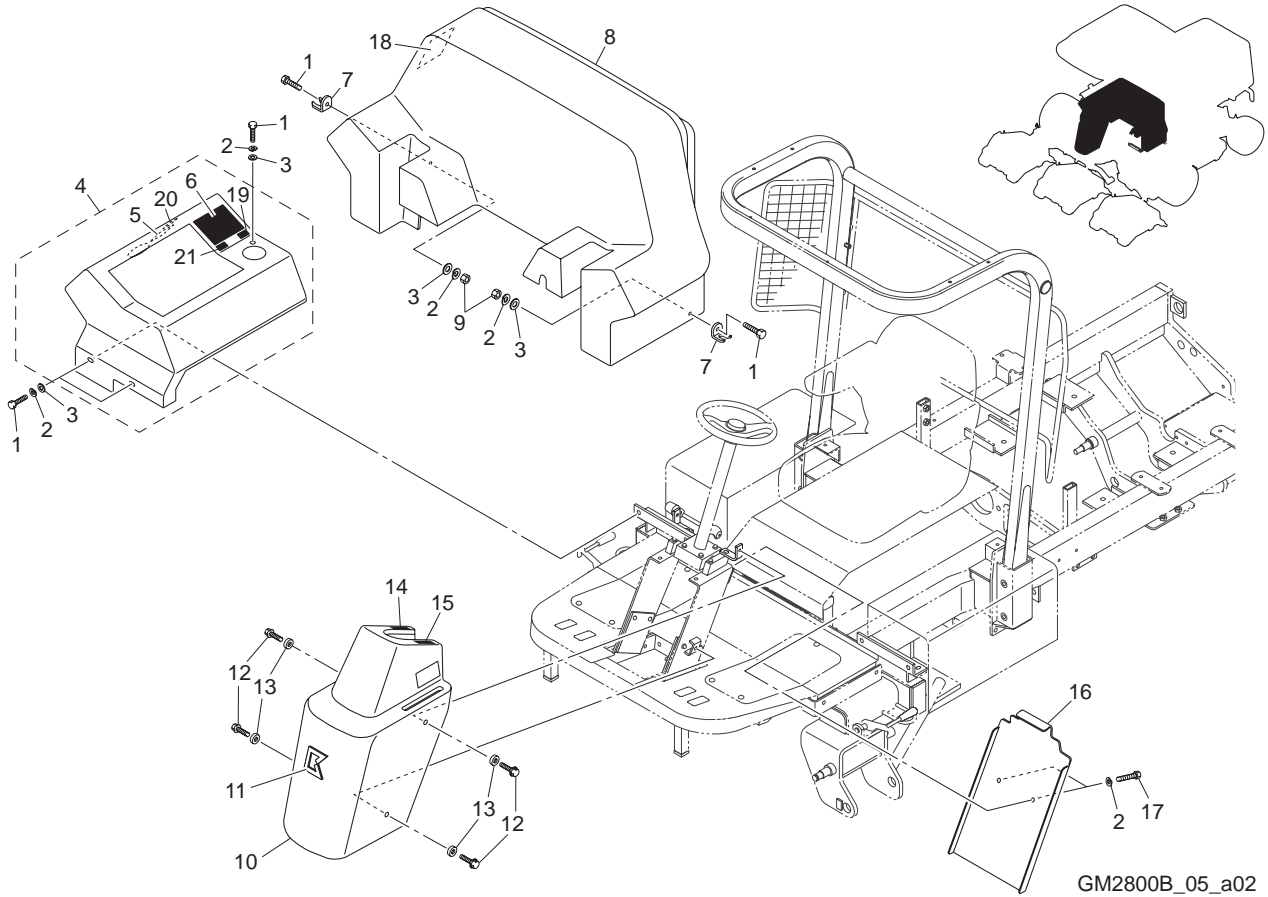


GM2800B\_04\_a00

Cat No.	Code No.	Part name	Qty	Remark	SN of application
4 - 31	K0159000061	NUT, 10.9T M12-1	4		
4 - 32	GM2810-1302ZD	COLLAR, SECURING	4		
4 - 33	K0013121102	BOLT, HT M12-110	4		
4a - 34	K4209001500	DECAL, ROPS COMPLIANCE	1		
4a - 35	K4205001710	DECAL, CAUTION TO ROPS	1		
4a - 36	K5000100002	WASHER, M10	4		

# 5. Cover section A

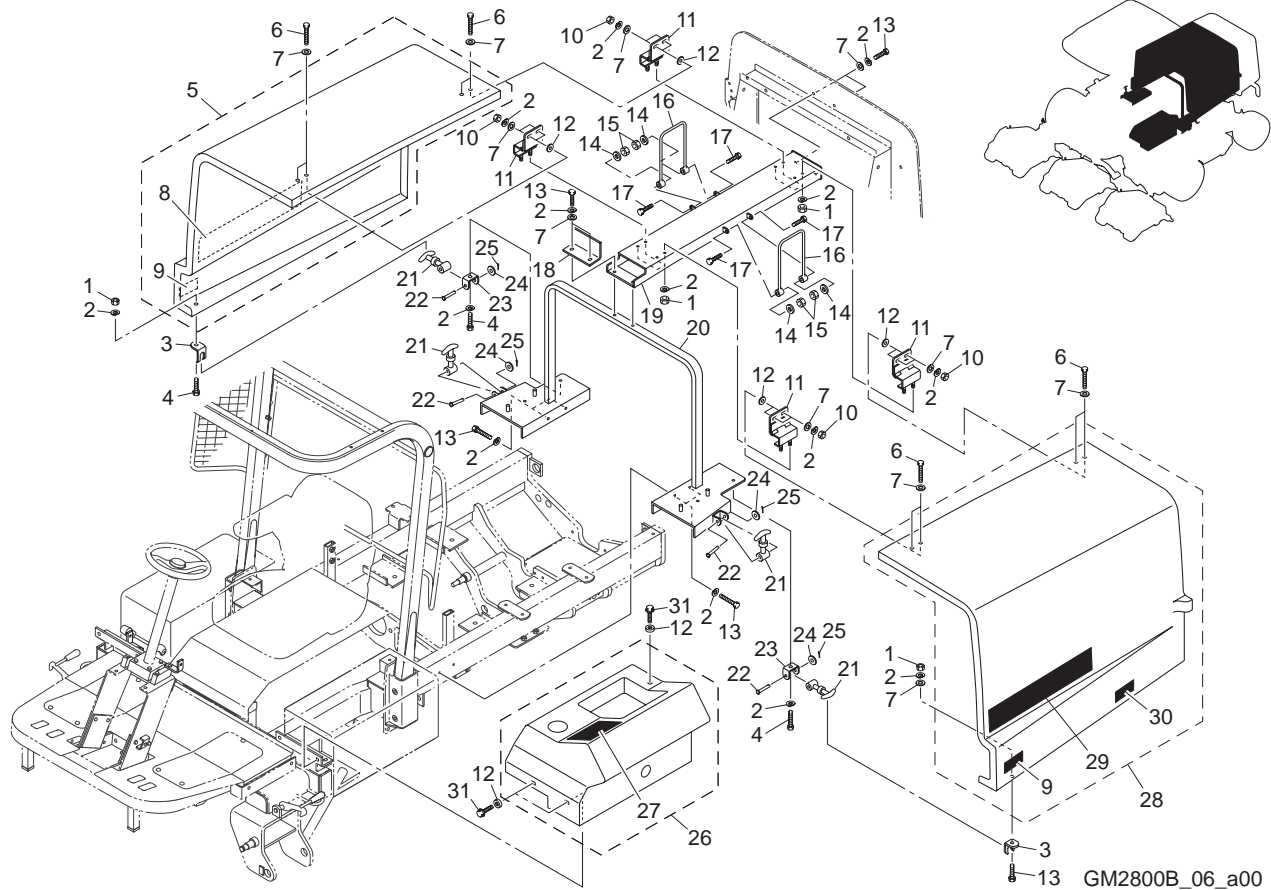
GM2800B



Cat No.	Code No.	Part name	Qty	Remark	SN of application
5 - 1	K0000080202	BOLT, M8-20	5		
5 - 2	K0200080002	WASHER, SPRING M8	7		
5 - 3	K5000080002	WASHER, M8	5		
5 - 4	GM2800-3952A0	COVER COMP, TANK (R)	1		
5 - 5	K4209001000	DECAL, DIESEL FUEL REFUELING HOLE	1		
5 - 6	K4205001630	DECAL, START/STOP	1		
5 - 7	K5270002352	RECEIVER, RUBBER HOOK	2		
5 - 8	GM2800-0902B0	COVER, CENTER	1		
5 - 9	K0100080002	NUT, M8	2		
5 - 10	LM2700-0926A0	COVER, FRONT	1		
5 - 11	K4201000590	STICKER, K	1		
5 - 12	K0056080200	SCREW, SUS + TRUSS M8-20	4		
5 - 13	K4031000070	RUBBER, VIBRATION PROOF 5-825	4		
5 - 14	K4203001350	STICKER, TILT STEERING	1		
5 - 15	K4203001340	STICKER, PARKING BRAKE	1		
5 - 16	LM2700-0951ZD	COVER, FRONT (REAR)	1		
5 - 17	K0000080152	BOLT, M8-15	2		
5a - 18	K4209001260	STICKER, MAINTENANCE	1		
5a - 19	K4209000720	STICKER NOISE LEVEL Lwa 105	1		
5 - 20	K4205001940	DECAL, CAUTION FIRE	1		
5 - 21	K4205001950	DECAL, CAUTION EXHAUST GAS	1		

## 6. Cover section B

GM2800B

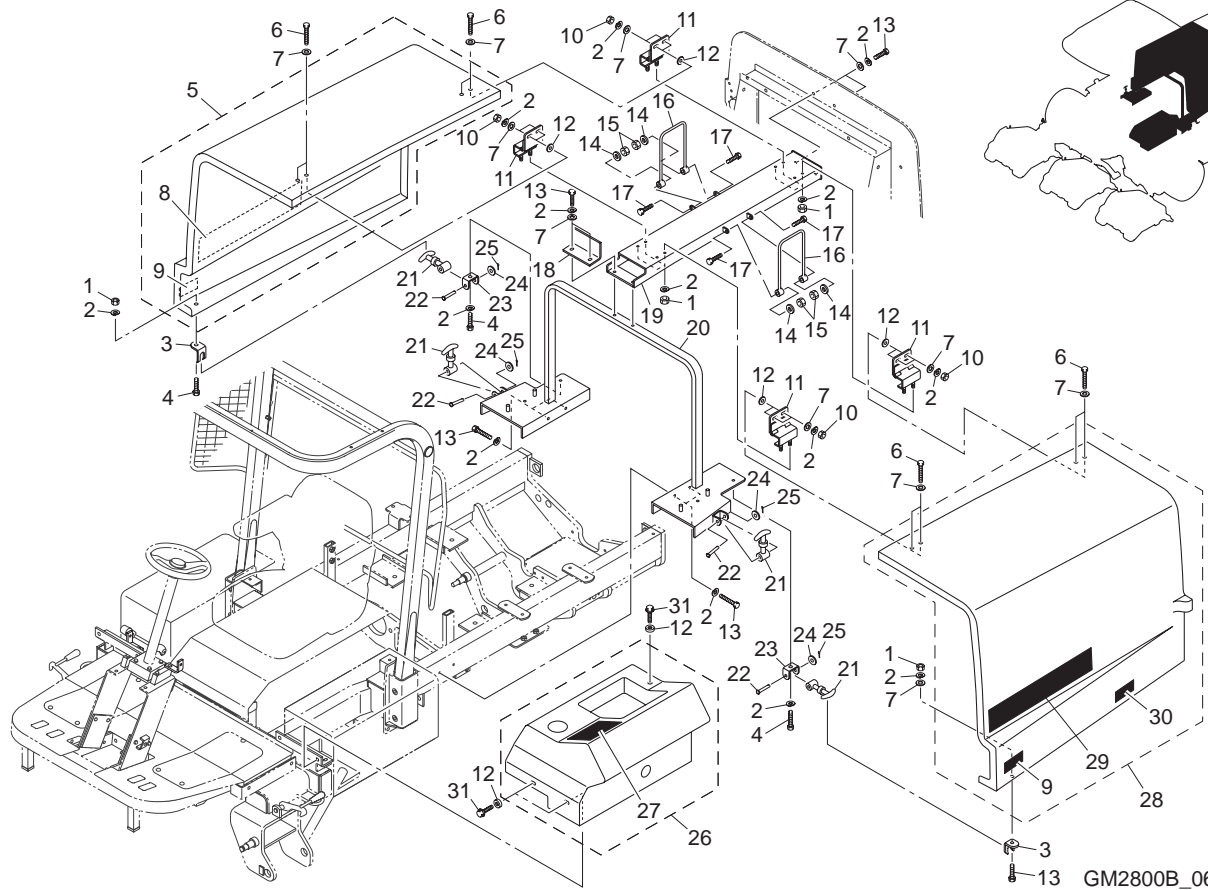


GM2800B\_06\_a00

Cat No.	Code No.	Part name	Qty	Remark	SN of application
6 - 1	K0100080002	NUT, M8	10		
6 - 2	K0200080002	WASHER, SPRING M8	27		
6 - 3	K5270002352	RECEIVER, RUBBER HOOK	2		
6 - 4	K0000080152	BOLT, M8-15	3		
6 - 5	GM2800-0919Z0	COVER COMP, (R)	1		
6 - 6	K0000080302	BOLT, M8-30	8		
6 - 7	K5000080002	WASHER, M8	21		
6 - 8	GM2800-0943Z0	STICKER, GM2800B (R)	1		
6 - 9	K4205001580	DECAL, CAUTION TO INJURE	2		
6 - 10	K0144080002	NUT, WITH F-RING, M8	8		
6 - 11	GM2800-0920Z0	HINGE ASSY	4		
6 - 12	K4031000070	RUBBER, VIBRATION PROOF 5-825	11		
6 - 13	K0000080202	BOLT, M8-20	9		
6 - 14	K5000100002	WASHER, M10	4		
6 - 15	K0144100002	NUT, WITH F-RING, M10	4		
6 - 16	GM1500-0932B2	STAY, FOR HOOD	2		
6 - 17	K0000100402	BOLT, M10-40	4		
6 - 18	GM2800-0930ZD	RETAINER, COVER	1		
6 - 19	GM2800-0916ZD	MOUNT, COVER	1		
6 - 20	GM2800-0917ZD	FRAME, COVER	1		
6 - 21	K1520000090	HOOK, RUBBER SMALL	4		
6 - 22	K6030060352	PIN, FLAT HEAD M6-35	4		
6 - 23	K5200000102	BRACKET, RUBBER HOOK	2		
6 - 24	K5000060002	WASHER, M6	4		
6 - 25	K0300016202	PIN, COTTER M1.6-20	4		
6 - 26	GM2800-3951Z0	COVER COMP, TANK (L)	1		
6a - 27	K4204000110	DECAL, MOWING HEIGHT	1		
6 - 28	GM2800-0918Z0	COVER COMP, (L)	1		
6 - 29	GM2800-0942Z0	STICKER, GM2800B (L)	1		
6 - 30	K4205001540	DECAL, CAUTION TO HOT PARTS	1		

# 6. Cover section B

GM2800B

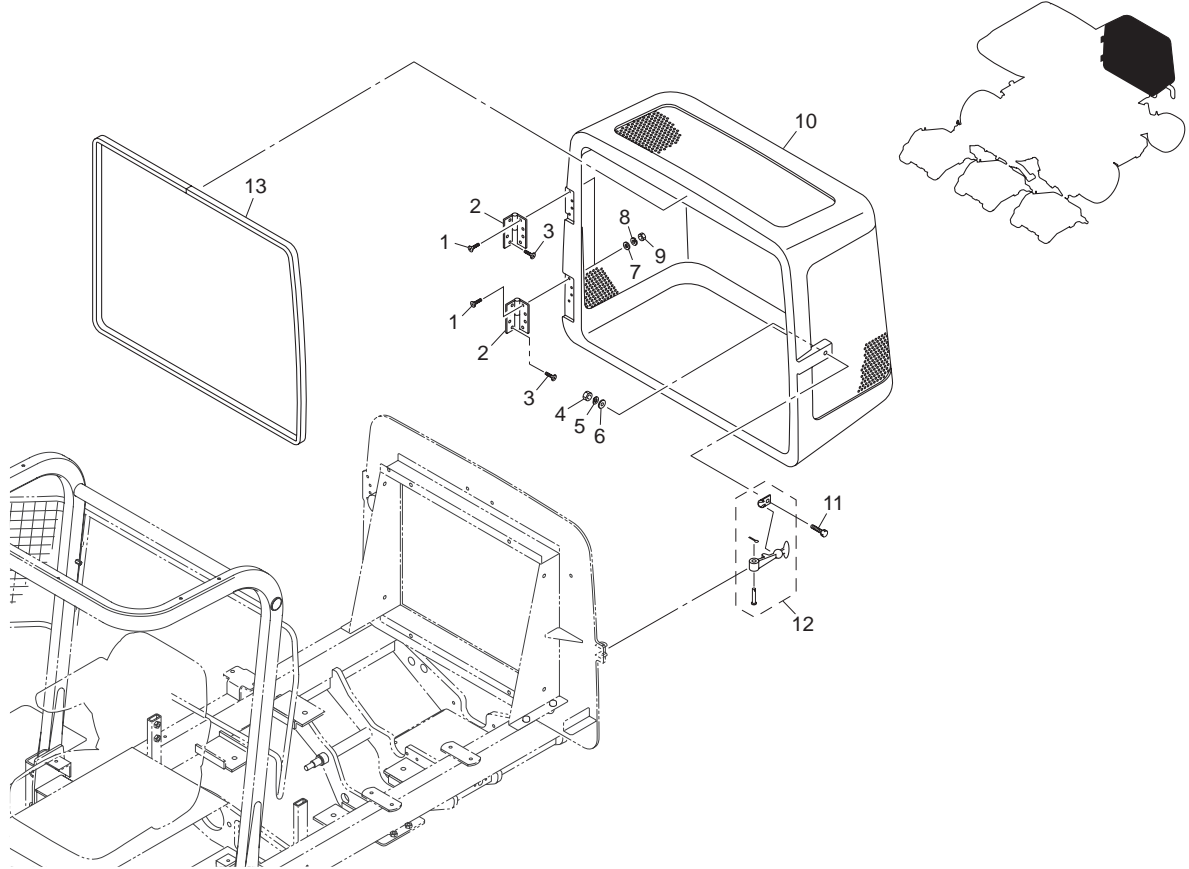


GM2800B\_06\_a00

Cat No.	Code No.	Part name	Qty	Remark	SN of application
6 - 31	K0056080200	SCREW, SUS+TRUSS M8-20	3		

# 7. Cover section C

GM2800B

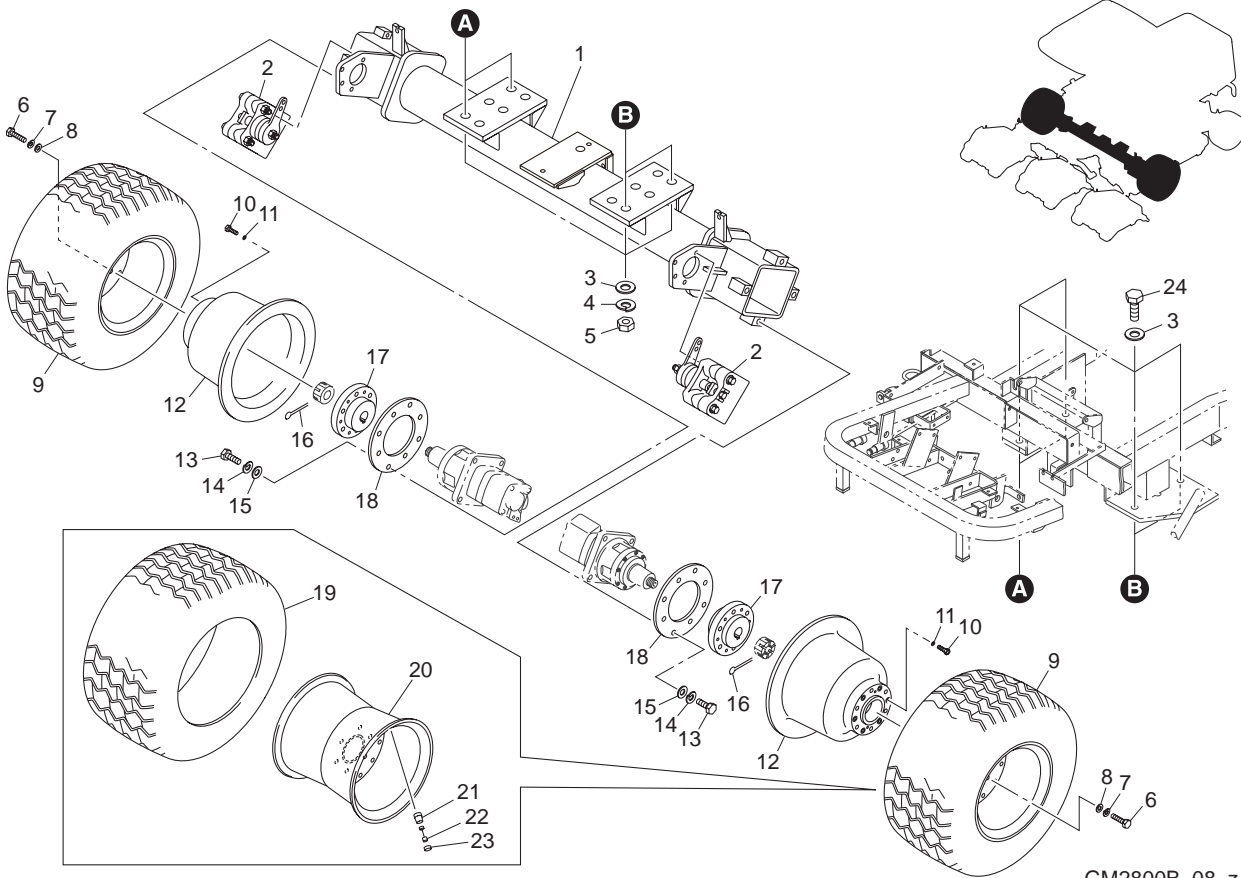


GM2800B\_07\_a00

Cat No.	Code No.	Part name	Qty	Remark	SN of application
7 - 1	K0041050162	SCREW, + FLAT HEAD M5-16	4		
7 - 2	GM2800-0931Z0	HINGE, B-67-1R	2		
7 - 3	K0041050122	SCREW, + FLAT HEAD M5-12	4		
7 - 4	K0100060002	NUT, M6	1		
7 - 5	K0200060002	WASHER, SPRING M6	1		
7 - 6	K5011606202	WASHER, SPCC 1.6-6-20	1		
7 - 7	K5000050002	WASHER, M5	4		
7 - 8	K0200050002	WASHER, SPRING M5	4		
7 - 9	K0100050002	NUT, M5	4		
7 - 10	GM2800-0912Z0	COVER COMP, RADIATOR	1		
7 - 11	K0000060302	BOLT, M6-30	1		
7 - 12	K1520000030	HOOK ASSY, RUBBER	1		
7 - 13	K3198430000	TRIM, SEAL 6100-32A-3000	1		

# 8. Front wheel section

GM2800B



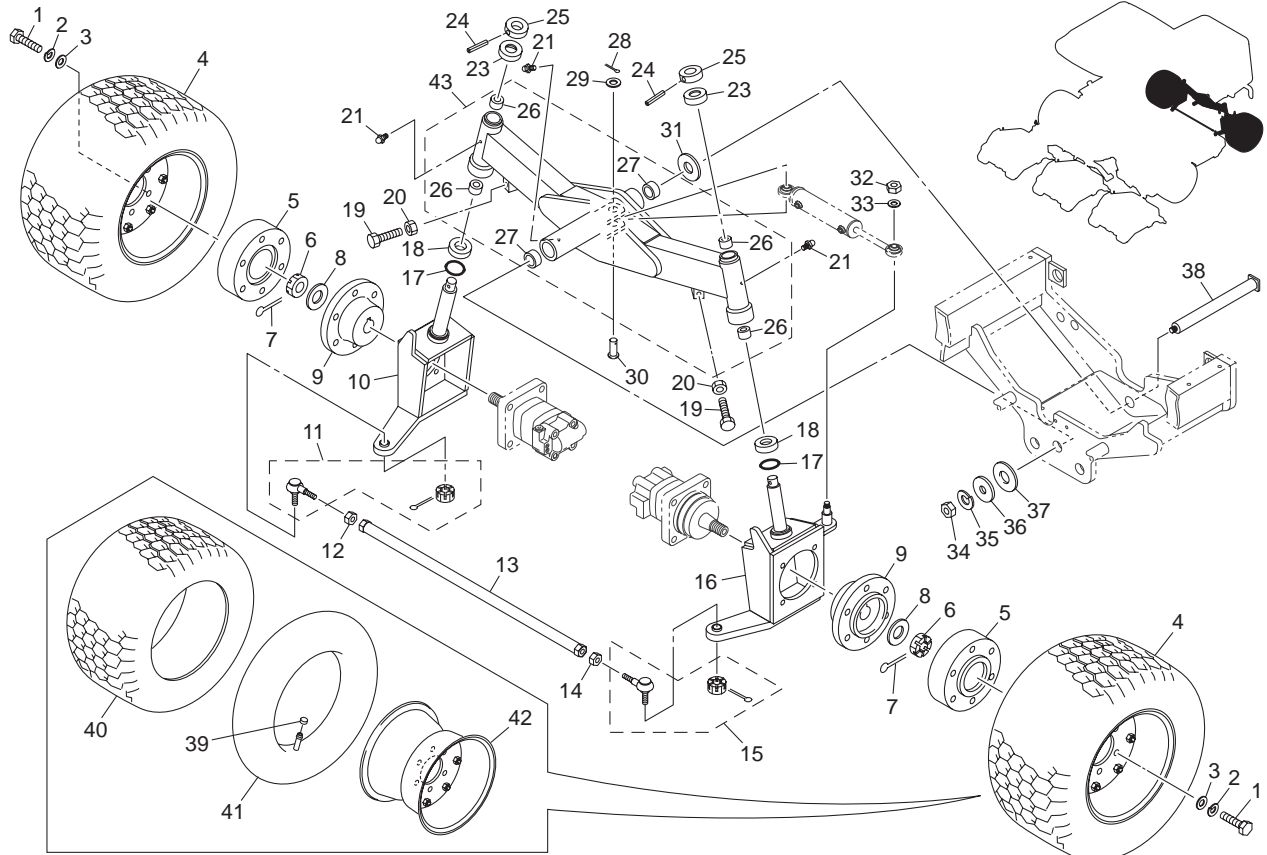
GM2800B\_08\_z

Cat No.	Code No.	Part name	Qty	Remark	SN of application
8 - 1	LM2700-0308ZD	AXLE, FRONT	1		
8 - 2	K1720000190	BRAKE ASSY, RT	2		
8 - 3	K5000200002	WASHER, M20	8		
8 - 4	K0200200002	WASHER, SPRING M20	4		
8 - 5	K0152200002	NUT, NYLON P1.5 M20	4		
8 - 6	K0014120652	BOLT, HT P1.5 M12-65	12		
8 - 7	K0200120002	WASHER, SPRING M12	12		
8 - 8	K5000120002	WASHER, M12	12		
8 - 9	K2040000640	TIRE ASSY, 29*14.00-15TL	2		
8 - 10	K0024080401	BOLT, WITH HEX. HOLE M8-40	12		
8 - 11	K0215080002	WASHER, DISK SPRING H M8-2	12		
8 - 12	LM2700-0305ZD	DISK, BRAKE	2		
8 - 13	K0014160402	BOLT, HT P1.5 M16-40	8		
8 - 14	K0200160002	WASHER, SPRING M16	8		
8 - 15	K5000160002	WASHER, M16	8		
8 - 16	K0300040502	PIN, COTTER M4-50	2		
8 - 17	LM2700-0306ZD	MOUNT, WHEEL	2		
8 - 18	LM2700-0307Z2	PLATE, MOUNTING MOTOR	2		
8 - 19	K2041000400	TIRE, 29*14.00-15UL	2		
8 - 20	K209000083L	WHEEL, 15*13LT	2		
8 - 21	K2097000010	VALVE, RIM TR413	2		
8 - 22	K2092000010	CORE, VALVE NO.8000	2		
8 - 23	K2093000010	CAP, VALVE	2		
8 - 24	K0015200702	BOLT, HT P1.5 M20-70	4		



# 9. Rear wheel section

GM2800B

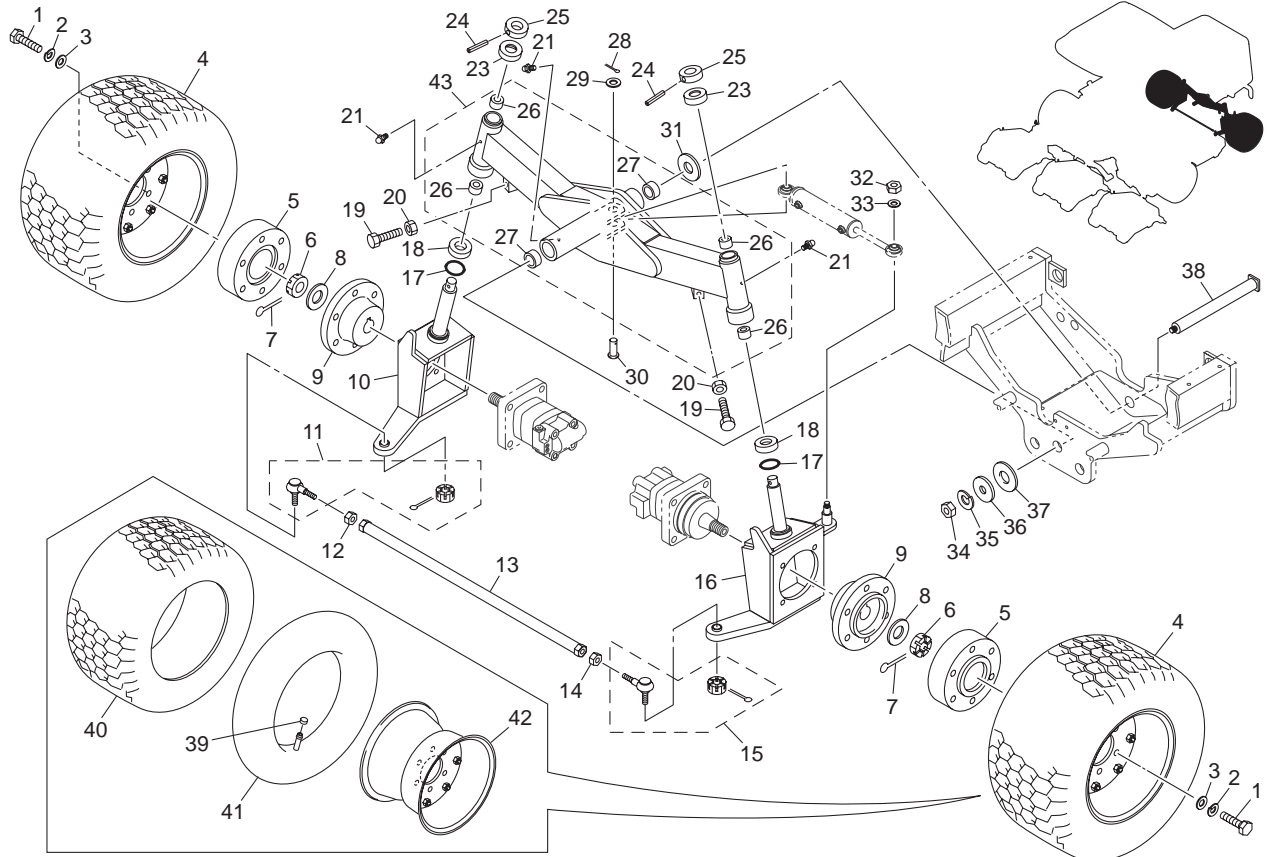


GM2800B\_09\_z01

Cat No.	Code No.	Part name	Qty	Remark	SN of application
9 - 1	K0014120652	BOLT, HT P1.5 M12-65	12		
9 - 2	K0200120002	WASHER, SPRING M12	12		
9 - 3	K5000120002	WASHER, M12	12		
9 - 4	K2040000630	TIRE ASSY, 20*12.00-10	2		
9 - 5	LM2700-0310ZD	SPACER, REAR WHEEL	2		
9 - 6	K0138240002	NUT, HIGH SLOTTED M24 PITCH 1.5	2		
9 - 7	K0300050452	PIN, COTTER M5-45	2		
9 - 8	K5000240002	WASHER, M24	2		
9 - 9	GM1500A0240AD	MOUNT, FRONT WHEEL 90	2		
9 - 10	LM2700-0303AD	KINGPIN, (R)	1		
9 - 11	K1610000020	TIE-ROD END ASSY, MALE (R)	1		
9 - 12	K0160000192	NUT, SPECIAL P1.5 M17	1		
9 - 13	LM2700-0304ZD	ROD, TIE	1		
9 - 14	K0160000202	NUT, LEFT-HANDED SPECIAL P1.5 M17	1		
9 - 15	K1611000020	TIE-ROD END ASSY, LEFT-HANDED MALE (L)	1		
9 - 16	LM2700-0302AD	KINGPIN, (L)	1		
9 - 17	K0880048000	O-RING, P48	2		
9 - 18	K0640511070	BEARING, BALL THRUST 51107	2		
9 - 19	K0013120552	BOLT, HT M12-55P1.25	2		
9 - 20	K0159000052	NUT, SMALL M12	2		
9 - 21	K1440000010	GREASE NIPPLE, A TYPE	3		
9 - 22					
9 - 23	K6204000383	CAP	2		
9 - 24	K0320080501	PIN, SPRING M8-50	2		
9 - 25	K6213000113	COLLAR, WITH HOLE M25-50-20	2		
9 - 26	K6000000500	BUSH, 35-42-35	4		
9 - 27	K6000000080	BUSH, 30-36-30	2		
9 - 28	K0300032402	PIN, COTTER M3.2-40	1		
9 - 29	K5012320402	WASHER, SPCC 2.3-20-40	1		
9 - 30	K6031200568	PIN, FLAT HEAD HT M20-56	1		

# 9. Rear wheel section

GM2800B

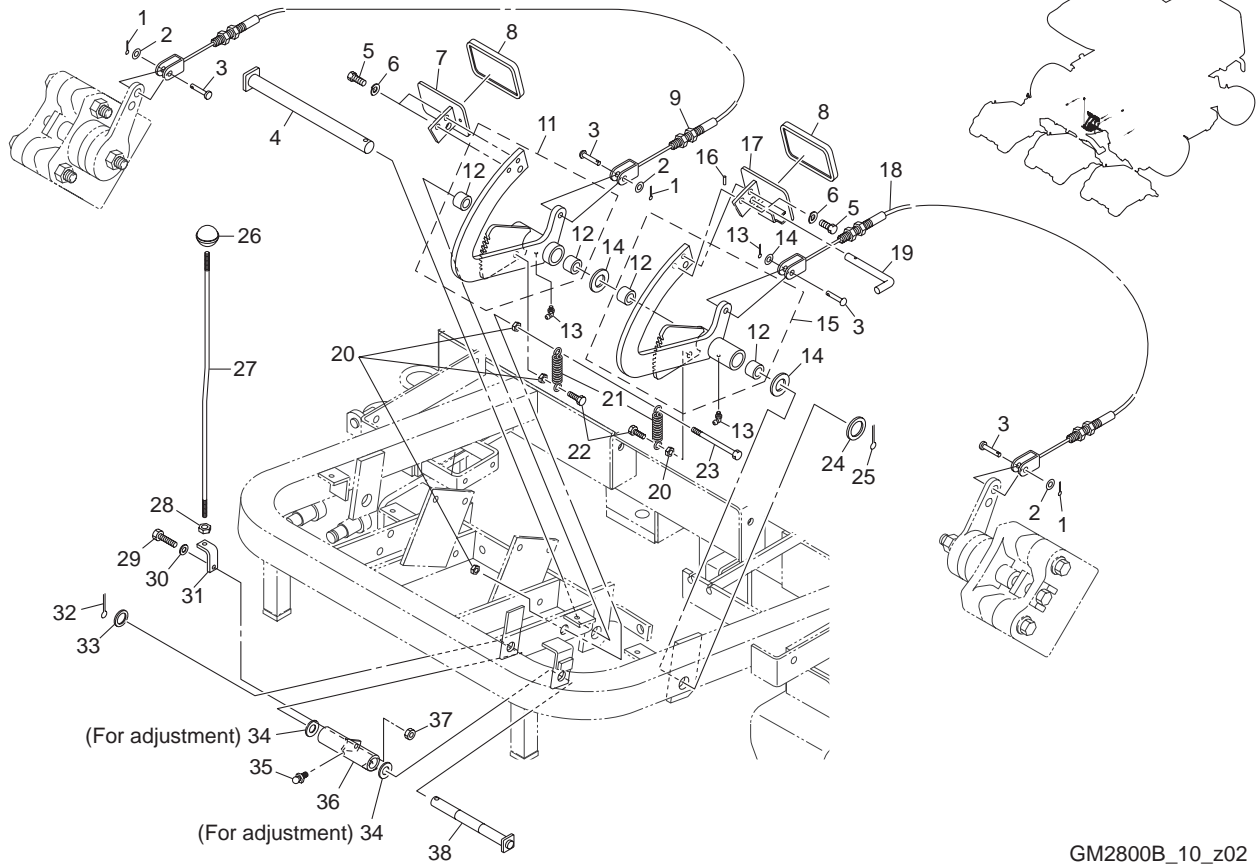


GM2800B\_09\_z01

Cat No.	Code No.	Part name	Qty	Remark	SN of application
9 - 31	K5051030500	WASHER, C5191P 1-30-50	1		
9 - 32	K0145140002	NUT, WITH F-RING, P1.5 M14	1		
9 - 33	K0215140001	WASHER, DISK SPRING H M14-2	1		
9 - 34	K0100160002	NUT, M16	1		
9 - 35	K0200160002	WASHER, SPRING M16	1		
9 - 36	K5073216352	WASHER, SPHC 3.2-16-35	1		
9 - 37	K5011030422	WASHER, SPCC 1-30-42	1		
9 - 38	K7147000258	SHAFT, WITH M16 THREAD 30316	1		
9 - 39	K2093000010	CAP, VALVE	2		
9 - 40	K2041000390	TIRE, 20*12.0-10RS	2		
9 - 41	K2091000340	TUBE, 20*11.00-10	2		
9 - 42	K209000082L	WHEEL, 10*8.50DCT	2		
9 - 43	GM2800-0302ZD	PIVOT	1		

# 10. Brake section

GM2800B

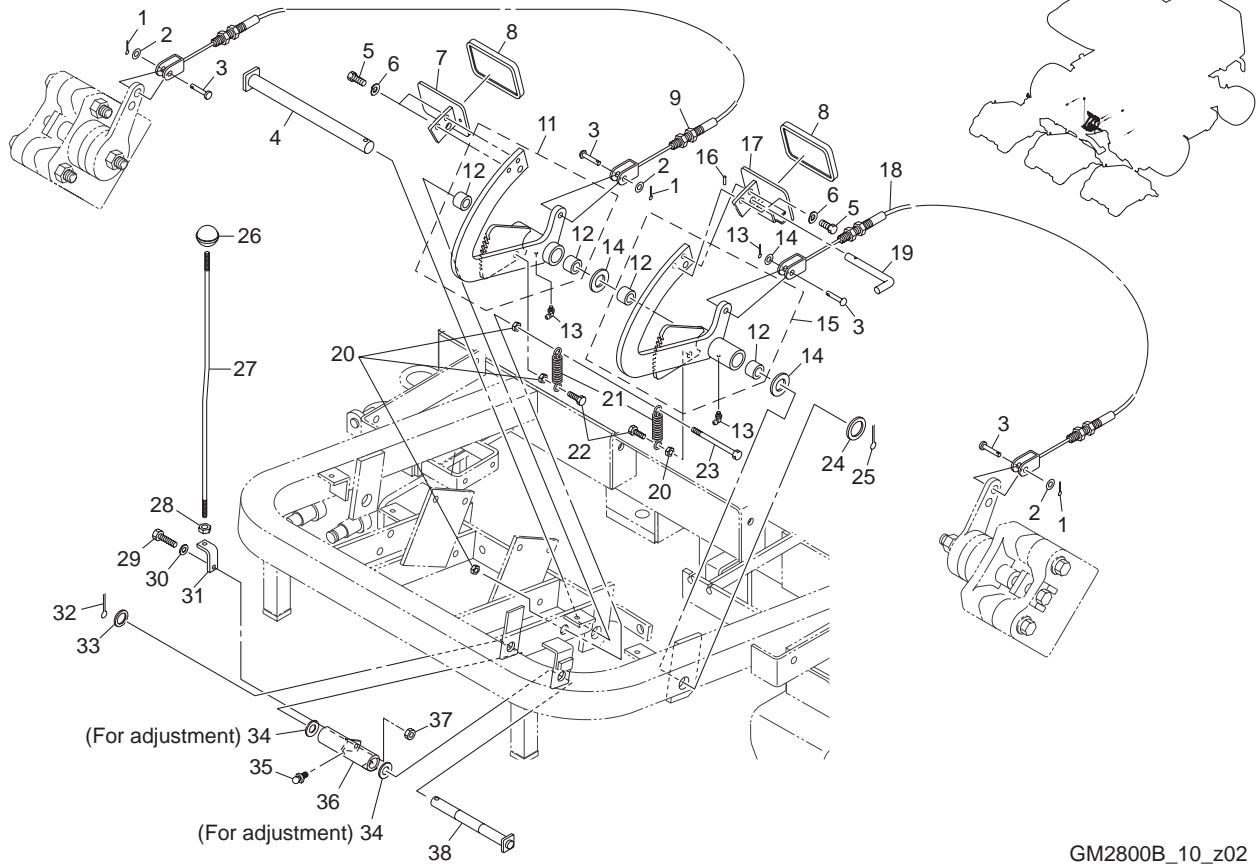


GM2800B\_10\_z02

Cat No.	Code No.	Part name	Qty	Remark	SN of application
10 - 1	K0300025202	PIN, COTTER M2.5-20	4		
10 - 2	K5000080002	WASHER, M8	4		
10 - 3	K6031080222	PIN, FLAT HEAD HT M8-22	4		
10 - 4	LM2700-0411Z2	SHAFT, PEDAL	1		
10 - 5	K0000080202	BOLT, M8-20	4		
10 - 6	K0200080002	WASHER, SPRING M8	4		
10 - 7	GM2800-0403ZD	PEDAL (R)	1		
10 - 8	K4050000050	RUBBER, FOR PEDAL 70100	2		
10 - 9	K1120238000	WIRE, BRAKE 2380	1		
10 - 10					
10 - 11	GM2800-0401ZD	PEDAL, BRAKE (R)	1		
10 - 12	K6000000280	BUSH, 20-24-20	4		
10 - 13	K1440000020	GREASE NIPPLE, C TYPE	2		
10 - 14	K5051020320	WASHER, C5191P 1-20-32	2		
10 - 15	GM2800-0402ZD	PEDAL, BRAKE (L)	1		
10 - 16	K0320030201	PIN, SPRING M3-20	1		
10 - 17	GM2800-0404ZD	PEDAL (L)	1		
10 - 18	K1120205500	WIRE, BRAKE 2055	1		
10 - 19	GM2800-0405Z2	LEVER, PEDAL	1		
10 - 20	K0100100002	NUT, M10	4		
10 - 21	K1020000088	SPRING, WITH ROUND HOOK M2.3-17-78	2		
10 - 22	K0000100202	BOLT, M10-20	2		
10 - 23	K0013101202	BOLT, HT M10-120	1		
10 - 24	K5012320402	WASHER, SPCC 2.3-20-40	1		
10 - 25	K0300032322	PIN, COTTER M3.2-32	1		
10 - 26	K1301000050	GRIP, PLASTIC LEVER	1		
10 - 27	LM2700-0407Z2	SHAFT, LOCKING	1		
10 - 28	K0100080002	NUT, M8	1		
10 - 29	K0000060202	BOLT, M6-20	1		
10 - 30	K5000060002	WASHER, M6	1		

# 10. Brake section

GM2800B

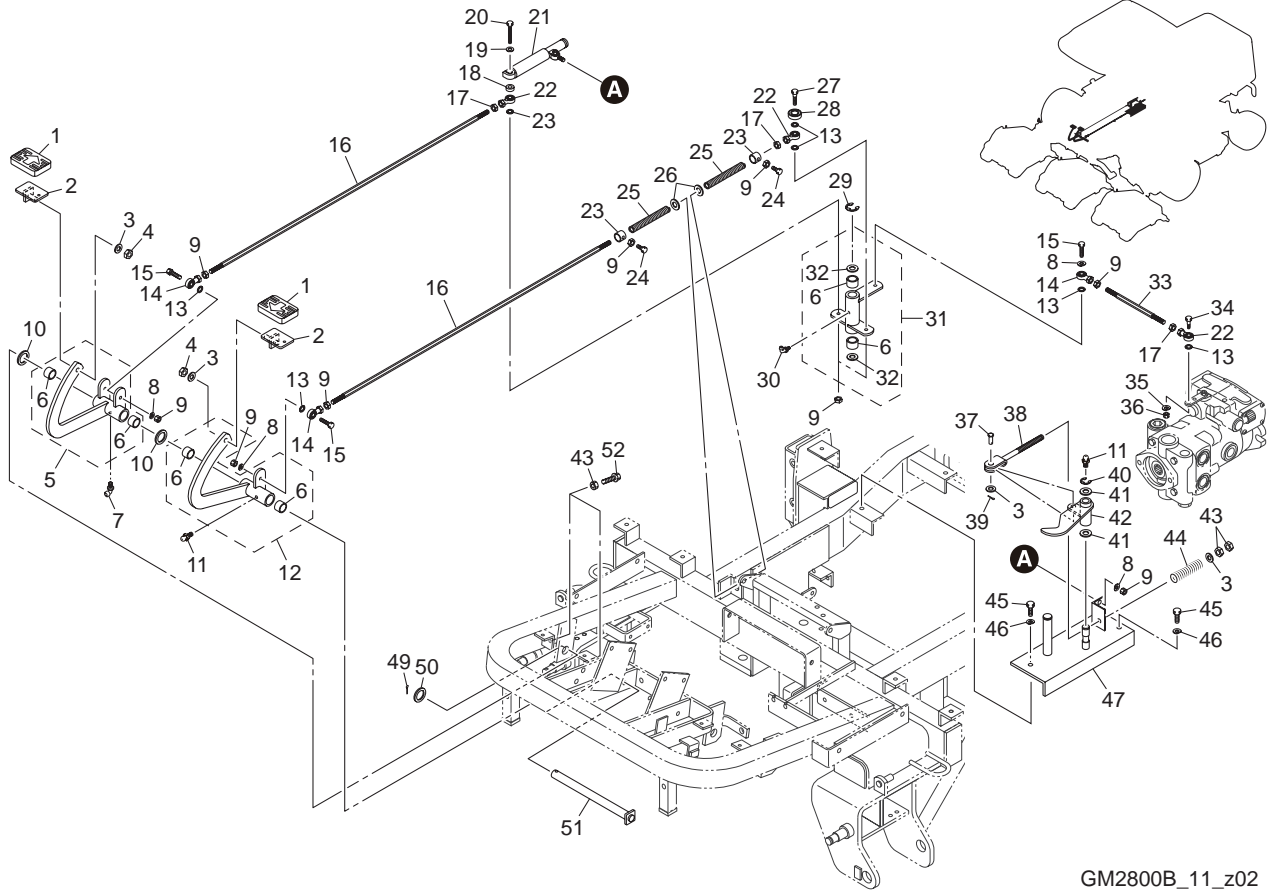


GM2800B\_10\_z02

Cat No.	Code No.	Part name	Qty	Remark	SN of application
10 - 31	LM2700-0406ZD	ANGLE, LOCK SHAFT	1		
10 - 32	K0300032252	PIN, COTTER M3.2-25	1		
10 - 33	K5012316282	WASHER, SPCC 2.3-16-28	1		
10 - 34	K5011016222	WASHER, SPCC 1-16-22	1-2	for adjustment	
10 - 35	K1440000010	GREASE NIPPLE, A TYPE	1		
10 - 36	LM2700-0404ZD	MOUNT, BRAKE SHAFT	1		
10 - 37	K0144060002	NUT, WITH F-RING, M6	1		
10 - 38	LM2700-0410Z2	SHAFT, BRAKE	1		

# 11. Forward/backward pedal section

GM2800B

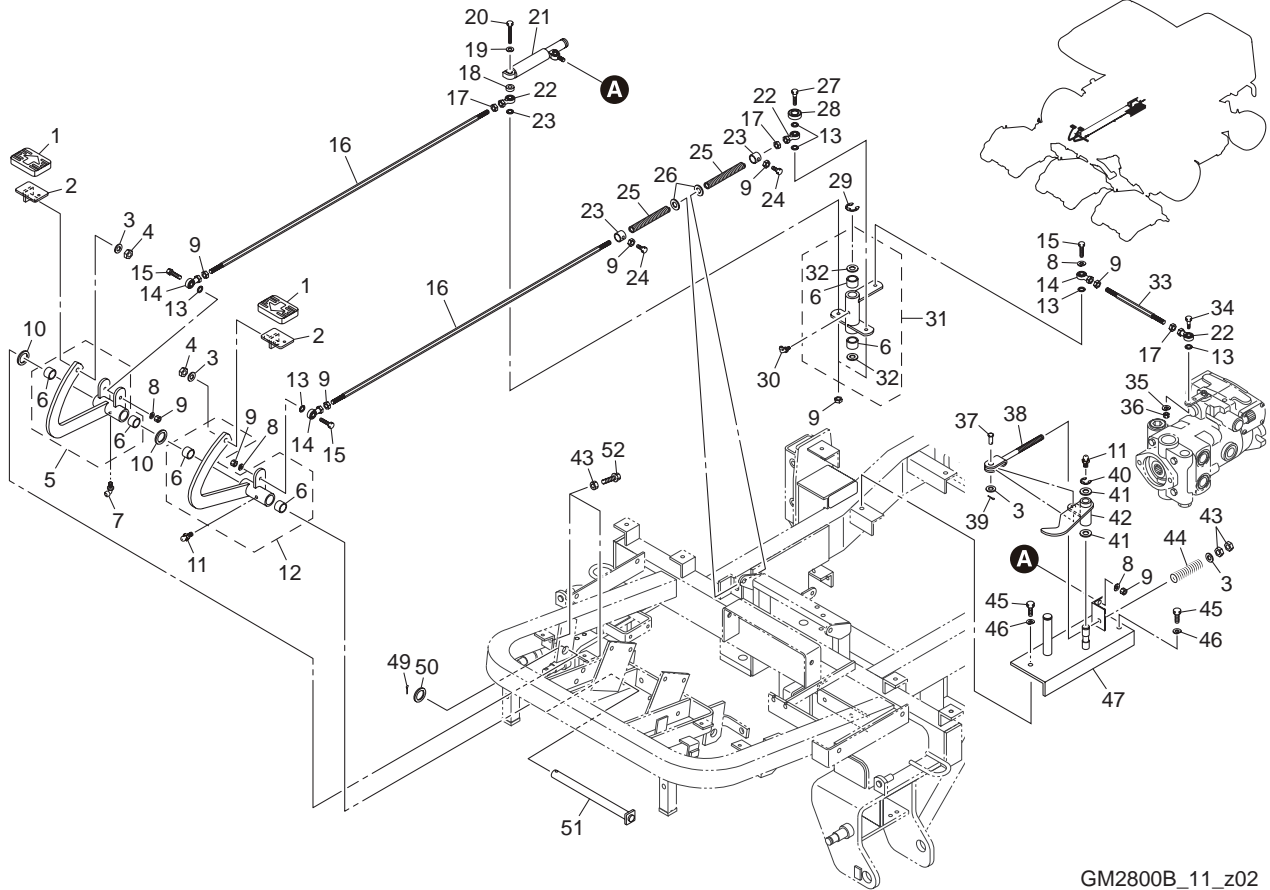


GM2800B\_11\_z02

Cat No.	Code No.	Part name	Qty	Remark	SN of application
11 - 1	LM2700-0420Z0	RUBBER, PEDAL 5575	2		
11 - 2	LM2700-0408ZD	PEDAL, B	2		
11 - 3	K5000100002	WASHER, M10	4		
11 - 4	K0144100002	NUT, WITH F-RING, M10	2		
11 - 5	LM2700-0402AD	PEDAL, BACKWARD	1		
11 - 6	K6000000280	BUSH, 20-24-20	6		
11 - 7	K1440000020	GREASE NIPPLE, C TYPE	1		
11 - 8	K0200080002	WASHER, SPRING M8	4		
11 - 9	K0100080002	NUT, M8	9		
11 - 10	K5051020320	WASHER, C5191P 1-20-32	2		
11 - 11	K1440000010	GREASE NIPPLE, A TYPE	2		
11 - 12	GM2800-0406AD	PEDAL, FORWARD	1		
11 - 13	K5073208202	WASHER, SPHC 3.2-8-20	6		
11 - 14	K1601080000	JOINT, SPHERICAL PHS8	3		
11 - 15	K0000080302	BOLT, M8-30	3		
11 - 16	GM2800-0415Z2	ROD, THREADED 1017	2		
11 - 17	K0180080002	NUT, LEFT-HANDED M8	3		
11 - 18	K6212003262	COLLAR, STKM M8.5-14-8	1		
11 - 19	K5000080002	WASHER, M8	1		
11 - 20	K0003080552	BOLT, M8-55	1		
11 - 21	K3380000010	DAMPER, FOR LEVER	1		
11 - 22	K16010800L0	JOINT, SPHERICAL PHS8LA	3		
11 - 23	K6218000012	COLLAR, TAPPED M12-22-20	2		
11 - 24	K0000080202	BOLT, M8-20	2		
11 - 25	K1000000558	SPRING, COMPRESSION M2-18-100	2		
11 - 26	K5000120002	WASHER, M12	2		
11 - 27	LM2700-0418Z2	BOLT, SPECIAL WITH M8	1		
11 - 28	K0608006290	BEARING, BALL SEAL 2RS 629	1		
11 - 29	K0400015002	RING, RETAINING E M15	1		
11 - 30	K1440000030	GREASE NIPPLE, B TYPE	1		

# 11. Forward/backward pedal section

GM2800B

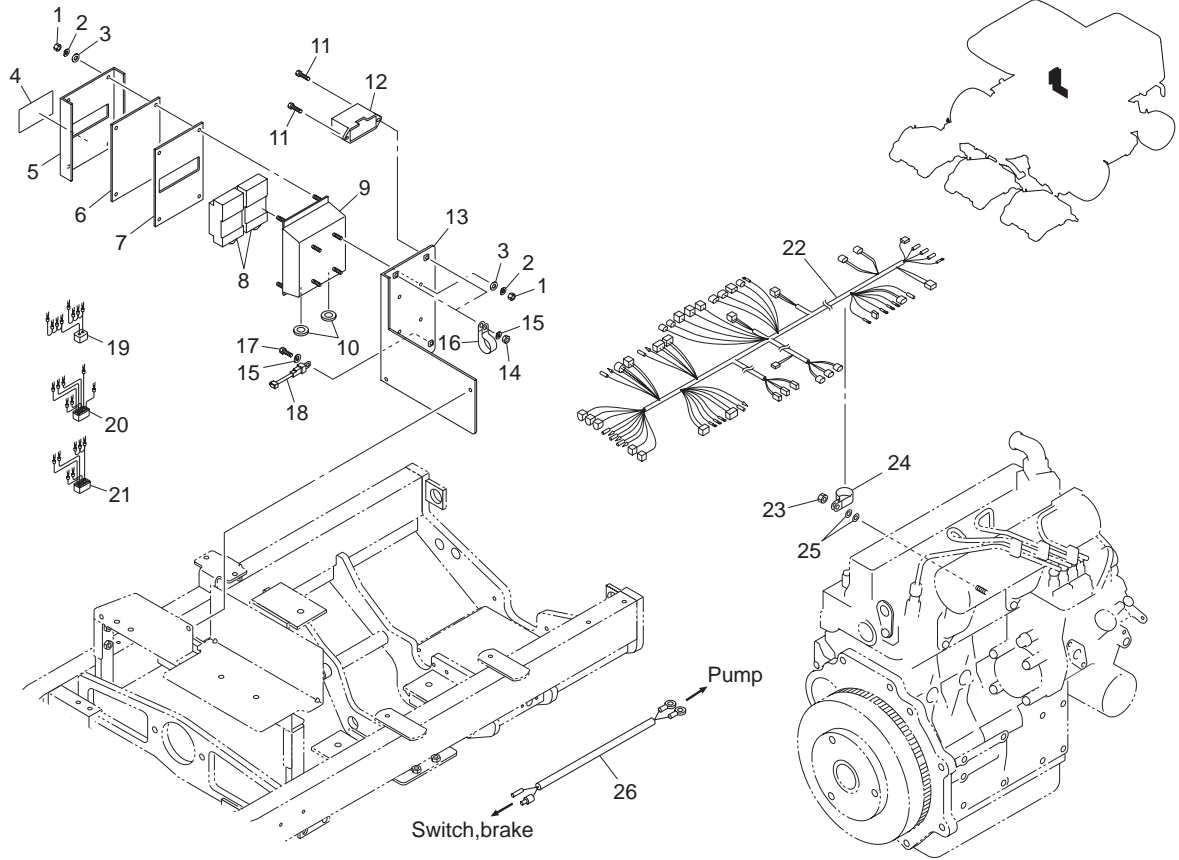


GM2800B\_11\_z02

Cat No.	Code No.	Part name	Qty	Remark	SN of application
11 - 31	LM2700-0413Z2	LEVER, CONTROLLING PUMP	1		
11 - 32	K5011020472	WASHER, SPCC 1-20-47	2		
11 - 33	LM2700-0416Z2	ROD, THREADED 170	1		
11 - 34	LM2700-0417Z2	BOLT, SPECIAL WITH M6	1		
11 - 35	K0200060002	WASHER, SPRING M6	1		
11 - 36	K0100060002	NUT, M6	1		
11 - 37	K6031100258	PIN, FLAT HEAD HT M10-25	1		
11 - 38	K7303000092	ADJUSTER, LEVER	1		
11 - 39	K0300025202	PIN, COTTER M2.5-20	1		
11 - 40	K0400012002	RING, RETAINING E M12	1		
11 - 41	K5011016222	WASHER, SPCC 1-16-22	2		
11 - 42	GM2800-0412Z2	LEVER, NEUTRALIZING PUMP	1		
11 - 43	K0100100002	NUT, M10	4		
11 - 44	K100000082D	SPRING, COMPRESSION M2.6-17.2-70	1		
11 - 45	K0000100152	BOLT, M10-15	2		
11 - 46	K0200100002	WASHER, SPRING M10	2		
11 - 47	GM2800-0414Z2	FITTING, NEUTRALIZING PUMP	1		
11 - 48					
11 - 49	K0300032402	PIN, COTTER M3.2-40	1		
11 - 50	K5012320402	WASHER, SPCC 2.3-20-40	1		
11 - 51	LM2700-0411Z2	SHAFT, PEDAL	1		
11 - 52	K0000100352	BOLT, M10-35	2		

# 12. Engine section A

GM2800B

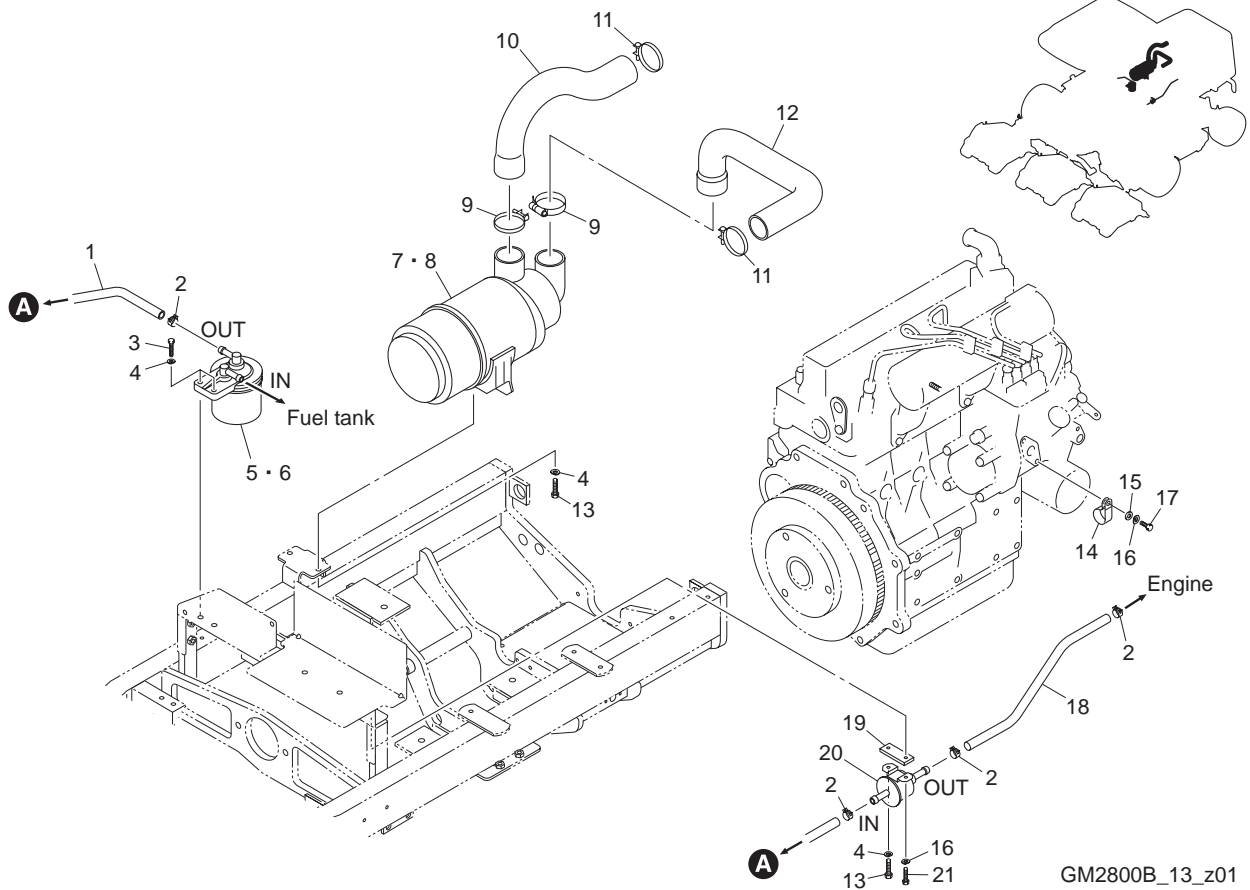


GM2800B\_12\_z01

Cat No.	Code No.	Part name	Qty	Remark	SN of application
12 - 1	K0100050002	NUT, M5	8		
12 - 2	K0200050002	WASHER, SPRING M5	8		
12 - 3	K5000050002	WASHER, M5	8		
12 - 4	GM2800-0560Z0	DECAL, RELAY	1		
12 - 5	GM2800-0519ZD	COVER, BOX	1		
12 - 6	GM2800-0518Z0	BOARD, ACRYLIC M 1.5-134189	1		
12 - 7	GM2800-0517Z0	PACKING, RUBBER 1-134189	1		
12 - 8	K3680000030	RELAY BOX, G6B-4CB	2		
12 - 9	GM2800-0516ZD	RELAY BOX	1		
12 - 10	K0900300160	GROMMET, W/SEALING C30SG16A	2		
12 - 11	K000060302	BOLT, M6-30	2		
12 - 12	K3630000090	FUSE BLOCK, MINI 10P-A	1		
12 - 13	GM2800-0568ZD	PLATE, RELAY	1		
12 - 14	K0100060002	NUT, M6	2		
12 - 15	K0200060002	WASHER, SPRING M6	3		
12 - 16	K4270022060	CLIP, HARNESS 22 M6	2		
12 - 17	K000060102	BOLT, M6-10	1		
12 - 18	K3630000150	FUSE BLOCK, FUSIBLE LINK 50A	1		
12 - 19	GM2800-0511Z0	LINE, RELAY C	1		
12 - 20	GM2800-0536Z0	LINE, RELAY A	1		
12 - 21	GM2800-0537Z0	LINE, RELAY B	1		
12 - 22	GM2800-0561C0	HARNESS	1		
12 - 23	K0100080002	NUT, M8	1		
12 - 24	K4281000020	CLAMP, HARNESS 8.5 80	1		
12 - 25	K5000080002	WASHER, M8	2		
12 - 26	GM2800-0558Z0	WIRE, LOCKOUT SWITCH	1		

# 13. Engine section B

GM2800B



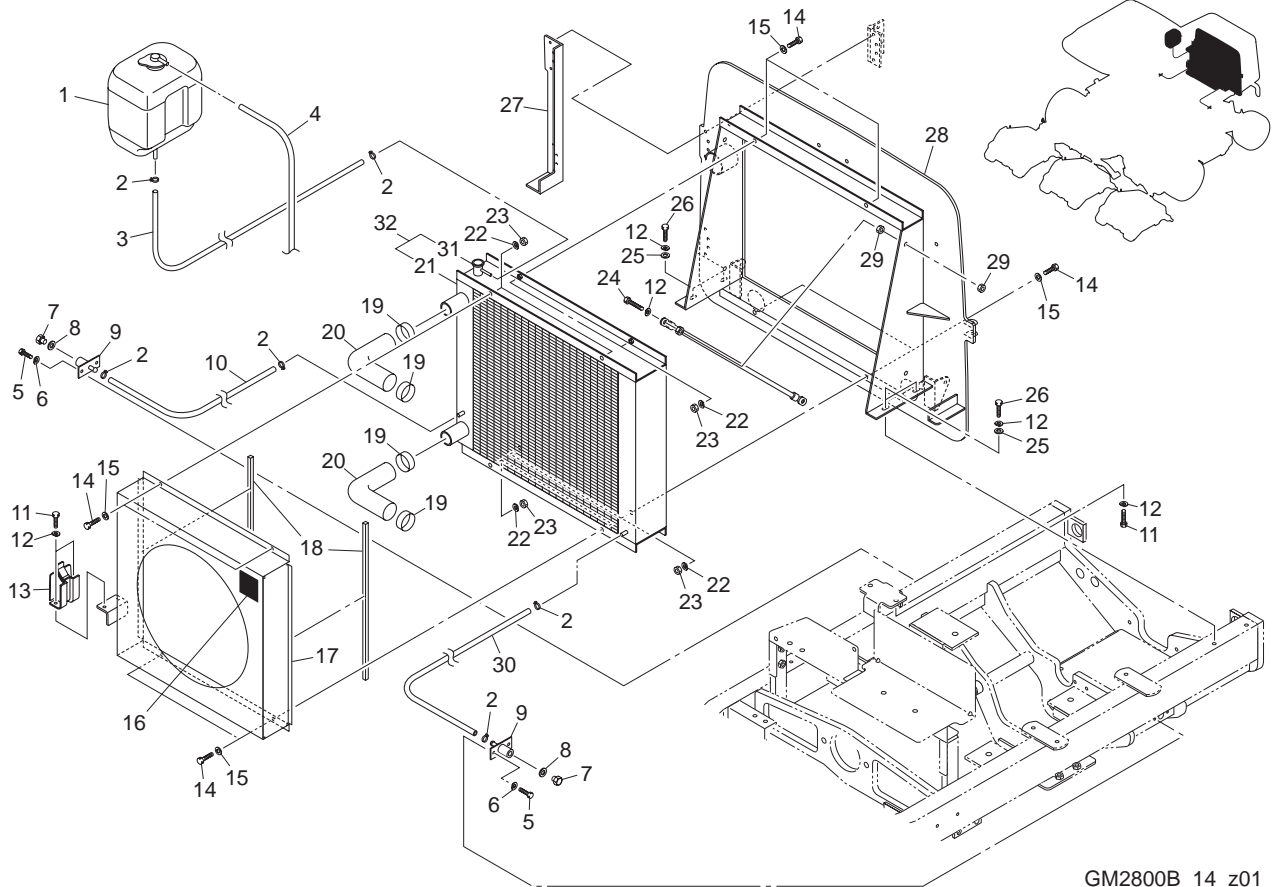
GM2800B\_13\_z01

Cat No.	Code No.	Part name	Qty	Remark	SN of application
13 - 1	K3180008000	HOSE, FUEL 8*1B800	1		
13 - 2	K4260000172	CLAMP, HOSE KS-11-19	4		
13 - 3	K0000080252	BOLT, M8-25	2		
13 - 4	K0200080002	WASHER, SPRING M8	3		
13 - 5	PF15224-4301-3	FILTER ASSY, FUEL	1		
13 - 6	PF15221-4317-0	ELEMENT, FUEL FILTER	1		
13 - 7	PF1G360-1101-0	AIR CLEANER ASSY	1		
13 - 8	PF59800-2611-0	AIR CLEANER ELEMENT ASSY	1		
13 - 9	K4261056000	CLAMP, HOSE PARKER 54-100	2		
13 - 10	GM2800-0556Z0	PIPE, SUCTION A	1		
13 - 11	K4261044000	CLAMP, HOSE PARKER 29-76	2		
13 - 12	GM2800-0557Z0	PIPE, SUCTION B	1		
13 - 13	K0000080152	BOLT, M8-15	3		
13 - 14	K4270022060	CLIP, HARNESS 22 M6	1		
13 - 15	K5000060002	WASHER, M6	1		
13 - 16	K0200060002	WASHER, SPRING M6	2		
13 - 17	K0000060202	BOLT, M6-20	1		
13 - 18	K3180005000	HOSE, FUEL 8*1B500	1		
13 - 19	PF66591-5456-3	RUBBER, VIBRATION PROOF	1		
13 - 20	PFR1401-5135-1	PUMP ASSY, FUEL	1		
13 - 21	K0000060152	BOLT, M6-15	1		



# 14. Engine section C

GM2800B

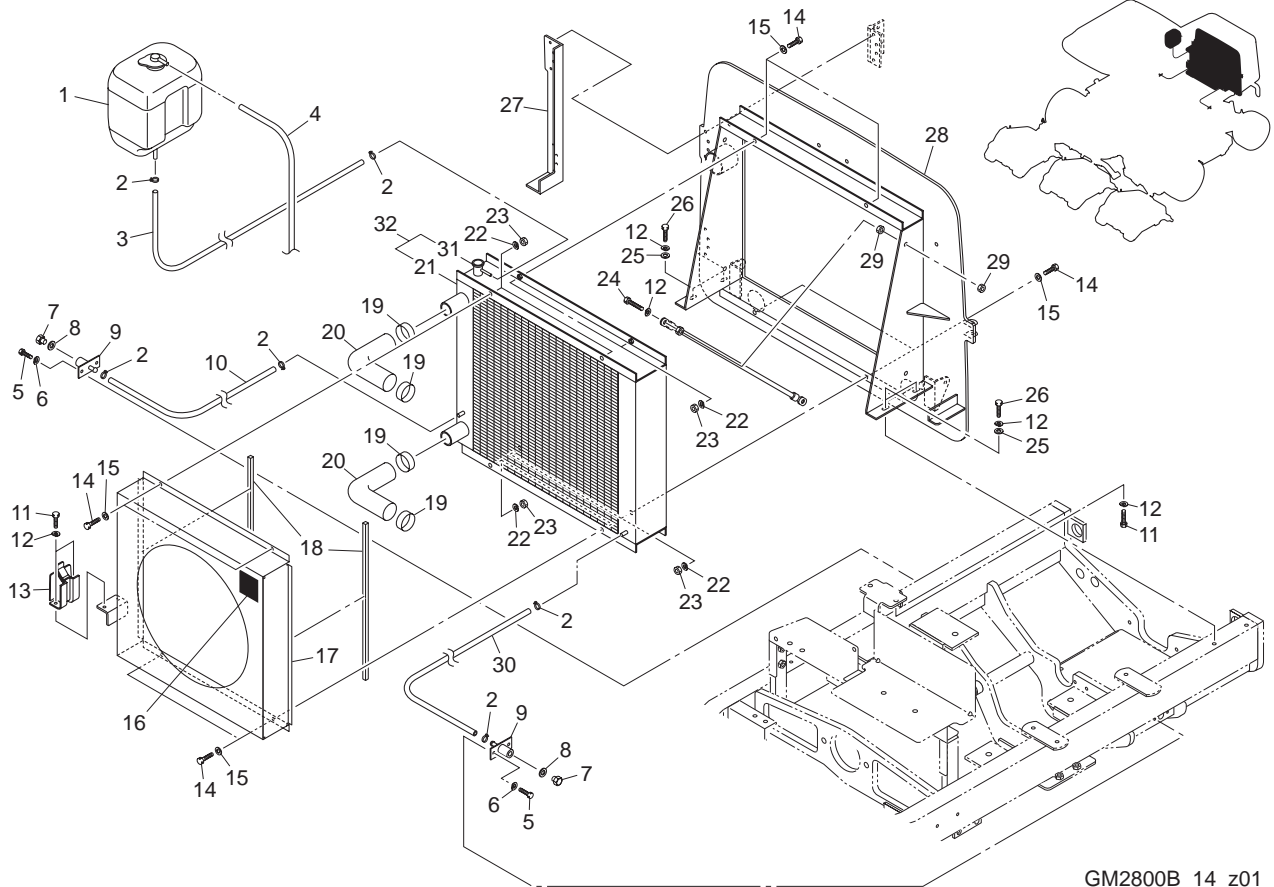


GM2800B\_14\_z01

Cat No.	Code No.	Part name	Qty	Remark	SN of application
14 - 1	PF15501-7240-4	TANK ASSY, RESERVE	1		
14 - 2	K4260000150	CLAMP, HOSE 12	6		
14 - 3	GM2800-0527Z0	HOSE, DRAIN 950	1		
14 - 4	GM2800-0528Z0	HOSE, DRAIN 700	1		
14 - 5	K0000060152	BOLT, M6-15	4		
14 - 6	K0200060002	WASHER, SPRING M6	4		
14 - 7	LM2700-0563Z0	PLUG, DRAIN	2		
14 - 8	LM2700-0562Z0	PACKING	2		
14 - 9	LM2700-0561Z2	JOINT	2		
14 - 10	GM2800-0562Z0	HOSE, DRAIN 450	1		
14 - 11	K0000080152	BOLT, M8-15	4		
14 - 12	K0200080002	WASHER, SPRING M8	9		
14 - 13	PF15521-7246-2	STAY, RESERVE TANK	1		
14 - 14	K0000100200	BOLT, M10-20	8		
14 - 15	K5000100002	WASHER, M10	8		
14 - 16	K4205001530	DECAL, CAUTION TO ROTATING OBJECT	1		
14 - 17	GM2800-0567ZD	SHROUD	1		
14 - 18	K4220000230	SPONGE, URETHAN 10-10-500	2		
14 - 19	K4260000200	CLAMP, HOSE JUBILEE BAND 2A	4		
14 - 20	PFR1401-42363	HOSE	2		
14 - 21	GM2800-0565Z0	RADIATOR	1		
14 - 22	K0200100002	WASHER, SPRING M10	8		
14 - 23	K0100100002	NUT, M10	8		
14 - 24	K0000080302	BOLT, M8-30	1		
14 - 25	K5000080002	WASHER, M8	4		
14 - 26	K0000080202	BOLT, M8-20	4		
14 - 27	GM2800-0523ZD	PLATE, GUIDE	1		
14 - 28	GM2800-0566ZD	FRAME, RADIATOR	1		
14 - 29	K0100080002	NUT, M8	2		
14 - 30	GM2800-0526Z0	HOSE, DRAIN 300	1		

# 14. Engine section C

GM2800B

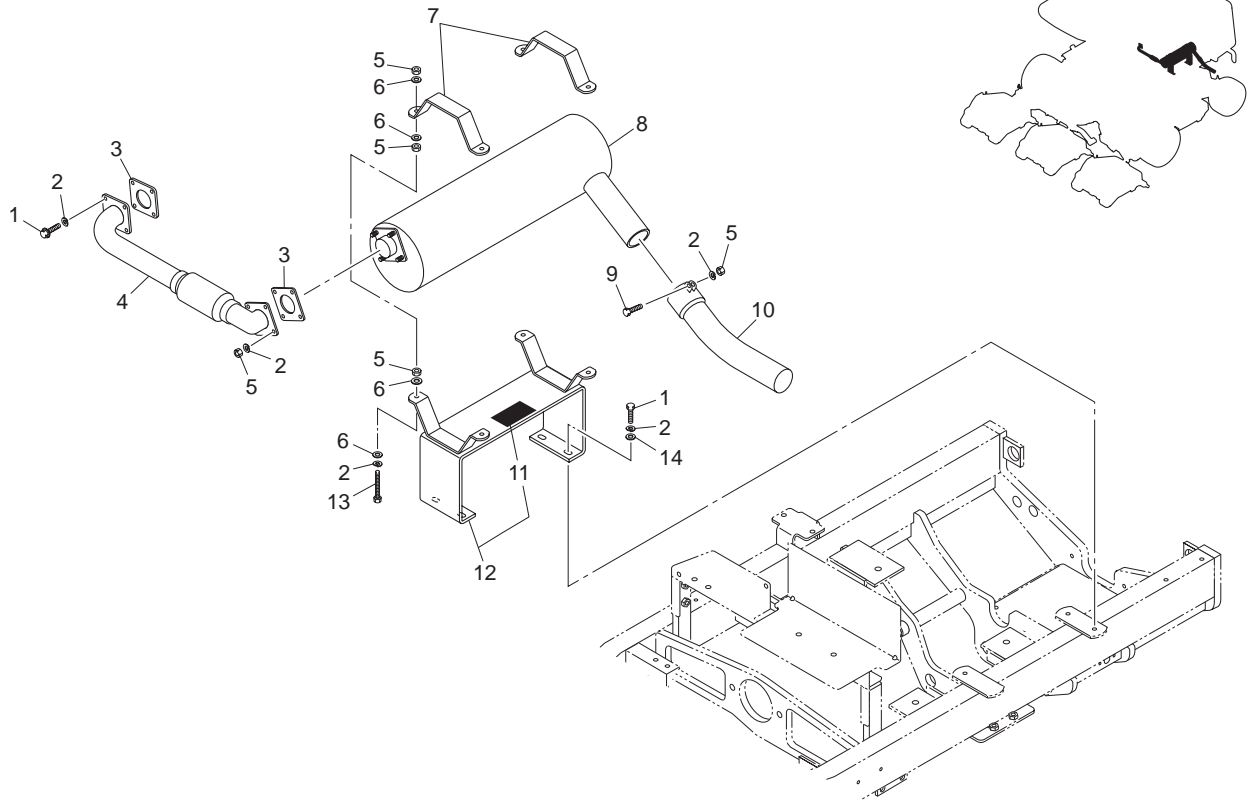


GM2800B\_14\_z01

Cat No.	Code No.	Part name	Qty	Remark	SN of application
14 - 31	K4205001970	DECAL, CAUTION SPOUTING COOLANT	1		
14 - 32	GM2800-0569Z0	RADIATOR COMP	1		

# 15. Engine section D

GM2800B

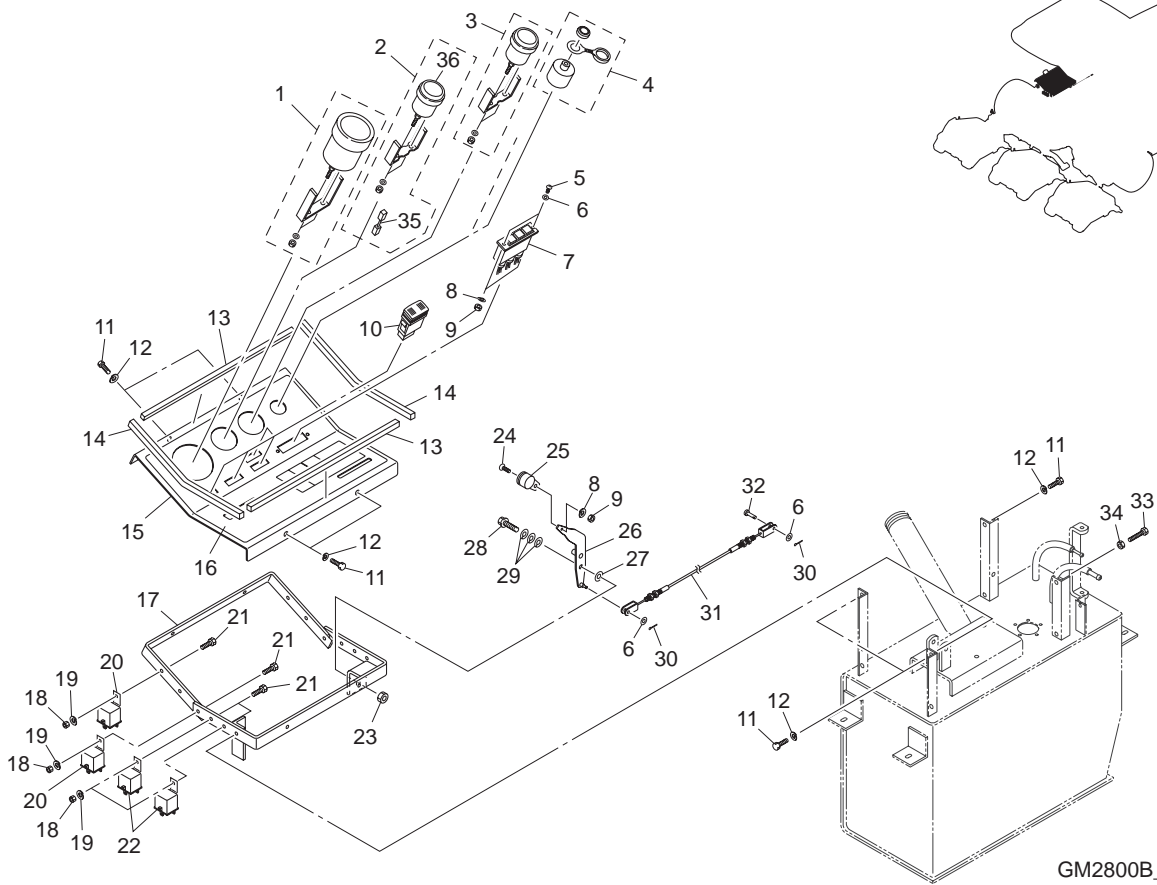


GM2800B\_15\_z01

Cat No.	Code No.	Part name	Qty	Remark	SN of application
15 - 1	K0000080202	BOLT, M8-20	8		
15 - 2	K0200080002	WASHER, SPRING M8	17		
15 - 3	PF17326-1223-1	PACKING, EXHAUST PIPE	2		
15 - 4	GM2800-0507ZU	PIPE, EXHAUST	1		
15 - 5	K0100080002	NUT, M8	17		
15 - 6	K5000080002	WASHER, M8	16		
15 - 7	LM2700-0524ZU	PLATE, MOUNTING MUFFLER	2		
15 - 8	PF17234-1211-1	MUFFLER	1		
15 - 9	K0000080302	BOLT, M8-30	1		
15 - 10	GM2800-0521ZU	PIPE, TAIL	1		
15 - 11	K4205001540	DECAL, CAUTION TO HOT PARTS	1		
15 - 12	GM2800-0554Z0	PLATE COMP, MUFFLER	1		
15 - 13	K0000080502	BOLT, M8-50	4		
15 - 14	K5073208202	WASHER, SPHC 3.2-8-20	4		

# 16. Engine section E

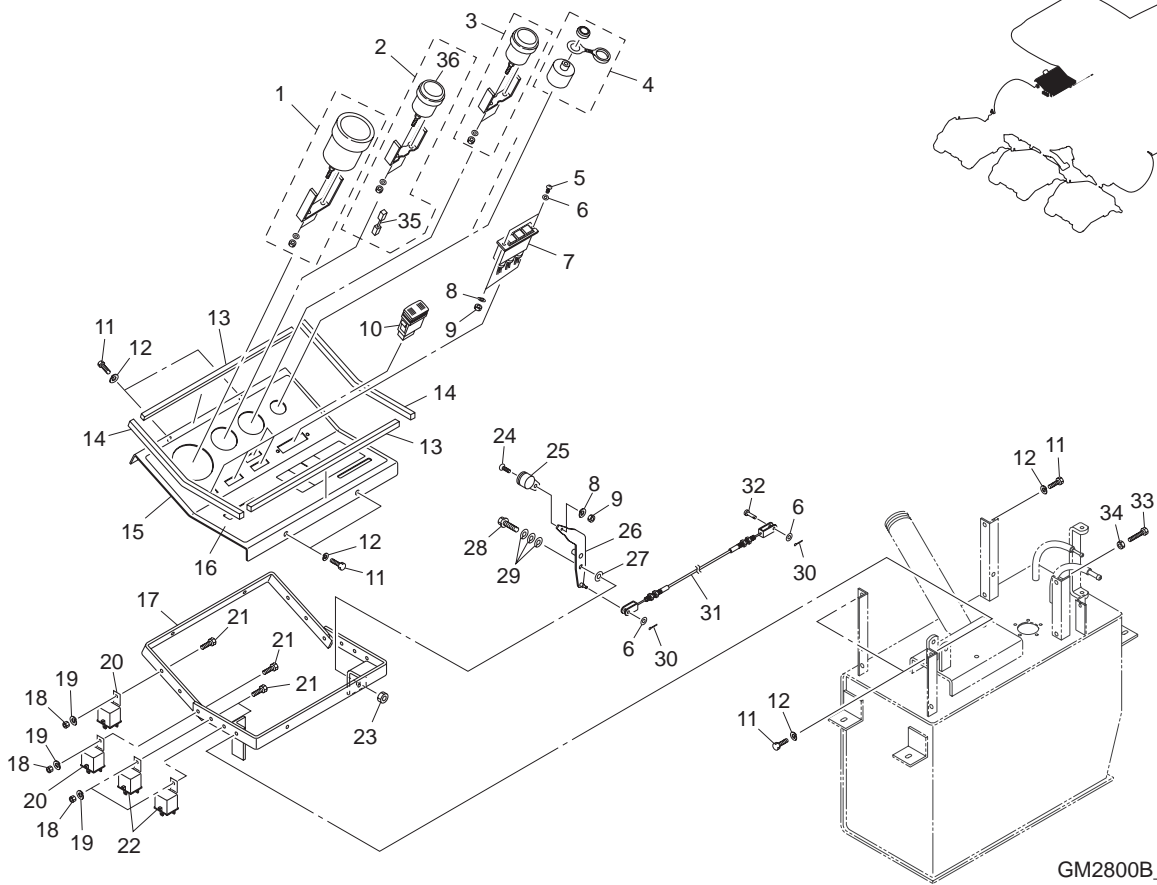
GM2800B



Cat No.	Code No.	Part name	Qty	Remark	SN of application
16 - 1	PF15886-8301-1	HOUR METER ASSY	1		
16 - 2	K9400000050	GAUGE ASSY, WATER TEMPERATURE	1		
16 - 3	K3653000010	GAUGE, FUEL 52BG2	1		
16 - 4	PF15248-6359-2	SWITCH, STARTER	1		
16 - 5	K0042050122	SCREW, + ROUND HEAD M5-12	2		
16 - 6	K5000050002	WASHER, M5	4		
16 - 7	K3641000040	LAMP, PILOT	1		
16 - 8	K0200050002	WASHER, SPRING M5	3		
16 - 9	K0100050002	NUT, M5	3		
16 - 10	K3661000050	SWITCH, ROCKER	4		
16 - 11	K0000080152	BOLT, M8-15	7		
16 - 12	K0200080002	WASHER, SPRING M8	7		
16 - 13	K4228000060	SPONGE, RUBBER 10-20-380	2		
16 - 14	K4228000050	SPONGE, RUBBER 10-20-330	2		
16 - 15	LM2700-0938AD	MOUNT, INSTRUMENT	1		
16 - 16	GM2800-0941Z0	STICKER, OPERATION	1		
16 - 17	LM2700-0937ZD	BRACKET, INSTRUMENT	1		
16 - 18	K0100060002	NUT, M6	4		
16 - 19	K0200060002	WASHER, SPRING M6	4		
16 - 20	K3681000080	RELAY, MR5A602A1K	2		
16 - 21	K0000060202	BOLT, M6-20	4		
16 - 22	K3681000070	RELAY, MR5A411A1K	2		
16 - 23	K0100100002	NUT, M10	1		
16 - 24	K0042050082	SCREW, + ROUND HEAD M5-8	1		
16 - 25	K1301000150	GRIP, PLASTIC THROTTLE LEVER	1		
16 - 26	LM2700-0560Z2	LEVER, THROTTLE	1		
16 - 27	K5000100002	WASHER, M10	1		
16 - 28	K0011100302	BOLT, HT P1.25 M10-30	1		
16 - 29	K0210100001	SPRING, CONICAL DISC L M10	3		
16 - 30	K0300016102	PIN, COTTER M1.6-10	2		

# 16. Engine section E

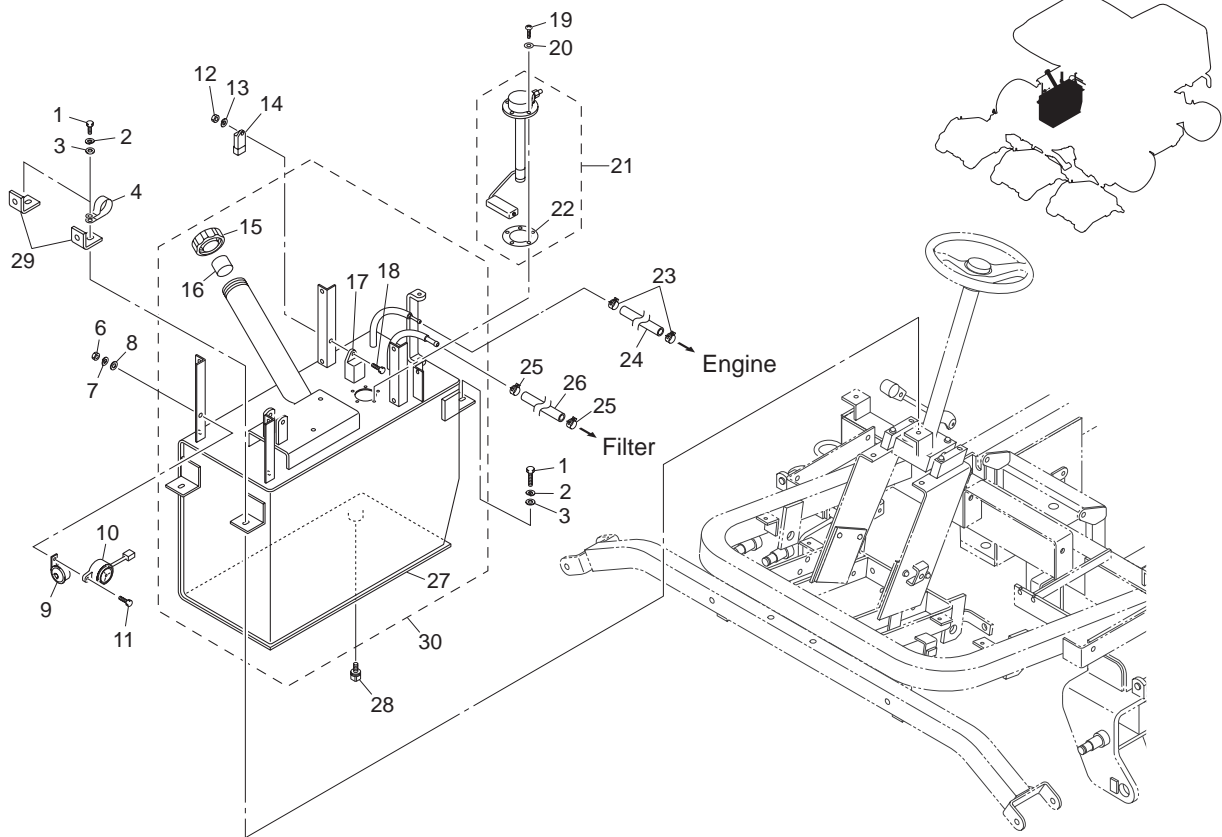
GM2800B



Cat No.	Code No.	Part name	Qty	Remark	SN of application
16 - 31	K1110168020	WIRE, THROTTLE 1680	1		
16 - 32	K6030050152	PIN, FLAT HEAD M5-15	1		
16 - 33	K0000080602	BOLT, M8-60	1		
16 - 34	K0100080002	NUT, M8	1		
16 - 35	K3620000950	CONNECTOR	1		10023-
16 - 36	PFR1401-53171	GAUGE, WATER TEMPERATURE	1		10023-

# 17. Engine section F

GM2800B

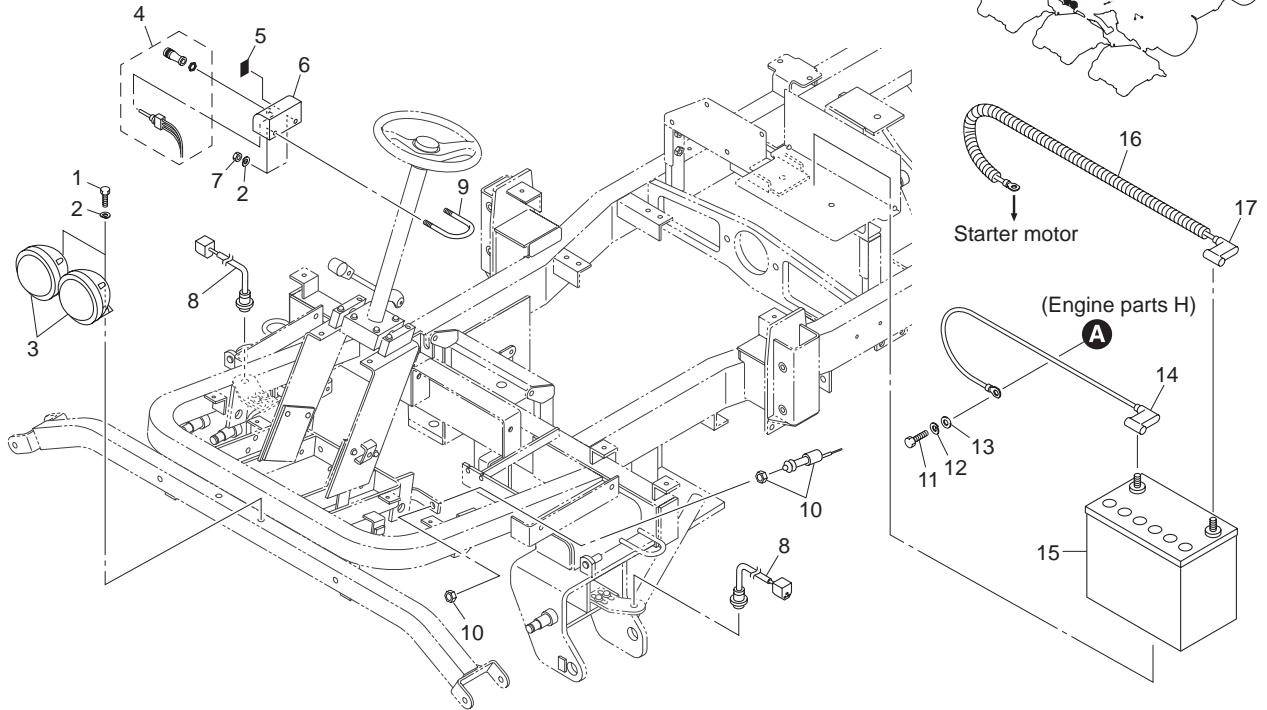


GM2800B\_17\_z02

Cat No.	Code No.	Part name	Qty	Remark	SN of application
17 - 1	K0000080202	BOLT, M8-20	3		
17 - 2	K0200080002	WASHER, SPRING M8	3		
17 - 3	K5000080002	WASHER, M8	3		
17 - 4	K4270050080	CLIP, HARNESS 50 M8	1		
17 - 5	GM2800-0627ZD	PLATE, COVER	1		
17 - 6	K0100050002	NUT, M5	1		
17 - 7	K0200050002	WASHER, SPRING M5	1		
17 - 8	K5000050002	WASHER, M5	1		
17 - 9	K3700000030	BUZZER, EBS-12 WITH STAY	1		
17 - 10	K3700000010	BUZZER, EBM-12 TYPE	1		
17 - 11	K0000050302	BOLT, M5-30	1		
17 - 12	K0100060002	NUT, M6	1		
17 - 13	K0200060002	WASHER, SPRING M6	1		
17 - 14	PF1K574-6022-1	RELAY COMP	1		
17 - 15	K1410000120-Y	CAP, FUEL TANK	1		
17 - 16	K3420000080	FILTER	1		
17 - 17	PF15694-6599-2	TIMER, GLOW LAMP	1		
17 - 18	K0000060202	BOLT, M6-20	1		
17 - 19	K0000050152	BOLT, M5-15	5		
17 - 20	K0922050000	SEAL, WASHER 5WF	5		
17 - 21	K2721000090	GAUGE, FLOATING 180 X 195	1		
17 - 22	K2721000020	PACKING, OIL-SHEET	1		
17 - 23	K4260000150	CLAMP, HOSE 12	2		
17 - 24	K3182019000	HOSE, FUEL 8*1B19600	1		
17 - 25	K4260000172	CLAMP, HOSE KS-11-19	2		
17 - 26	K3180008000	HOSE, FUEL 8*1B800	1		
17 - 27	GM2800-0702ZD-Y	FUEL TANK	1		
17 - 28	K1422106001-Y	PLUG, TAPER WITH HEX. HOLE T1, 3/8	1		
17 - 29	LM2700-0950ZD	BRACKET, SIDE COVER	2		
17 - 30	GM2800-0703Z0	TANK ASSY, FUEL W/CAP	1		

# 18. Engine section G

GM2800B

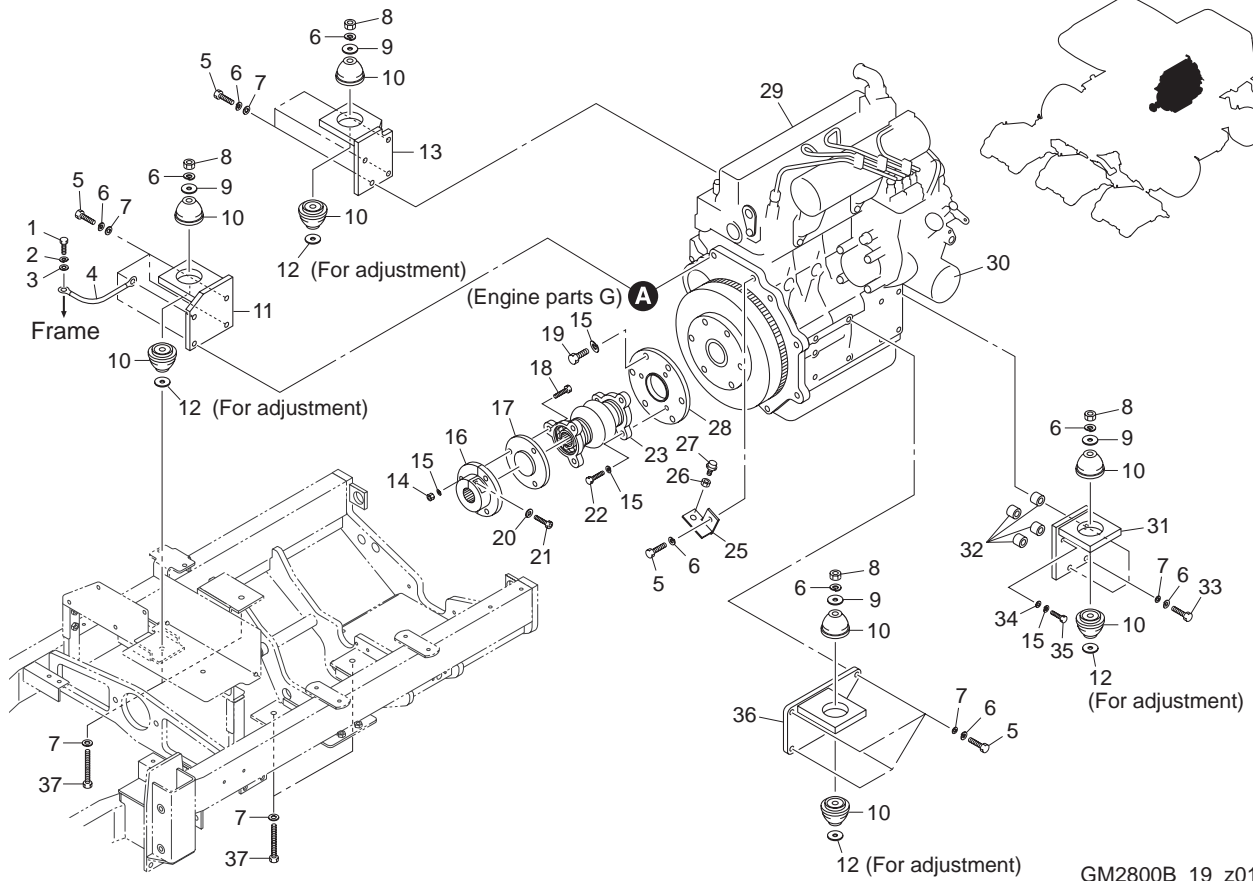


GM2800B\_18\_z01

Cat No.	Code No.	Part name	Qty	Remark	SN of application
18 - 1	K0000080152	BOLT, M8-15	2		
18 - 2	K0200080002	WASHER, SPRING M8	4		
18 - 3	K3640000060	LAMP, V31623A	2		
18 - 4	K3662000030	SWITCH, TOGGLE FOR AUTO-RETURN ET1115G	1		
18 - 5	K4203001420	DECAL, DIFFERENTIAL LOCK	1		
18 - 6	LM2700-0552ZD	SWITCH BOX	1		
18 - 7	K0100080002	NUT, M8	2		
18 - 8	K3720000120	SENSOR, PROXIMITY E2E-X5E2	2		
18 - 9	K0073000052	BOLT, WITH F-RING, M8-40A	1		
18 - 10	K3671000150	SWITCH, LIMIT V17680A	1		
18 - 11	K0012120352	BOLT, HT P1.25 M12-35	1		
18 - 12	K0200120002	WASHER, SPRING M12	1		
18 - 13	K5000120002	WASHER, M12	1		
18 - 14	K3611000420	WIRE, TO EARTH 1000	1		
18 - 15	K3600000180	BATTERY, FX105D31R	1		
18 - 16	K3194106000	TUBE, CORRUGATED 10-600	1		
18 - 17	K3610000320	WIRE, BATTERY (+) 1400	1		

# 19. Engine section H

GM2800B



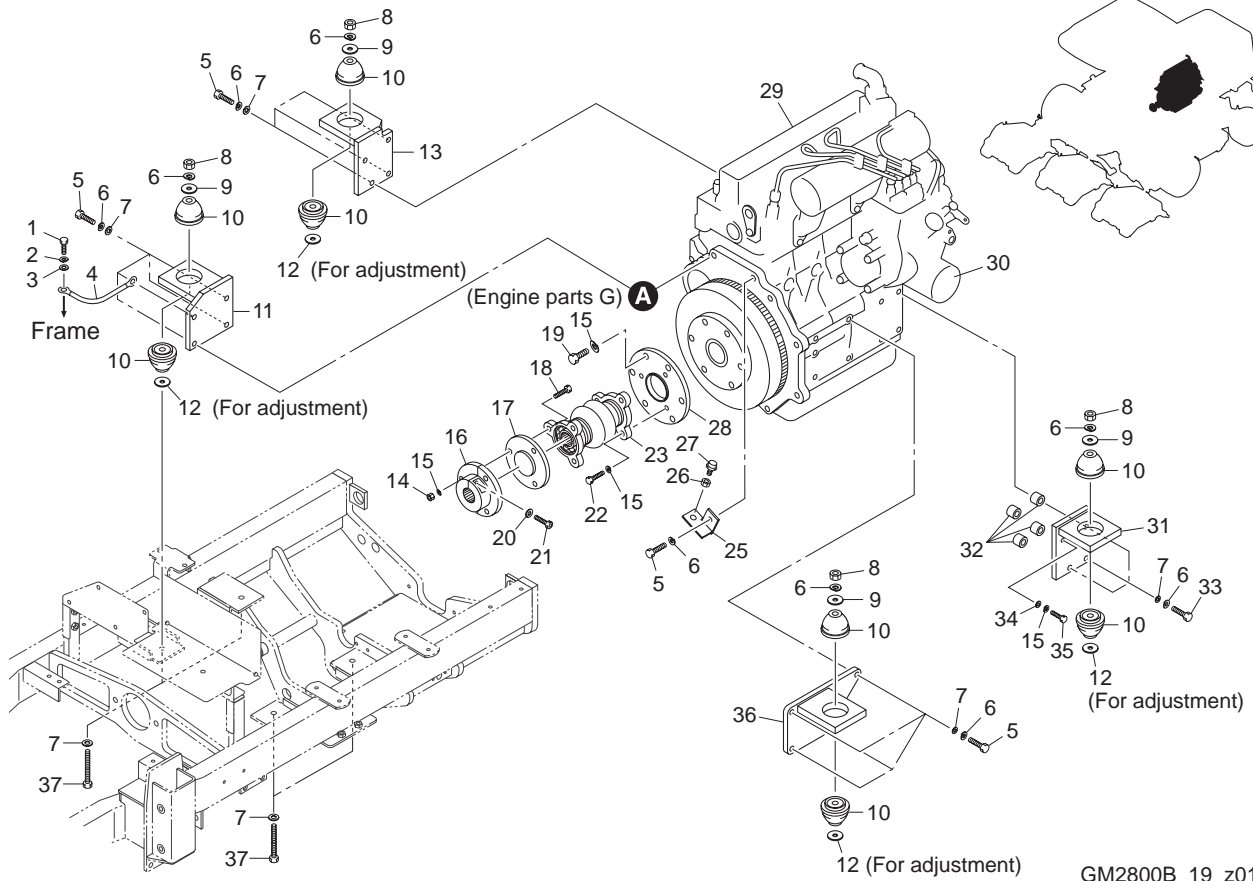
GM2800B\_19\_z01

Cat No.	Code No.	Part name	Qty	Remark	SN of application
19 - 1	K0000080152	BOLT, M8-15	1		
19 - 2	K0200080002	WASHER, SPRING M8	1		
19 - 3	K5000080002	WASHER, M8	1		
19 - 4	K3611000430	WIRE, TO EARTH 500	1		
19 - 5	K0012120352	BOLT, HT P1.25 M12-35	13		
19 - 6	K0200120002	WASHER, SPRING M12	20		
19 - 7	K5000120002	WASHER, M12	19		
19 - 8	K0100120002	NUT, M12	4		
19 - 9	K5076012402	WASHER, SPHC 6-12-40	4		
19 - 10	K4042000100	RUBBER, VIBRATION PROOF TO MOUNT ENGINE	8		
19 - 11	GM2800-0533ZD	BRACKET, ENGINE A	1		
19 - 12	K5011613402	WASHER, SPCC 1.6-13-40	4	for adjustment	
19 - 13	GM2800-0515ZD	BRACKET, ENGINE B	1		
19 - 14	K0100100002	NUT, M10	3		
19 - 15	K0200100002	WASHER, SPRING M10	13		
19 - 16	K6204000572	DISK, DRIVING POMP SIDE	1		
19 - 17	K6204000562	SPACER, 118	1		
19 - 18	K0010100352	BOLT, HT M10-35	3		
19 - 19	K0011100302	BOLT, HT P1.25 M10-30	6		
19 - 20	K0215100002	WASHER, DISK SPRING H M10-2	1		
19 - 21	K0024100401	BOLT, WITH HEX. HOLE M10-40	1		
19 - 22	K0011100202	BOLT, HT P1.25 M10-20	3		
19 - 23	K1620000270	JOINT, BC75ACP230	1		
19 - 24					
19 - 25	GM2800-0555ZD	MOUNT, PICKUP	1		
19 - 26	K0160000142	NUT, SPECIAL P1.5 M18	1		
19 - 27	PF56713-4293-1	PICKUP, ELECTROMAGNETIC	1		
19 - 28	GM2800-0552Z2	ADAPTOR, FLYWHEEL	1		
19 - 29	K2691000200	ENGINE, KUBOTA V2403-M-T-E3B-RMKY-1	1		
19 - 30	PF16414-3243-0	FILTER, OIL (CARTRIDGE)	1		



# 19. Engine section H

GM2800B

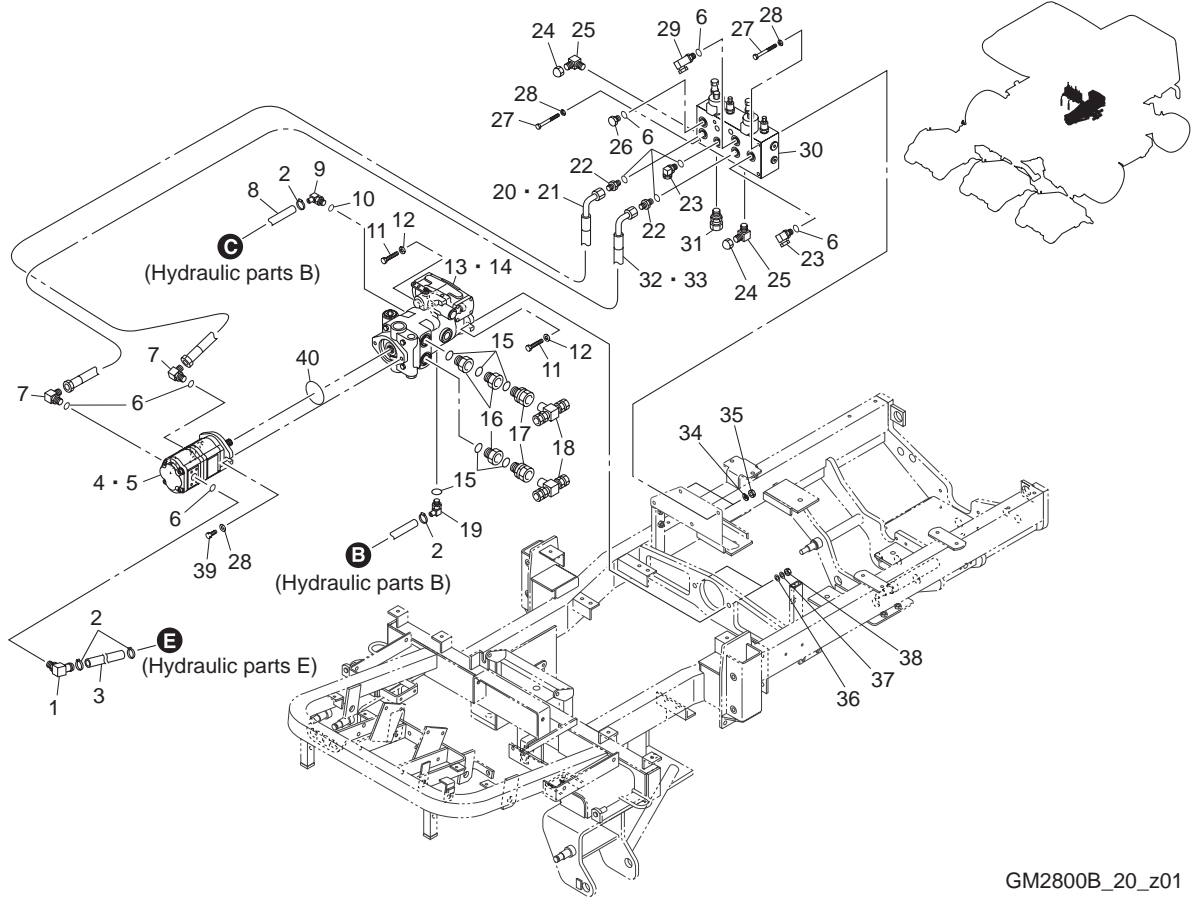


GM2800B\_19\_z01

Cat No.	Code No.	Part name	Qty	Remark	SN of application
19 - 31	GM2800-0525ZD	BRACKET, ENGINE D	1		
19 - 32	K6212000542	COLLAR, STKM M12.8-22-20	4		
19 - 33	K0015120552	BOLT, HT P1.25 M12-55	3		
19 - 34	K5000100002	WASHER, M10	1		
19 - 35	K0011100502	BOLT, HT P1.25 M10-50	1		
19 - 36	LM2700-0504ZD	BRACKET, ENGINE C	1		
19 - 37	K0013121102	BOLT HT M12-110	4		

# 20. Hydraulic section A

GM2800B

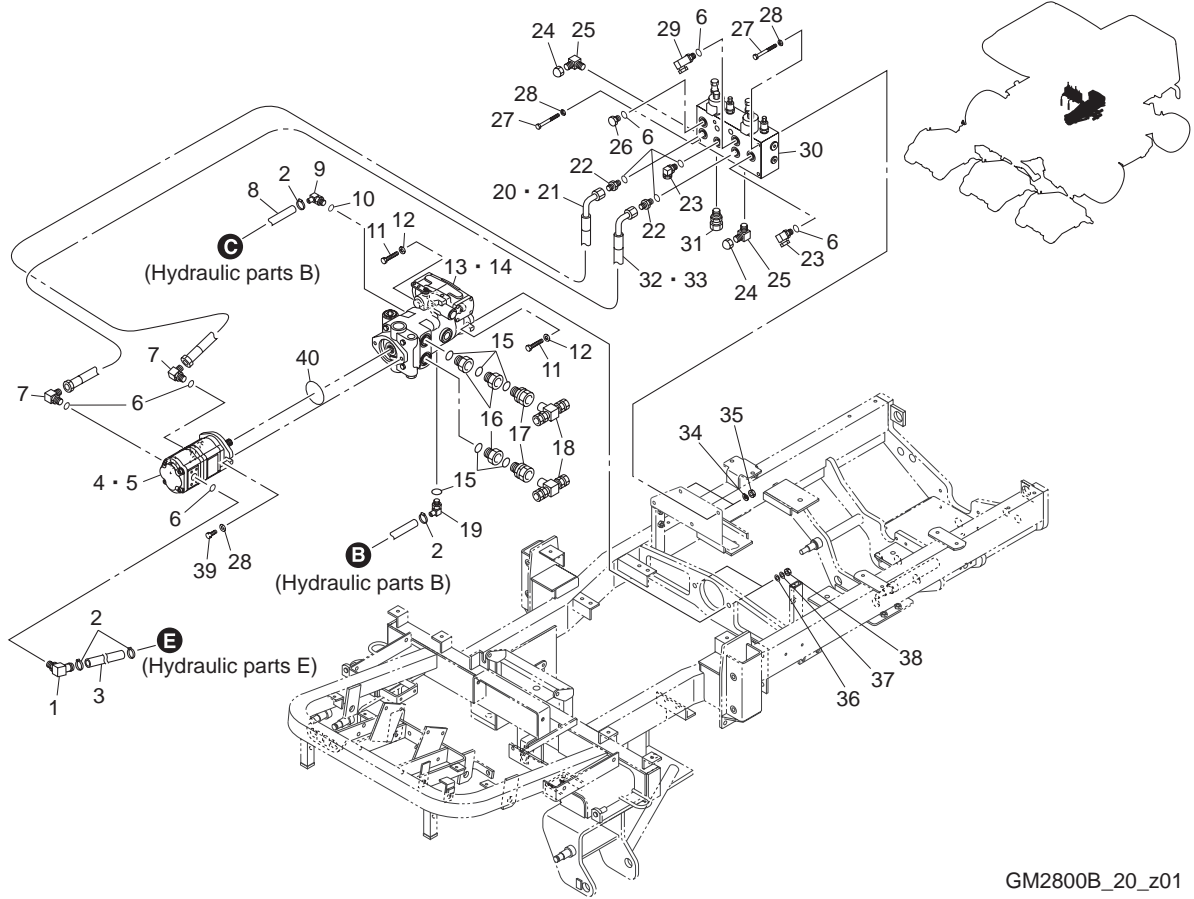


GM2800B\_20\_z01

Cat No.	Code No.	Part name	Qty	Remark	SN of application
20 - 1	K3008000212-Y	ADAPTOR, ODD SIZED 90 DEG FPD2576	1		
20 - 2	K4260000190	CLAMP, HOSE JUBILEE BAND 1	4		
20 - 3	GM2800-0878Z0	HOSE, SUCTION 38-365	1		
20 - 4	K3252000070	PUMP, GEAR PBB55RK513	1		
20 - 5	Y62-10313	SEAL KIT, GEAR PUMP PBB55RK513	1		
20 - 6	K0881018000	O-RING, P18B	9		
20 - 7	K3008000042-Y	ADAPTOR, 90 DEG 1086-12	2		
20 - 8	GM2800-0846A0	HOSE, SUCTION 25-750	1		
20 - 9	K3008000302-Y	ADAPTOR, FPD21941	1		
20 - 10	K0887009120	O-RING, AS568-912	1		
20 - 11	K0013120502	BOLT, HT M12-50	2		
20 - 12	K5073212302	WASHER, SPHC 3.2-12-30	2		
20 - 13	Y72400-908	SEAL KIT, PISTON PUMP 72400	1		
20 - 14	K3244000040	PUMP, PISTON 72400	1		
20 - 15	K0887009160	O-RING, AS568-916	6		
20 - 16	K3008000632-Y	CONNECTOR, WITH O-RING 4043-1 5/16-O	3		
20 - 17	K3008000622-Y	CONNECTOR, WITH O-RING 1202-25-1 5/16	2		
20 - 18	K3027025001-Y	TEE, KTB 25-000E	2		
20 - 19	K3008000312-Y	ADAPTOR, FPD21939	1		
20 - 20	K3105430540	HOSE, WP210-12-3-540	1		
20 - 21	K3191004400	TUBE, SPIRAL SP-15 440	1		
20 - 22	K3009000092-Y	ADAPTOR, PT1/2*PF1/2	2		
20 - 23	K3026416081-Y	NIPPLE, KLO 16-040E	2		
20 - 24	K3008000482-Y	CAP, TAPPED FEMALE PF1/4	2		
20 - 25	K3008000442-Y	ADAPTOR, 90 DEG 1086-6	2		
20 - 26	K3026316081-Y	CONNECTOR, KCO 16-040E	1		
20 - 27	K0003101002	BOLT, M10-100	2		
20 - 28	K5000100002	WASHER, M10	4		
20 - 29	K3028416081-Y	ELBOW, KLG 16-040E	1		
20 - 30	K3313000420	VALVE COMP, SOLENOID V5369	1		

# 20. Hydraulic section A

GM2800B

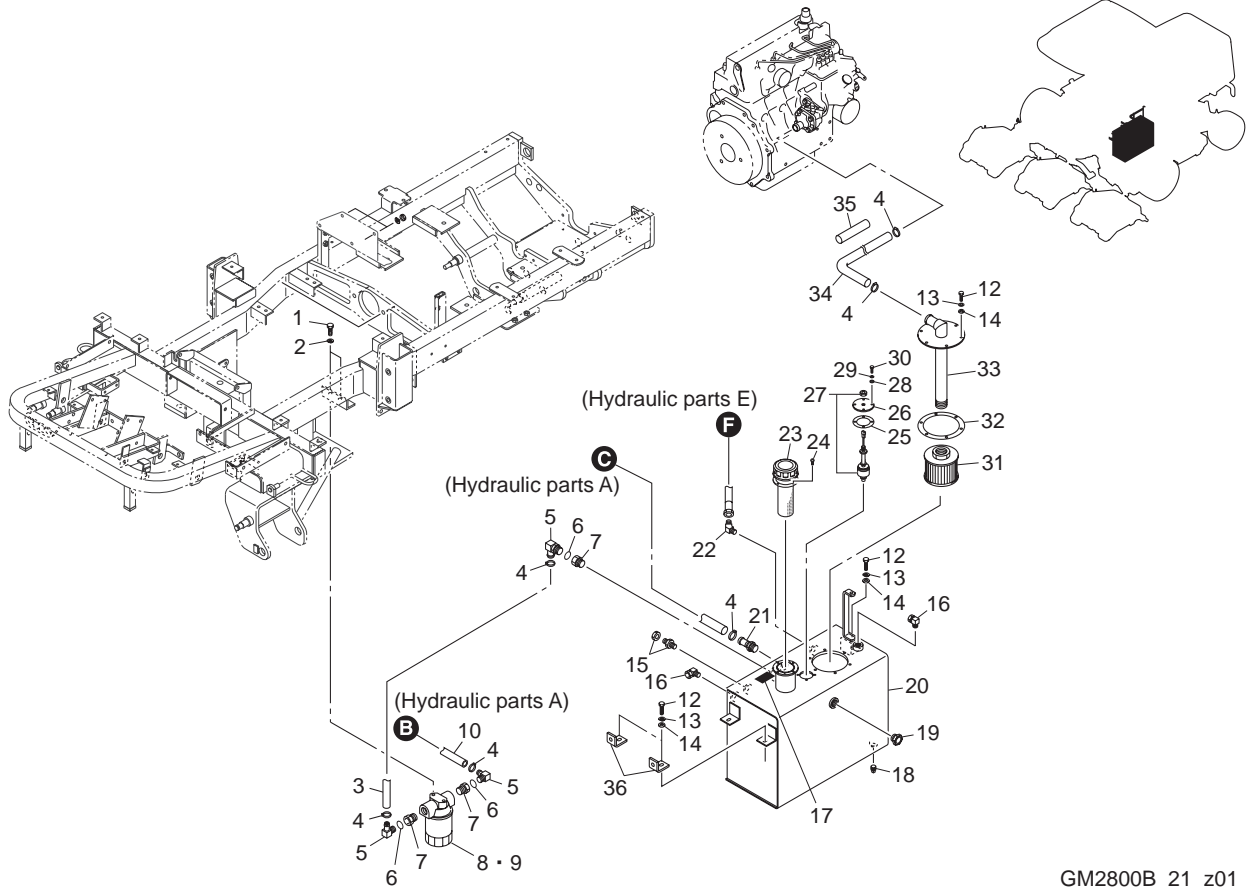


GM2800B\_20\_z01

Cat No.	Code No.	Part name	Qty	Remark	SN of application
20 - 31	K3026325121-Y	CONNECTOR, KCO 25-060E	1		
20 - 32	K3105430410	HOSE, WP210-12-3-410	1		
20 - 33	K3191003100	TUBE, SPIRAL SP-15 310	1		
20 - 34	K0200100002	WASHER, SPRING M10	2		
20 - 35	K0100100002	NUT, M10	2		
20 - 36	K5000120002	WASHER, M12	2		
20 - 37	K0200120002	WASHER, SPRING M12	2		
20 - 38	K0100120002	NUT, M12	2		
20 - 39	K0069000251	BOLT, 3/8-16 UNC 31.8	2		
20 - 40	K0887000420	O-RING, AS568-042	1		

# 21. Hydraulic section B

GM2800B

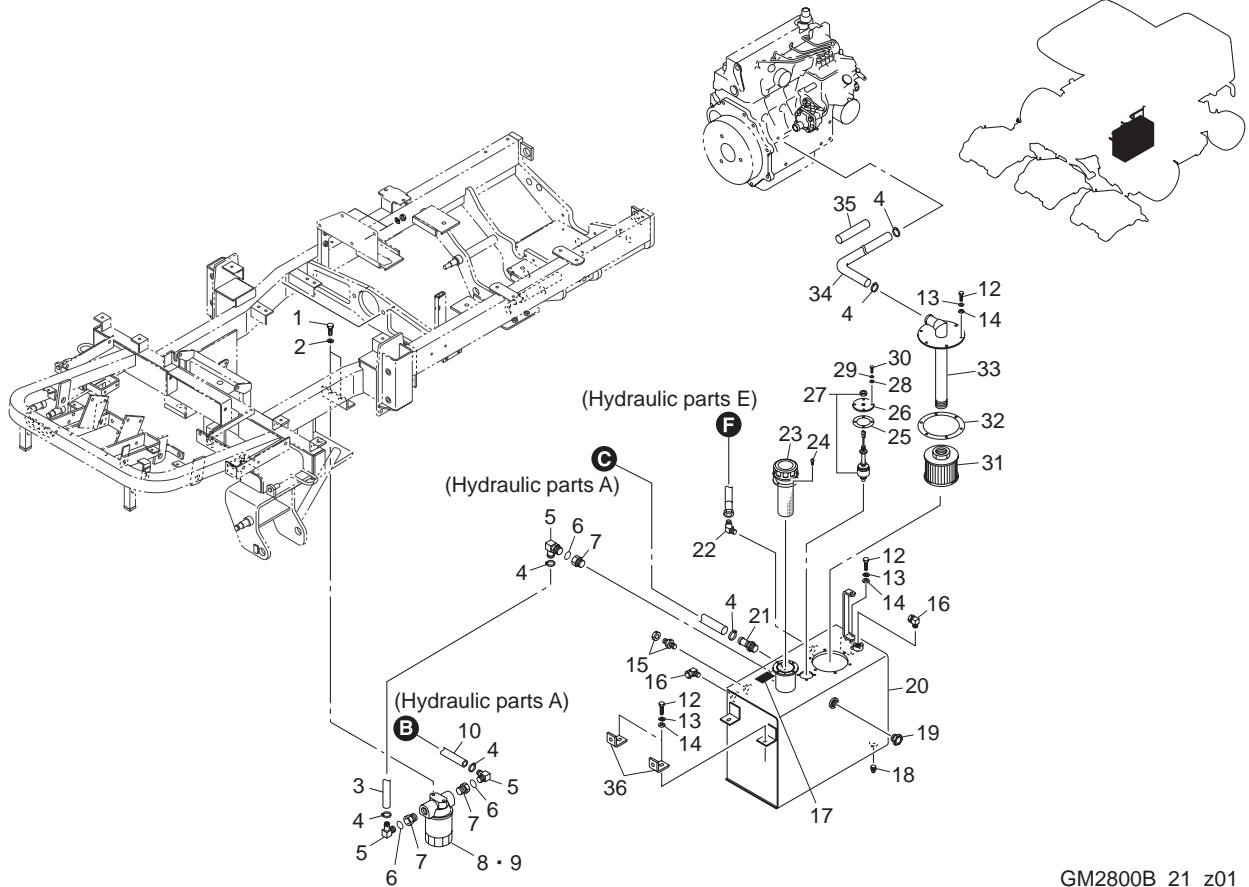


GM2800B\_21\_z01

Cat No.	Code No.	Part name	Qty	Remark	SN of application
21 - 1	K0000100202	BOLT, M10-20	2		
21 - 2	K0200100002	WASHER, SPRING M10	2		
21 - 3	LM2700-0868A0	HOSE, SUCTION 25-210	1		
21 - 4	K4260000190	CLAMP, HOSE JUBILEE BAND 1	6		
21 - 5	K3008000312-Y	ADAPTOR, FPD21939	3		
21 - 6	K0887009160	O-RING, AS568-916	3		
21 - 7	K3008000642-Y	CONNECTOR, WITH O-RING 4400-25-16	3		
21 - 8	K3410000020	FILTER, CARTRIDGE CF-80-10U	1		
21 - 9	K3410000030	FILTER, CARTRIDGE F-913-1 (SUBSTITUTE)	1		
21 - 10	GM2800-0845A0	HOSE, SUCTION 25-240	1		
21 - 11	GM2800-0627ZD	PLATE, COVER	1		
21 - 12	K0000080202	BOLT, M8-20	9		
21 - 13	K0200080002	WASHER, SPRING M8	9		
21 - 14	K5000080002	WASHER, M8	9		
21 - 15	K3026610081-Y	CONNECTOR, KCT 10-040E	1		
21 - 16	K3028010081-Y	ELBOW, KLN 12-040E	2		
21 - 17	K4209000980	DECAL, HYDRAULIC OIL	1		
21 - 18	K1422106001-Y	PLUG, TAPER WITH HEX. HOLE T1, 3/8	1		
21 - 19	K1400000044-Y	GAUGE, OIL M TYPEPF3/4	1		
21 - 20	GM2800-0840BD-Y	TANK, HYDRAULIC	1		
21 - 21	K3009000132-Y	ADAPTOR, PT MO-JS-25	1		
21 - 22	K3003120002-Y	ELBOW, 45 DEG 1035-12	1		
21 - 23	K3400000030	BREATHER, REFUELING HOLE FAB-50	1		
21 - 24	K0044050102	SCREW, + ROUND HEAD WITH W/SW M5-10	4		
21 - 25	K4011000330	PACKING, OIL-SHEET 0.8-4575	1		
21 - 26	LM526--0809Z2-Y	BRACKET, OIL LEVEL SENSOR	1		
21 - 27	K3720000130	SENSOR, LEVEL SWITCH	1		
21 - 28	K5000060002	WASHER, M6	4		
21 - 29	K0200060002	WASHER, SPRING M6	4		
21 - 30	K0000060202	BOLT, M6-20	4		

# 21. Hydraulic section B

GM2800B

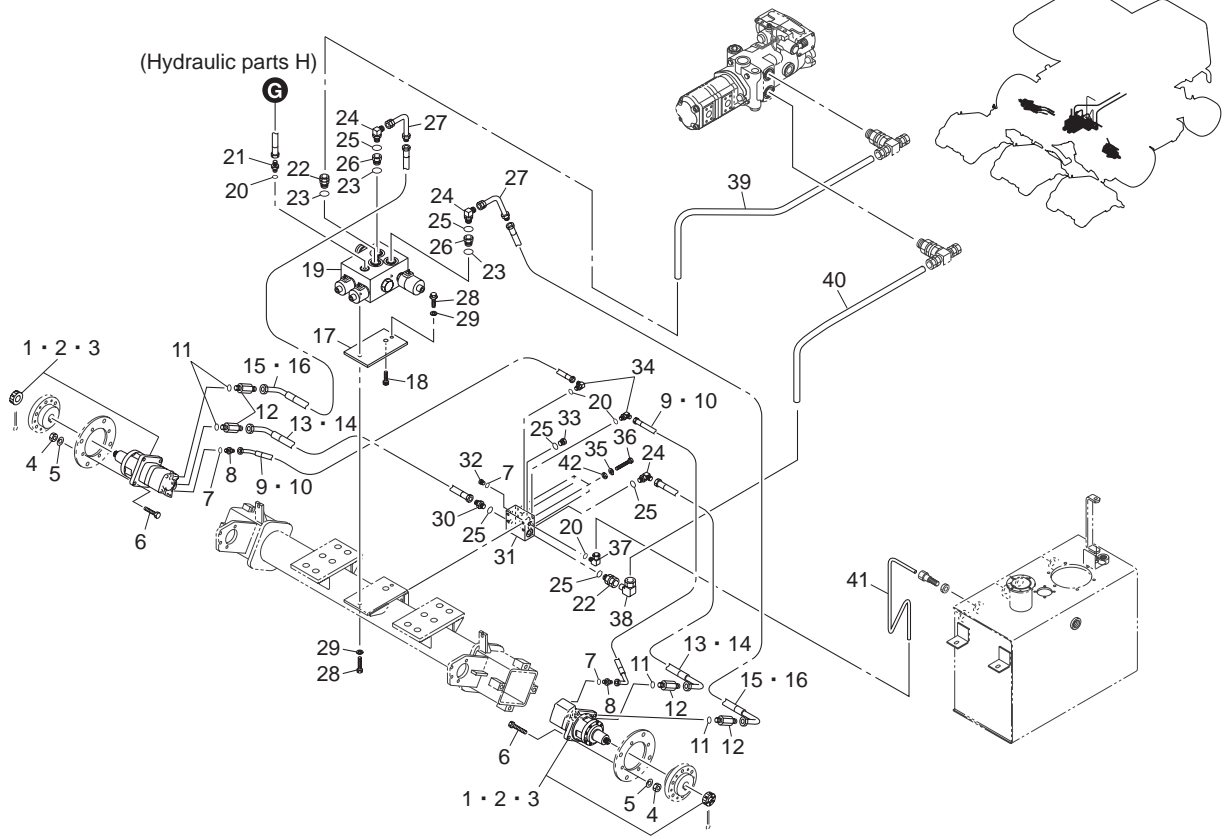


GM2800B\_21\_z01

Cat No.	Code No.	Part name	Qty	Remark	SN of application
21 - 31	K3413000040	FILTER, SUCTION SFT-10-150W	1		
21 - 32	LM535E-0434Z0	PACKING, SUCTION PORT	1		
21 - 33	GM2800-0862Z2-Y	ATTACHMENT, SUCTION HOSE	1		
21 - 34	GM2800-0863A0	HOSE, SUCTION 25-1050	1		
21 - 35	K3172501200	HOSE, VINYL 38*44-120	1		
21 - 36	LM2700-0950ZD	BRACKET, SIDE COVER	2		

## 22. Hydraulic section C

GM2800B

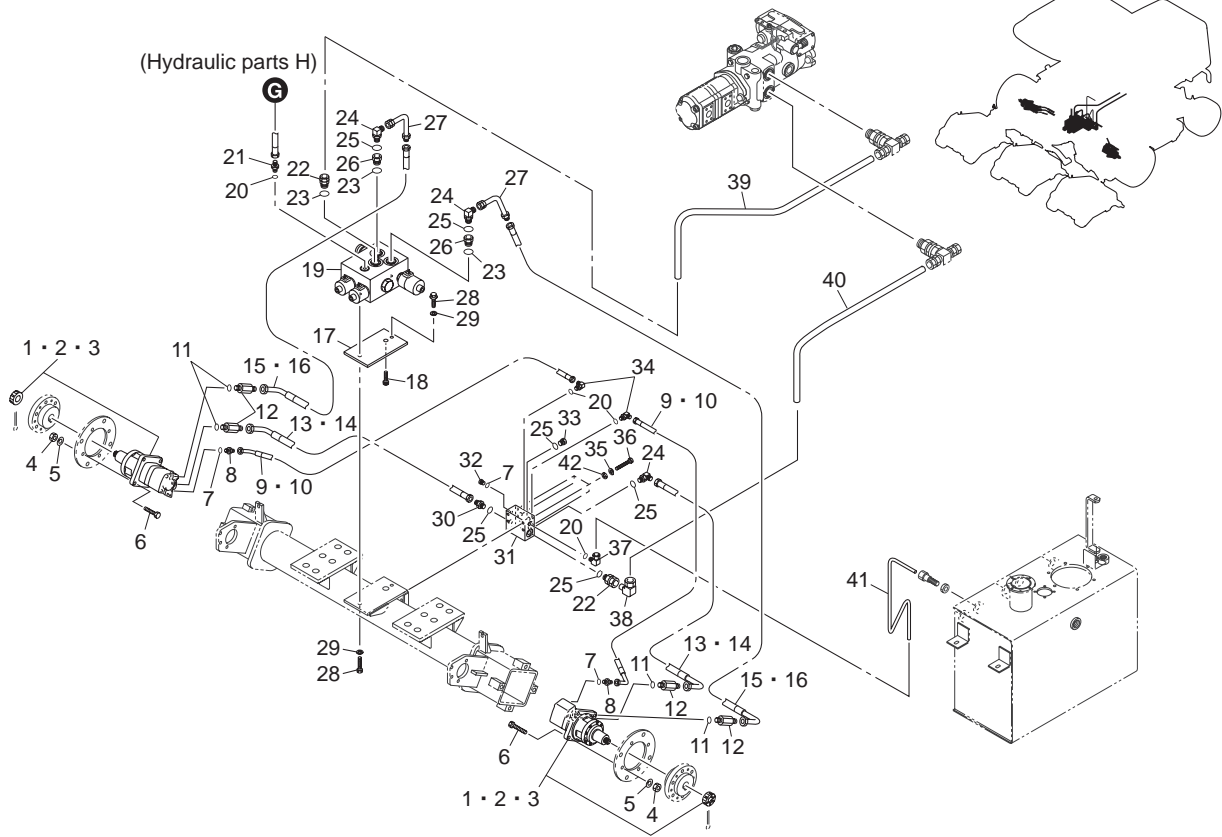


GM2800B\_22\_z01

Cat No.	Code No.	Part name	Qty	Remark	SN of application
22 - 1	K3291000240	MOTOR, WHEEL 490BBAS-F9321	2		
22 - 2	Y61234S	SEAL KIT, WHEEL MOTOR 4-330B/490BBAS (REAR)	2		
22 - 3	YAE0325A	SEAL KIT, WHEEL MOTOR 4-330BBAS (SHAFT)	2		
22 - 4	K0100140002	NUT, M14	8		
22 - 5	K0200140002	WASHER, SPRING M14	8		
22 - 6	K0013140502	BOLT HT M14-50	8		
22 - 7	K0887009040	O-RING, AS568-904	3		
22 - 8	K3008000342-Y	CONNECTOR, WITH O-RING 1096-6	2		
22 - 9	K3101220700	HOSE, WP70-6-2-700	2		
22 - 10	K3190006000	TUBE, SPIRAL SP-12 600	2		
22 - 11	K0887009120	O-RING, AS568-912	4		
22 - 12	K3008000382-Y	CONNECTOR, WITH O-RING 1	4		
22 - 13	K3106430600	HOSE, WP245-12-3-600	2		
22 - 14	K3191005000	TUBE, SPIRAL SP-15 500	2		
22 - 15	K3106430700	HOSE, WP245-12-3-700	2		
22 - 16	K3191006000	TUBE, SPIRAL SP-15 600	2		
22 - 17	LM2700-0831ZD	MOUNT, DIFF LOCK VALVE	1		
22 - 18	K0024100151	BOLT, WITH HEX. HOLE M10-15	1		
22 - 19	K3313000300	VALVE COMP, SOLENOID V4200	1		
22 - 20	K0881014000	O-RING, P14B	4		
22 - 21	K3009000202-Y	ADAPTOR, PF1/4*PF3/8	1		
22 - 22	K3026325121-Y	CONNECTOR, KCO 25-060E	2		
22 - 23	K0881024000	O-RING, P24B	3		
22 - 24	K3008000042-Y	ADAPTOR, 90 DEG 1086-12	3		
22 - 25	K0881018000	O-RING, P18B	6		
22 - 26	K3029000312-Y	BUSHING, PF1/2*PF3/4	2		
22 - 27	K3025064082-Y	ADAPTOR, FOR PIPE 064-08	2		
22 - 28	K0000100302	BOLT, M10-30	2		
22 - 29	K0200100002	WASHER, SPRING M10	2		
22 - 30	K3009000092-Y	ADAPTOR, PT1/2*PF1/2	1		

## 22. Hydraulic section C

GM2800B

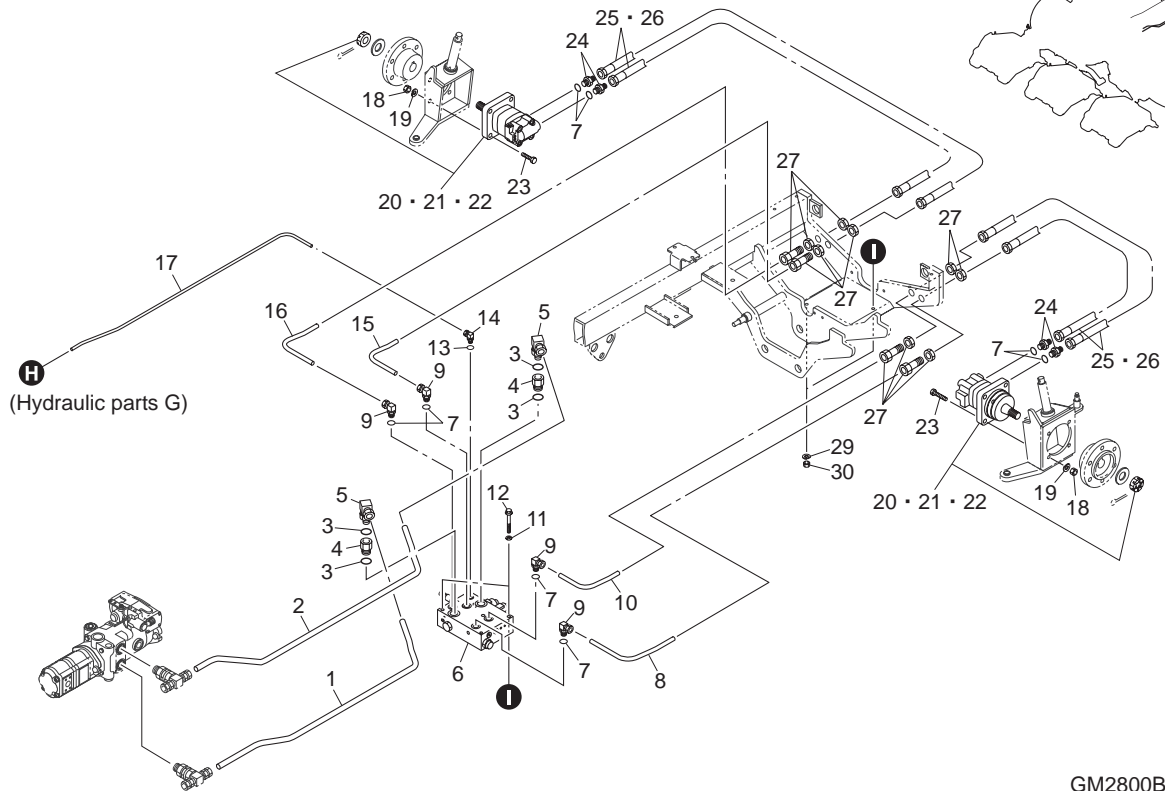


GM2800B\_22\_z01

Cat No.	Code No.	Part name	Qty	Remark	SN of application
22 - 31	LM2700-0821Z2-Y	MANIFOLD	1		
22 - 32	K1420000222-Y	PLUG, O-RING 215-PF1/4	1		
22 - 33	K1420000232-Y	PLUG, O-RING WITH HEX. HOLE 215-PF1/2	1		
22 - 34	K3008000442-Y	ADAPTOR, 90 DEG 1086-6	2		
22 - 35	K0200080002	WASHER, SPRING M8	4		
22 - 36	K0003080702	BOLT, M8-70	4		
22 - 37	K3026410041-Y	NIPPLE, KLO 10-020E	1		
22 - 38	K3027125001-Y	ELBOW, KLC 25-000E	1		
22 - 39	GM2800-0817Z2-Y	PIPE, I	1		
22 - 40	GM2800-0819Z2-Y	PIPE, K	1		
22 - 41	GM2800-0820Z2-Y	PIPE, L	1		
22 - 42	K5000080002	WASHER, M8	4		

# 23. Hydraulic section D

GM2800B



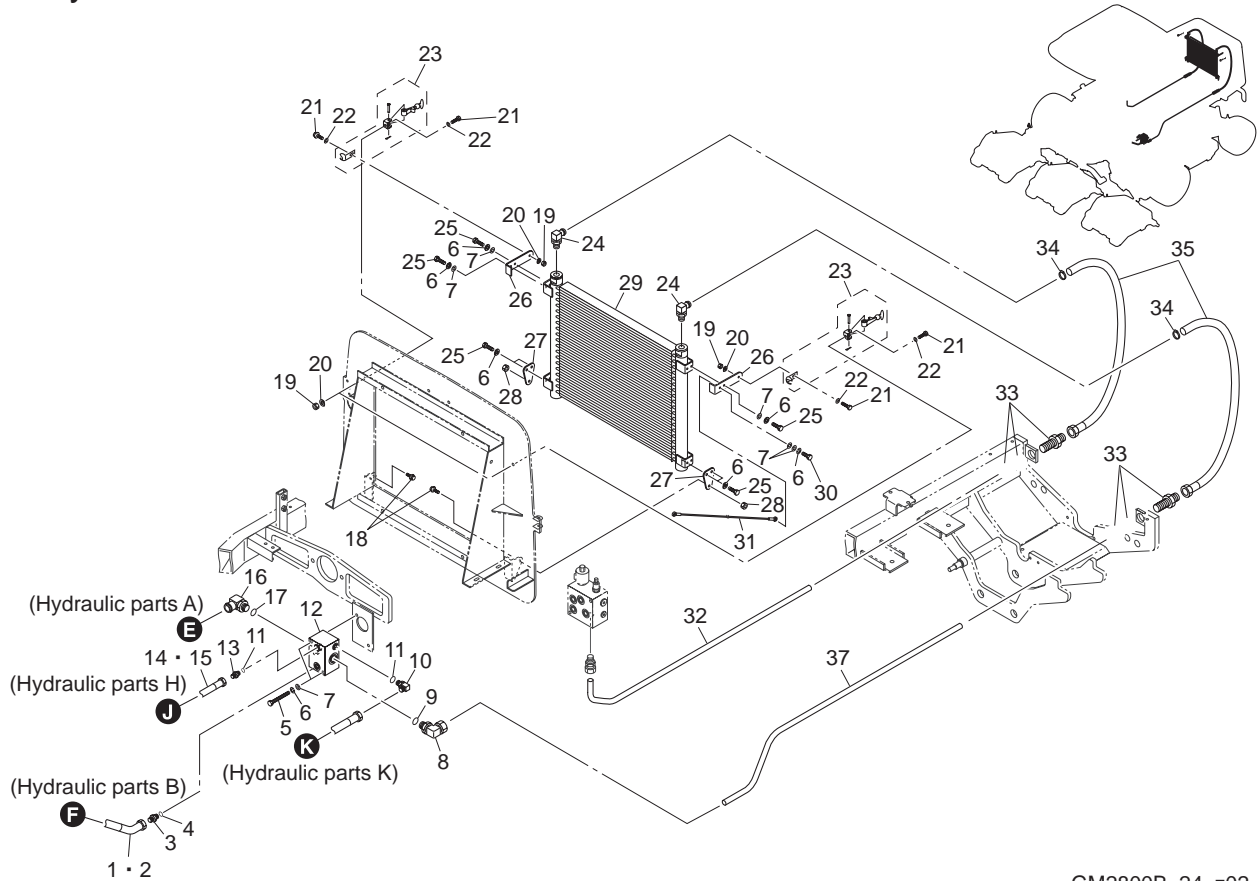
GM2800B\_23\_z01

Cat No.	Code No.	Part name	Qty	Remark	SN of application
23 - 1	GM2800-0816Z2-Y	PIPE, H	1		
23 - 2	GM2800-0818Z2-Y	PIPE, J	1		
23 - 3	K0881024000	O-RING, P24B	4		
23 - 4	K3008000662-Y	CONNECTOR, WITH O-RING 1110-19-19	2		
23 - 5	K3026425121-Y	NIPPLE, KLO 25-060E	2		
23 - 6	K3313000290	VALVE COMP, SOLENOID V4205	1		
23 - 7	K0881018000	O-RING, P18B	8		
23 - 8	GM2800-0810Z2-Y	PIPE, B	1		
23 - 9	K3026416081-Y	NIPPLE, KLO 16-040E	4		
23 - 10	GM2800-0812A2-Y	PIPE, D	1		
23 - 11	K5000100002	WASHER, M10	2		
23 - 12	K0003100902	BOLT, M10-90	2		
23 - 13	K0881011000	O-RING, P11B	1		
23 - 14	K3028410081-Y	ELBOW, KLG10-020E	1		
23 - 15	GM2800-0811A2-Y	PIPE, C	1		
23 - 16	GM2800-0809Z2-Y	PIPE, A	1		
23 - 17	GM2800-0877Z2-Y	PIPE, P	1		
23 - 18	K0100120002	NUT, M12	8		
23 - 19	K0200120002	WASHER, SPRING M12	8		
23 - 20	K3291000190	MOTOR, WHEEL 2-200BS4S	2		
23 - 21	Y61091S	SEAL KIT, 2000 ORBIT MOTOR (SHAFT)	2		
23 - 22	Y61090S	SEAL KIT, 2000 ORBIT MOTOR (REAR)	2		
23 - 23	K0000120452	BOLT, M12-45	8		
23 - 24	K3009000092-Y	ADAPTOR, PT1/2*PF1/2	4		
23 - 25	K3105410800	HOSE, WP210-12-1-800	4		
23 - 26	K3191007000	TUBE, SPIRAL SP-15 700	4		
23 - 27	K3026916081-Y	UNION, KUE 12-040E	4		
23 - 28					
23 - 29	K0200100002	WASHER, SPRING M10	2		
23 - 30	K0100100002	NUT, M10	2		



# 24. Hydraulic section E

GM2800B

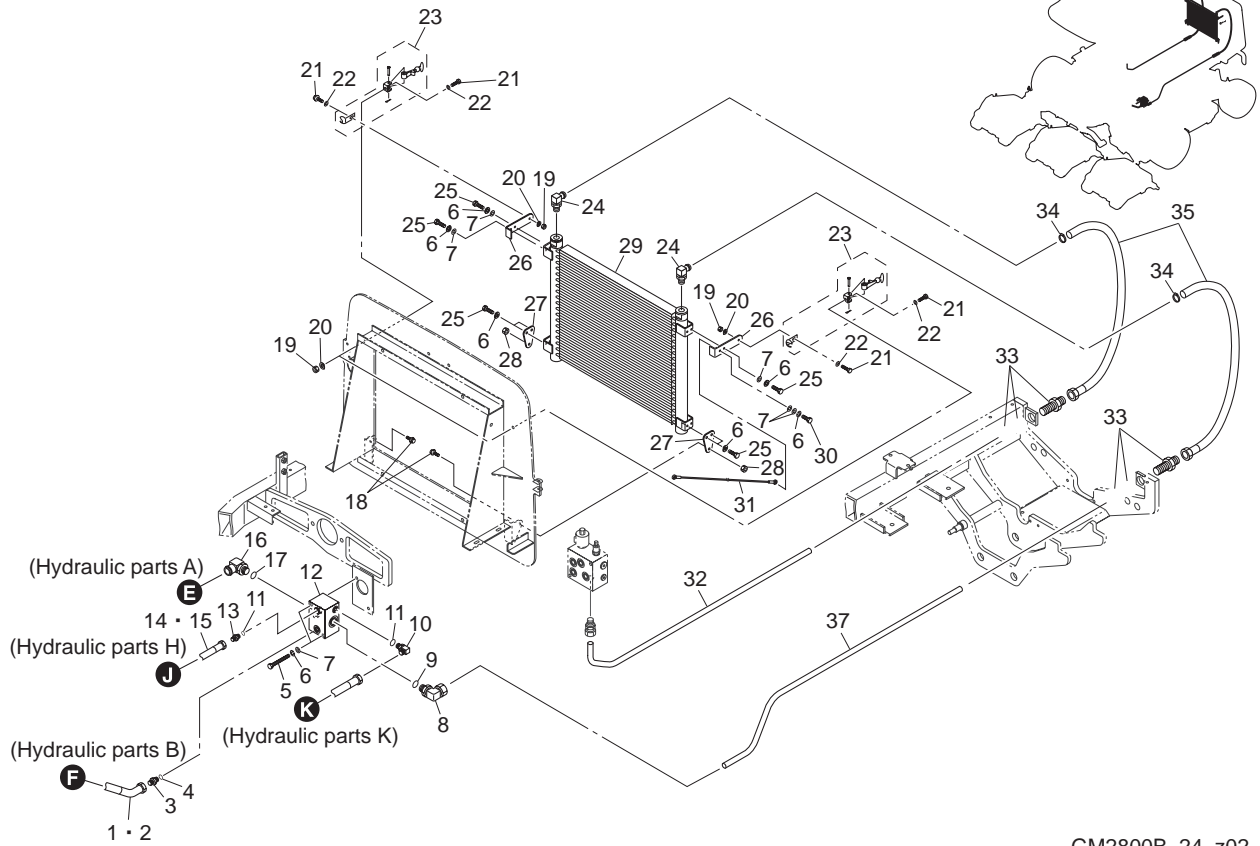


GM2800B\_24\_z02

Cat No.	Code No.	Part name	Qty	Remark	SN of application
24 - 1	K3101420550	HOSE, WP70-12-2-550	1		
24 - 2	K3191004500	TUBE, SPIRAL SP-15 450	1		
24 - 3	K3009000092-Y	ADAPTOR, PT1/2*PF1/2	1		
24 - 4	K0881018000	O-RING, P18B	1		
24 - 5	K0003080902	BOLT, M8-90	2		
24 - 6	K0200080002	WASHER, SPRING M8	8		
24 - 7	K5000080002	WASHER, M8	5		
24 - 8	K3026425161-Y	NIPPLE, KLO 25-080E	1		
24 - 9	K0881029000	O-RING, P29B	1		
24 - 10	K3008000032-Y	ADAPTOR, 90 DEG 1086-9	1		
24 - 11	K0881014000	O-RING, P14B	2		
24 - 12	K3321000040	MANIHOLD, VALVE V5267	1		
24 - 13	K3009000142-Y	ADAPTER, PF3/8PF3/8	1		
24 - 14	K3101330700	HOSE, WP70-9-3-700	1		
24 - 15	K3191006000	TUBE, SPIRAL SP-15 600	1		
24 - 16	K3008000212-Y	ADAPTOR, ODD SIZED 90 DEG FPD2576	1		
24 - 17	K0887009200	O-RING, AS568-920	1		
24 - 18	K0000100202	BOLT, M10-20	2		
24 - 19	K0100060002	NUT, M6	4		
24 - 20	K0200060002	WASHER, SPRING M6	4		
24 - 21	K0000060152	BOLT, M6-15	4		
24 - 22	K5000060002	WASHER, M6	4		
24 - 23	K1520000030	HOOK ASSY, RUBBER	2		
24 - 24	K3008000602-Y	CONNECTOR, MALE 90 DEG 16-3/4	2		
24 - 25	K0000080152	BOLT, M8-15	7		
24 - 26	GM2800-0807ZD	FIXTURE	2		
24 - 27	GM2800-0806ZD	PLATE, FULCURUM	2		
24 - 28	K0100100002	NUT, M10	2		
24 - 29	GM2800-0801Z0	OIL COOLER	1		
24 - 30	K0000080302	BOLT, M8-30	1		

# 24. Hydraulic section E

GM2800B

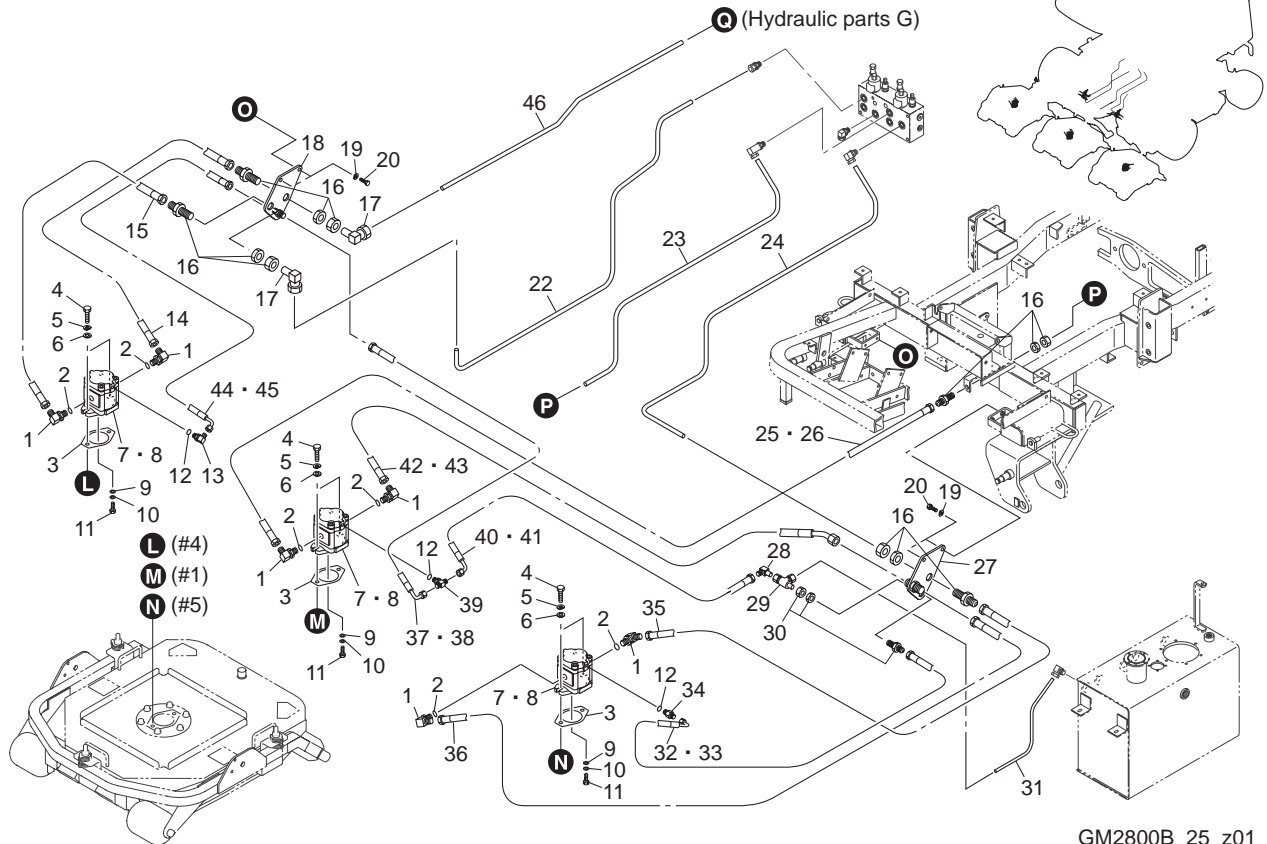


GM2800B\_24\_z02

Cat No.	Code No.	Part name	Qty	Remark	SN of application
24 - 31	K1170057000	WIRE, HOOK 570	1		
24 - 32	GM2800-0848Z2-Y	PIPE, E	1		
24 - 33	K3026925161-Y	UNION, KUE 12-080E	2		
24 - 34	K4260000190	CLAMP, HOSE JUBILEE BAND 1	2		
24 - 35	GM2800-0847Z0	HOSE, BYPASS	2		
24 - 36					
24 - 37	GM2800-0881Z2-Y	PIPE, F	1		

# 25. Hydraulic section F

GM2800B

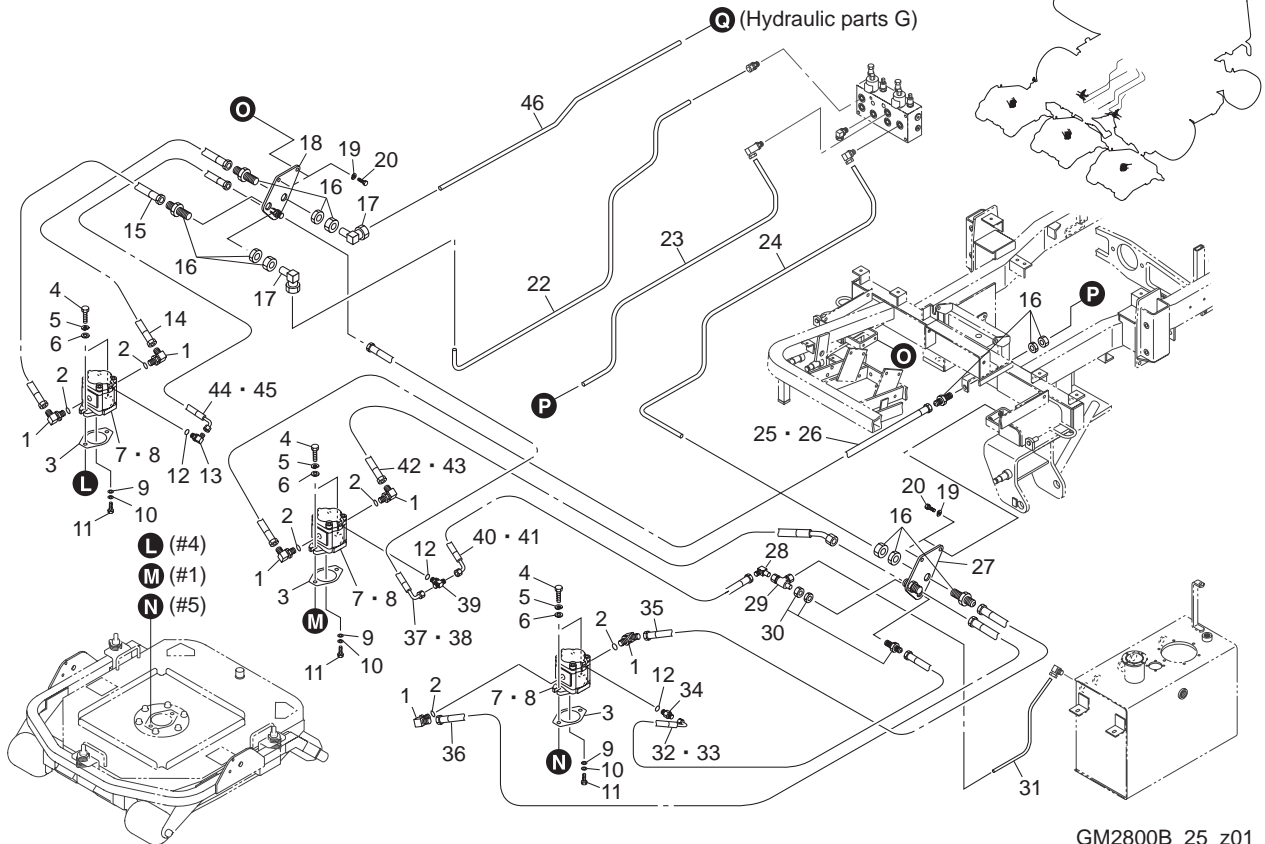


GM2800B\_25\_z01

Cat No.	Code No.	Part name	Qty	Remark	SN of application
25 - 1	K3008000042-Y	ADAPTOR, 90 DEG 1086-12	6		
25 - 2	K0881018000	O-RING, P18B	6		
25 - 3	K4011000290	PACKING, OIL-SHEET	3		
25 - 4	K0000100302	BOLT, M10-30	6		
25 - 5	K0200100002	WASHER, SPRING M10	6		
25 - 6	K5000100002	WASHER, M10	6		
25 - 7	K3280000260	MOTOR, GEAR MB6LK389	3		
25 - 8	YCG0117A	SEAL KIT, GEAR MOTOR MB6LK389	3		
25 - 9	K5012306162	WASHER, SPCC 2.3-6-16	3		
25 - 10	K0200060002	WASHER, SPRING M6	3		
25 - 11	K000060122	BOLT, M6-12	3		
25 - 12	K0881011000	O-RING, P11B	3		
25 - 13	K3008000442-Y	ADAPTOR, 90 DEG 1086-6	1		
25 - 14	GM2800-0855Z0	HOSE, WP140-12-1-1550	1		
25 - 15	GM2800-0857Z0	HOSE, WP210-12-1-1650	1		
25 - 16	K3026916081-Y	UNION, KUE 12-040E	4		
25 - 17	K3027116001-Y	ELBOW, KLC 16-000E	2		
25 - 18	GM2800-0833Z2-Y	PLATE, FOR FIXTURE C	1		
25 - 19	K0200080002	WASHER, SPRING M8	4		
25 - 20	K0000080202	BOLT, M8-20	4		
25 - 21					
25 - 22	GM2800-0866Z2-Y	PIPE, V	1		
25 - 23	GM2800-0865Z2-Y	PIPE, S	1		
25 - 24	GM2800-0828Z2-Y	PIPE, T	1		
25 - 25	K3105411150	HOSE, WP210-12-1-1150	1		
25 - 26	K3191010500	TUBE, SPIRAL SP-15 1050	1		
25 - 27	GM2800-0830Z2-Y	PLATE, FOR FIXTURE A	1		
25 - 28	K3028510041-Y	ELBOW, FOR HOSE HLD 10-20E	1		
25 - 29	K3027210001-Y	TEE, KTC 10-000E	1		
25 - 30	K3026910041-Y	UNION, KUE 10-020E	1		

# 25. Hydraulic section F

GM2800B

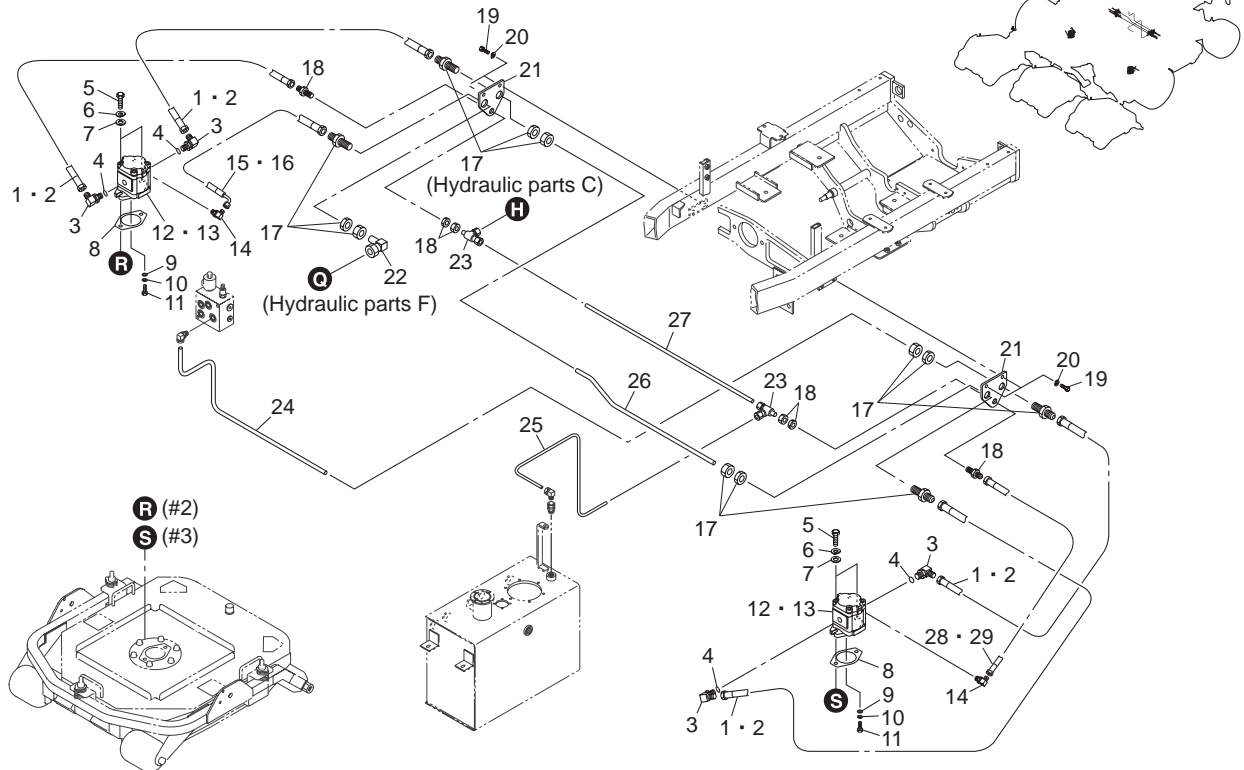


GM2800B\_25\_z01

Cat No.	Code No.	Part name	Qty	Remark	SN of application
25 - 31	GM2800-0826Z2-Y	PIPE, R	1		
25 - 32	K3101221520	HOSE, WP70-6-2-1520	1		
25 - 33	K3190014500	TUBE, SPIRAL SP-12 1450	1		
25 - 34	K3008000232-Y	CONNECTOR, WITH O-RING PF1/4 X PF1/4	1		
25 - 35	GM2800-0854Z0	HOSE, WP210-12-1500	1		
25 - 36	GM2800-0856Z0	HOSE, WP140-12-1-1600	1		
25 - 37	K3101231150	HOSE, WP70-6-3-1150	1		
25 - 38	K3190010500	TUBE, SPIRAL SP-12 1050	1		
25 - 39	K3008000672-Y	ADAPTOR, T WITH O-RING 1087-6	1		
25 - 40	K3101230800	HOSE, WP70-6-3-800	1		
25 - 41	K3190007000	TUBE, SPIRAL SP-12 700	1		
25 - 42	K3103420900	HOSE, WP140-12-2-900	1		
25 - 43	K3191008000	TUBE, SPIRAL SP-15 800	1		
25 - 44	K3101231650	HOSE, WP70-6-3-1650	1		
25 - 45	K3190015500	TUBE, SPIRAL SP-12 1550	1		
25 - 46	GM2800-0880Z2-Y	PIPE, W	1		

# 26. Hydraulic section G

GM2800B

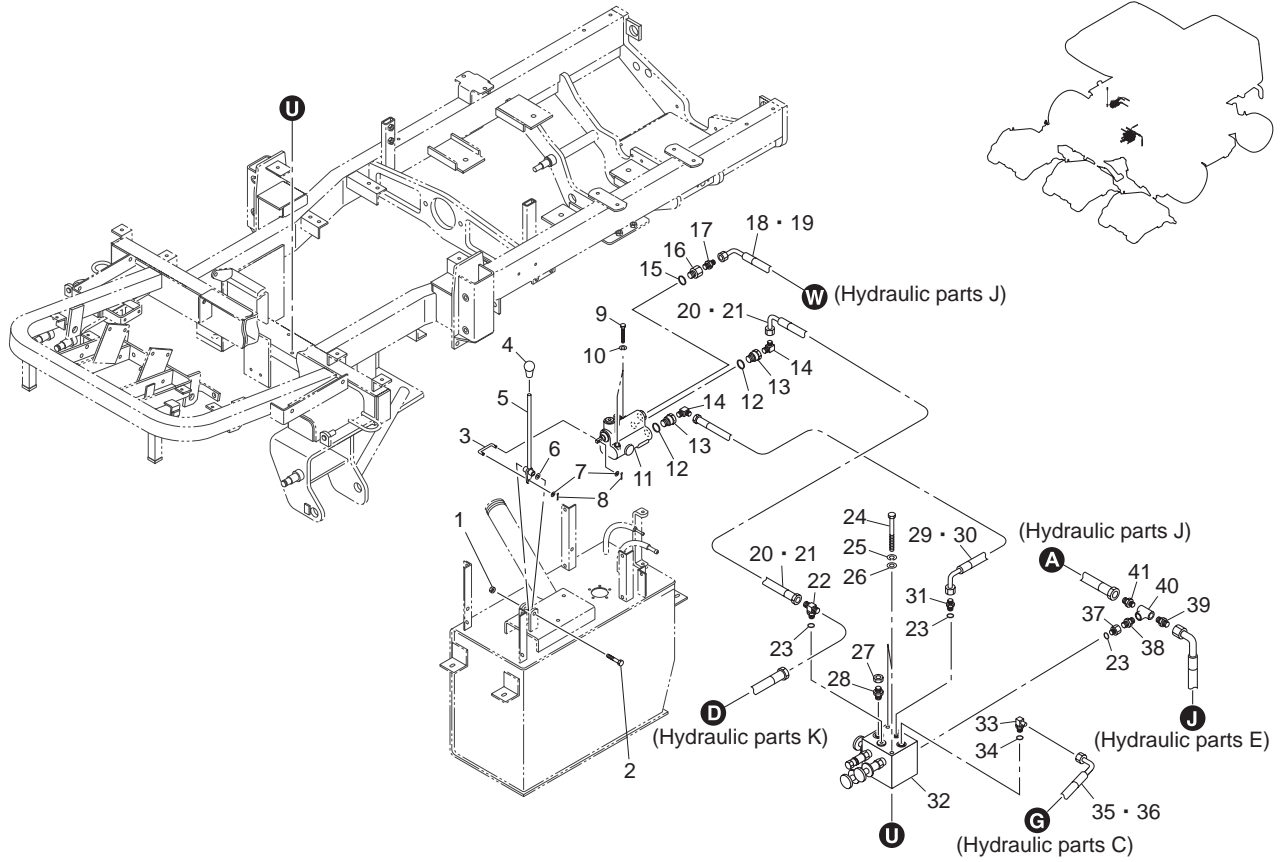


GM2800B\_26\_z01

Cat No.	Code No.	Part name	Qty	Remark	SN of application
26 - 1	K3103411250	HOSE, WP140-12-1-1250	4		
26 - 2	K3191011500	TUBE, SPIRAL SP-15 1150	4		
26 - 3	K3008000042-Y	ADAPTOR, 90 DEG 1086-12	4		
26 - 4	K0881018000	O-RING, P18B	4		
26 - 5	K0000100302	BOLT, M10-30	4		
26 - 6	K0200100002	WASHER, SPRING M10	4		
26 - 7	K5000100002	WASHER, M10	4		
26 - 8	K4011000290	PACKING, OIL-SHEET	2		
26 - 9	K5012306162	WASHER, SPCC 2.3-6-16	2		
26 - 10	K0200060002	WASHER, SPRING M6	2		
26 - 11	K000060122	BOLT, M6-12	2		
26 - 12	K3280000260	MOTOR, GEAR MB6LK389	2		
26 - 13	YCG0117A	SEAL KIT, GEAR MOTOR MB6LK389	2		
26 - 14	K3008000442-Y	ADAPTOR, 90 DEG 1086-6	2		
26 - 15	K3101231300	HOSE, WP70-6-3-1300	1		
26 - 16	K3190012000	TUBE, SPIRAL SP-12 1200	1		
26 - 17	K3026916081-Y	UNION, KUE 12-040E	4		
26 - 18	K3026910041-Y	UNION, KUE 10-020E	2		
26 - 19	K0000080202	BOLT, M8-20	4		
26 - 20	K0200080002	WASHER, SPRING M8	4		
26 - 21	GM2800-0831ZD	PLATE, FOR FIXTURE B	2		
26 - 22	K3027116001-Y	ELBOW, KLC 16-000E	1		
26 - 23	K3027210001-Y	TEE, KTC 10-000E	2		
26 - 24	GM2800-0873Z2-Y	PIPE, U	1		
26 - 25	GM2800-0875Z2-Y	PIPE, N	1		
26 - 26	GM2800-0823Z2-Y	PIPE, O	1		
26 - 27	GM2800-0821Z2-Y	PIPE, M	1		
26 - 28	K3101211100	HOSE, WP70-6-1-1100	1		
26 - 29	K3190010000	TUBE, SPIRAL SP-12 1000	1		

# 27. Hydraulic section H

GM2800B

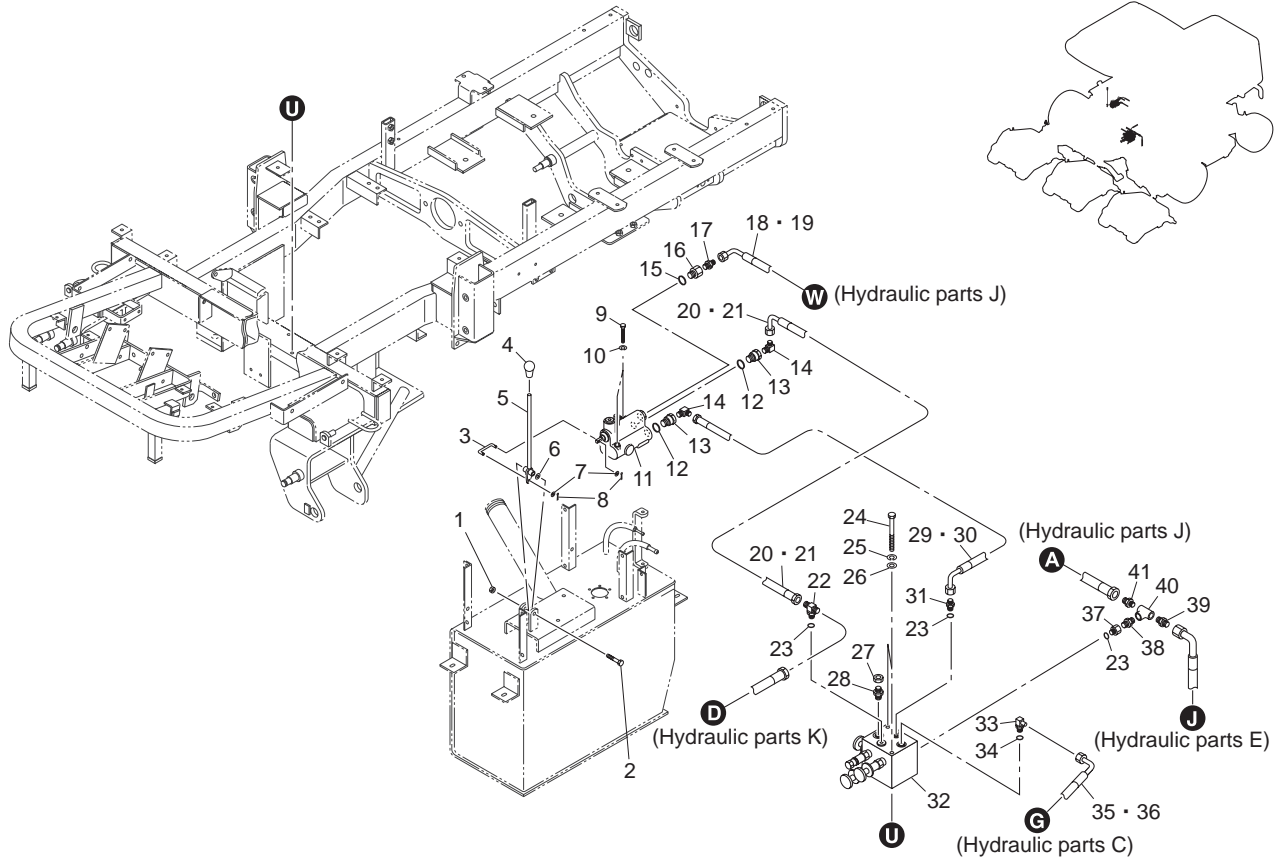


GM2800B\_27\_z01

Cat No.	Code No.	Part name	Qty	Remark	SN of application
27 - 1	K0144080002	NUT, WITH F-RING, M8	1		
27 - 2	K0003080502	BOLT, M8-50	1		
27 - 3	GM2800-0805Z2	ROD	1		
27 - 4	K1300000040	GRIP, RUBBER BLACK 9-35.5	1		
27 - 5	GM2800-0804Z2	LEVER, RAISING AND LOWERING MOWER	1		
27 - 6	K5000080002	WASHER, M8	1		
27 - 7	K5000050002	WASHER, M5	2		
27 - 8	K0300016102	PIN, COTTER M1.6-10	2		
27 - 9	K0000060402	BOLT, M6-40	2		
27 - 10	K0200060002	WASHER, SPRING M6	2		
27 - 11	K3321000030	MANIHOLD, CONTROL VALVE	1		
27 - 12	K0887009080	O-RING, AS568-908	2		
27 - 13	K3008000692-Y	CONNECTOR, WITH O-RING 4043-8-8	2		
27 - 14	K3006000022-Y	ELBOW, ODD SIZED PT1/2*PF3/8	2		
27 - 15	K0887009060	O-RING, AS568-906	1		
27 - 16	K3008000242-Y	ADAPTOR, ODD SIZED 90 DEG 9/16-18UNFPT3/8	1		
27 - 17	K3007000062-Y	ADAPTOR, ODD SIZED PT3/8*PF1/4	1		
27 - 18	K3103230700	HOSE, WP140-6-3-700	1		
27 - 19	K3190006000	TUBE, SPIRAL SP-12 600	1		
27 - 20	K3103330600	HOSE, WP140-9-3-600	1		
27 - 21	K3191005000	TUBE, SPIRAL SP-15 500	1		
27 - 22	K3008000682-Y	BOSS, WITH O-RING 1087-9	1		
27 - 23	K0881014000	O-RING, P14B	3		
27 - 24	K0003101202	BOLT, M10-120	2		
27 - 25	K0200100002	WASHER, SPRING M10	2		
27 - 26	K5000100002	WASHER, M10	2		
27 - 27	K3008000482-Y	CAP, TAPPED FEMALE PF1/4	1		
27 - 28	K3008000232-Y	CONNECTOR, WITH O-RING PF1/4 X PF1/4	1		
27 - 29	K3103330400	HOSE, WP140-9-3-400	1		
27 - 30	K3191003000	TUBE, SPIRAL SP-15 300	1		

# 27. Hydraulic section H

GM2800B

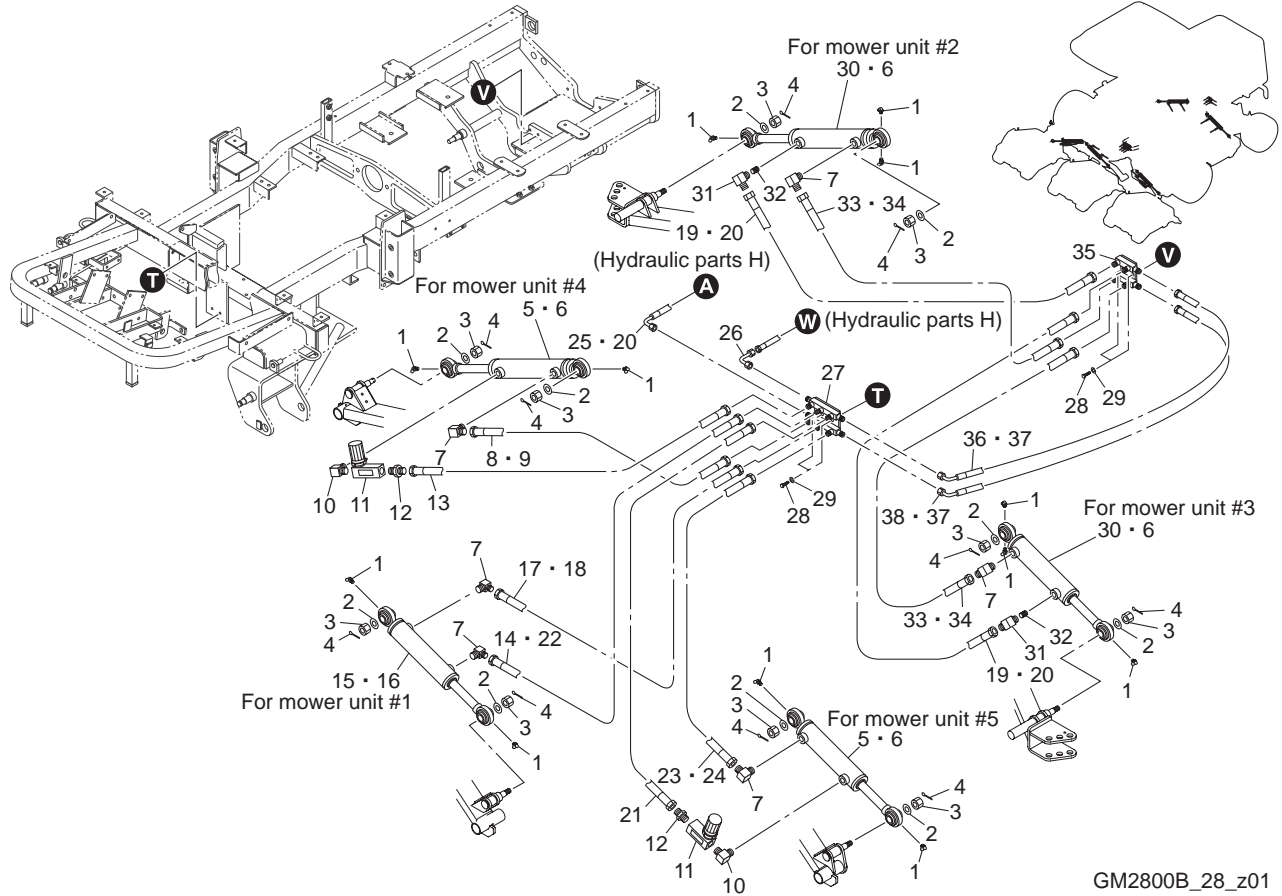


GM2800B\_27\_z01

Cat No.	Code No.	Part name	Qty	Remark	SN of application
27 - 31	K3009000142-Y	ADAPTER, PF3/8PF3/8	1		
27 - 32	K3313000330	VALVE COMP, SOLENOID V5317	1		
27 - 33	K3008000442-Y	ADAPTOR, 90 DEG 1086-6	1		
27 - 34	K0881011000	O-RING, P11B	1		
27 - 35	K3106230400	HOSE, WP245-6-3-400	1		
27 - 36	K3190003000	TUBE, SPIRAL SP-12 300	1		
27 - 37	K3029000072-Y	BUSHING, PF3/8*PT3/8	1		
27 - 38	K3023060001-Y	NIPPLE, NS.PT3/8	1		
27 - 39	K3000090002-Y	ADAPTOR, 1013-9	1		
27 - 40	K3024000042-Y	JOINT, CAST IRON PT3/8*PF3/8	1		
27 - 41	K3009000042-Y	ADAPTOR, PF1/4*PT3/8	1		

# 28. Hydraulic section J

GM2800B



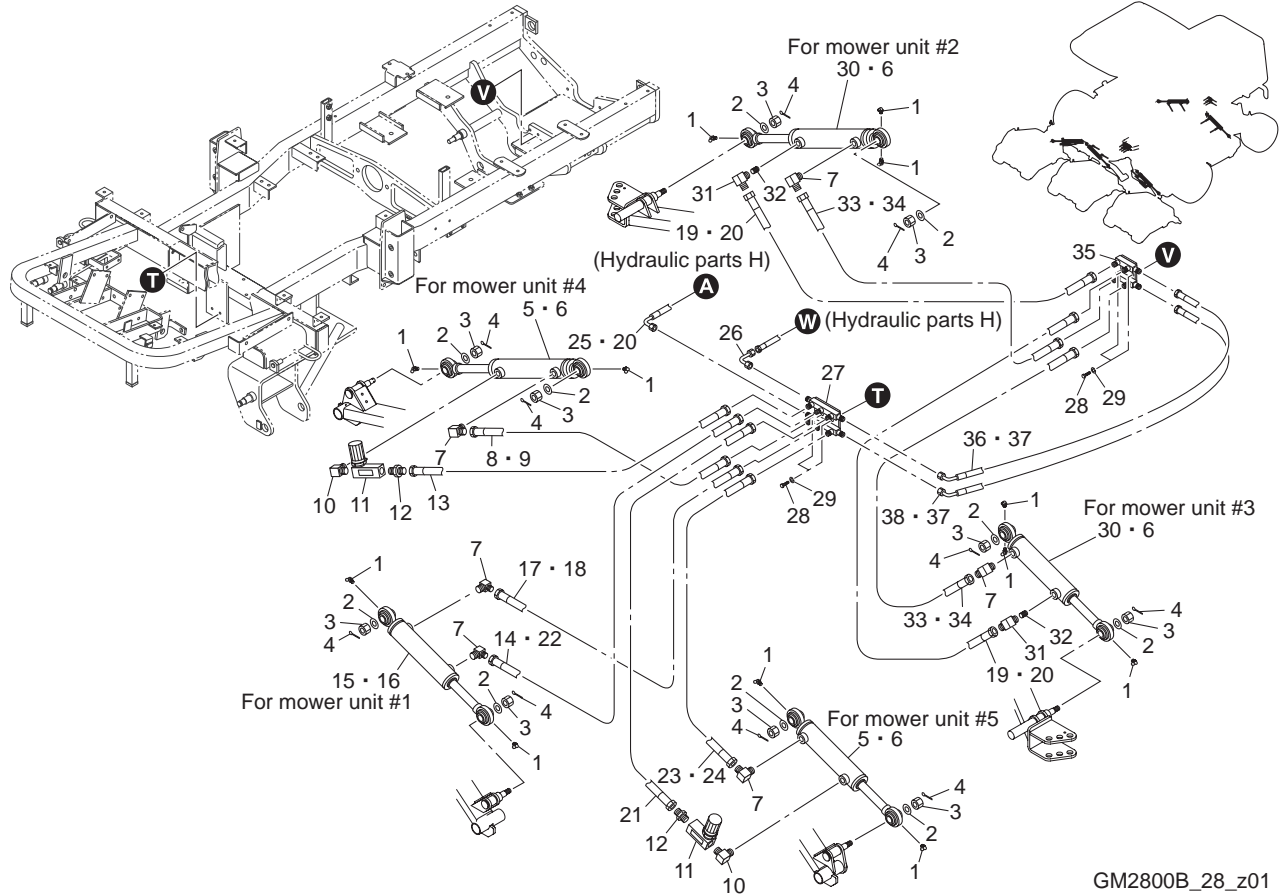
GM2800B\_28\_z01

Cat No.	Code No.	Part name	Qty	Remark	SN of application
28 - 1	K1440000020	GREASE NIPPLE, C TYPE	12		
28 - 2	K0215160001	WASHER, DISK SPRING H M16-2	10		
28 - 3	K0122160002	NUT, HIGH SLOTTED P1.5 M16	10		
28 - 4	K0300032402	PIN, COTTER M3.2-40	10		
28 - 5	K3213000220	CYLINDER, 45-195 397	2		
28 - 6	YIS-45C-SK	SEAL KIT, CYLINDER	4		
28 - 7	K3001060002-Y	ELBOW, 90 DEG 1033-6	6		
28 - 8	K3101210850	HOSE, WP70-6-1-850	1		
28 - 9	K3190007500	TUBE, SPIRAL SP-12 750	1		
28 - 10	K3006000042-Y	ELBOW, PT1/4	2		
28 - 11	K3332000050	VALVE, SLOW RETURN HF02172	2		
28 - 12	K3000060002-Y	ADAPTOR, 1013-6	2		
28 - 13	GM2800-0860Z0	HOSE, WP140-6-1-1000	1		
28 - 14	K3103210480	HOSE, WP140-6-1-480	1		
28 - 15	K3213000200	CYLINDER, 40-138 359	1		
28 - 16	YIS-40A-SK	SEAL KIT, CYLINDER	1		
28 - 17	K3101210600	HOSE, WP70-6-1-600	1		
28 - 18	K3190005000	TUBE, SPIRAL SP-12 500	1		
28 - 19	K3103210500	HOSE, WP140-6-1-500	3		
28 - 20	K3190004000	TUBE, SPIRAL SP-12 400	4		
28 - 21	GM2800-0861Z0	HOSE, WP140-6-1-940	1		
28 - 22	K3190003800	TUBE, SPIRAL SP-12-380	1		
28 - 23	K3101210750	HOSE, WP70-6-1-750	1		
28 - 24	K3190006500	TUBE, SPIRAL SP-12 650	1		
28 - 25	K3101230500	HOSE, WP70-6-3-500	1		
28 - 26	K3025069042-Y	ADAPTOR, FOR PIPE 069-04	1		
28 - 27	GM2800-0802Z2-Y	MANIFOLD	1		
28 - 28	K0000080202	BOLT, M8-20	4		
28 - 29	K0200080002	WASHER, SPRING M8	4		
28 - 30	K3213000210	CYLINDER, 45-105 270	2		



# 28. Hydraulic section J

GM2800B

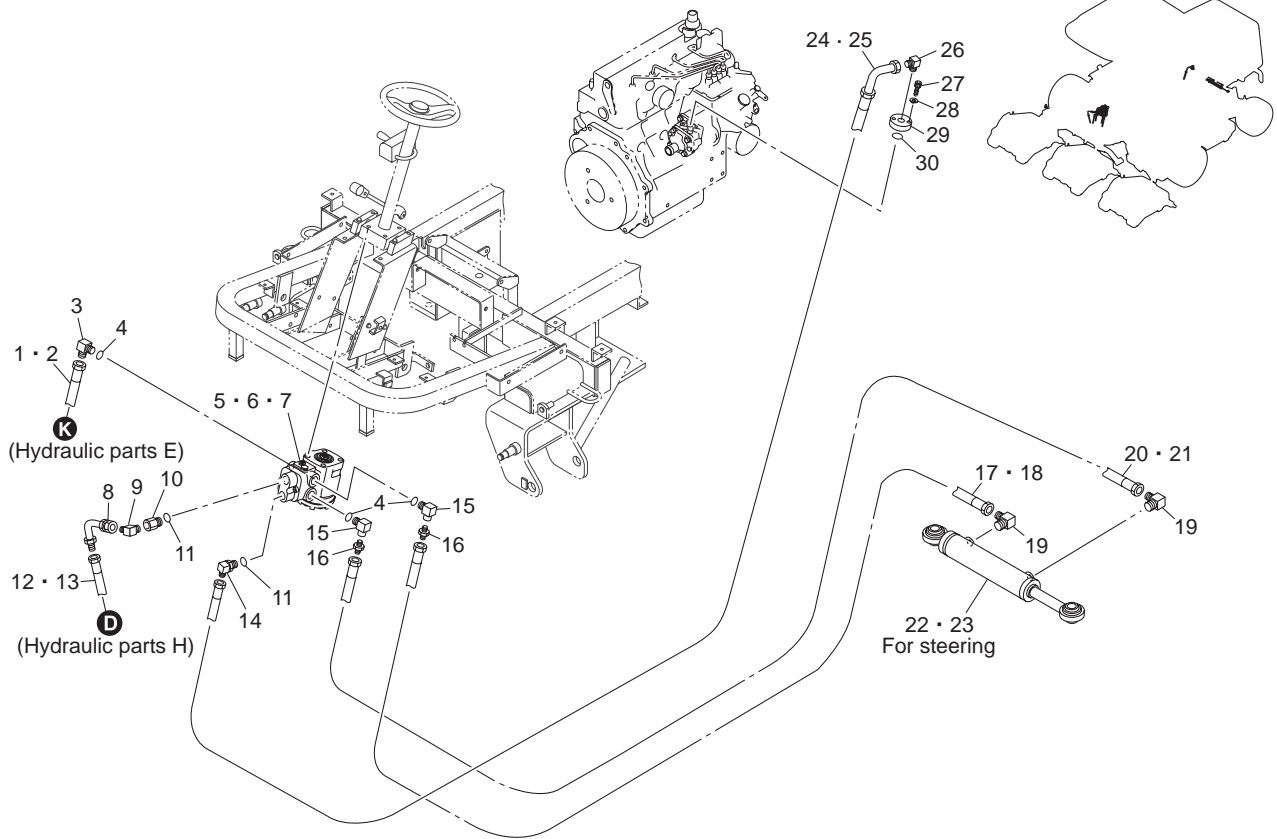


GM2800B\_28\_z01

Cat No.	Code No.	Part name	Qty	Remark	SN of application
28 - 31	K3029000252-Y	ELBOW, 90 DEG 1033-6M6	2		
28 - 32	K0023000011-Y	SETSCREW, M6-6-1	2		
28 - 33	K3101210400	HOSE, WP70-6-1-400	2		
28 - 34	K3190003000	TUBE, SPIRAL SP-12 300	2		
28 - 35	GM2800-0803Z2-Y	MANIFOLD	1		
28 - 36	K3103222000	HOSE, WP140-6-2-2000	1		
28 - 37	K3190019000	TUBE, SPIRAL SP-12 1900	2		
28 - 38	K3101222000	HOSE, WP70-6-2-2000	1		

# 29. Hydraulic section K

GM2800B

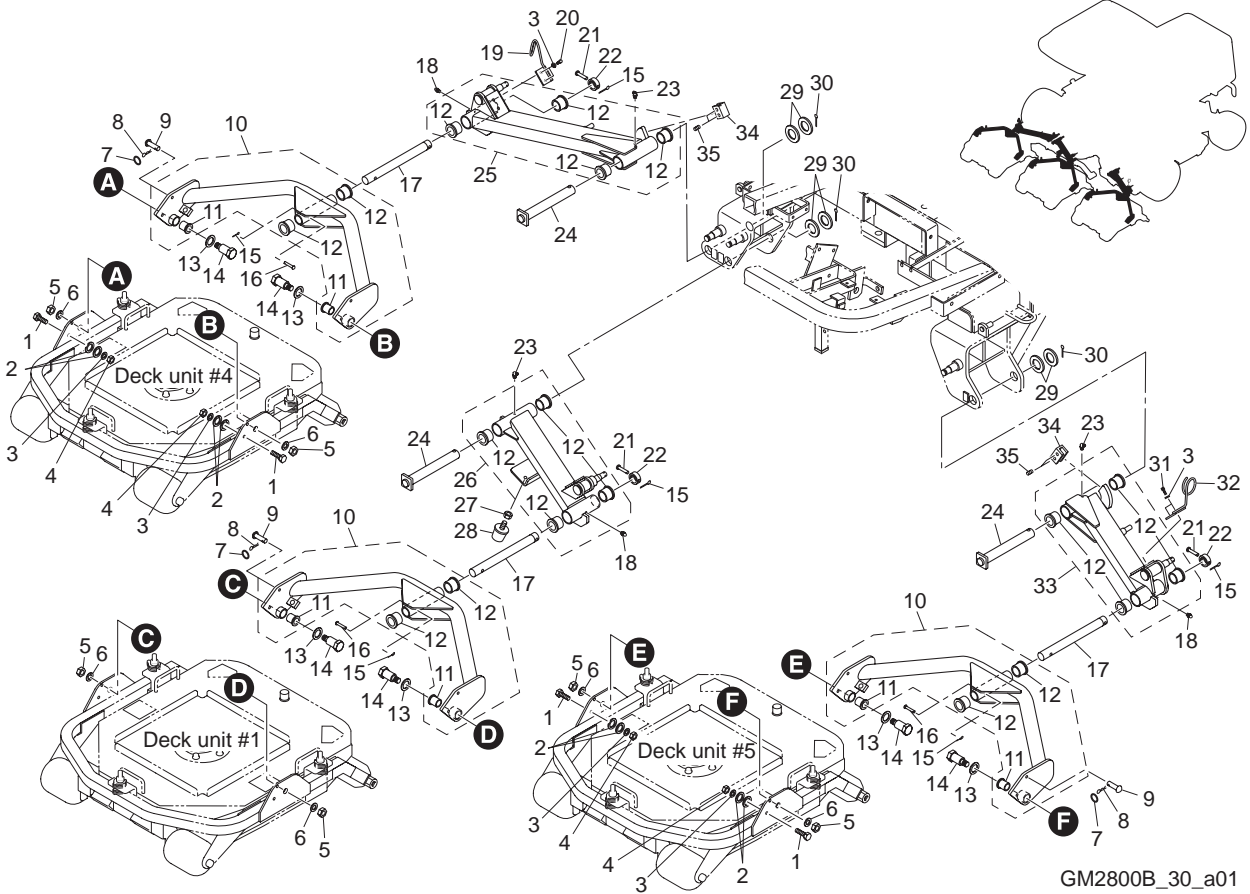


GM2800B\_29\_z

Cat No.	Code No.	Part name	Qty	Remark	SN of application
29 - 1	K3101311850	HOSE, WP70-9-1-1850	1		
29 - 2	K3191017500	TUBE, SPIRAL SP-15 1750	1		
29 - 3	K3008000032-Y	ADAPTOR, 90 DEG 1086-9	1		
29 - 4	K0881014000	O-RING, P14B	3		
29 - 5	K3294000120	STEERING, ORBIT ROLL LC-D1-E	1		
29 - 6	YBA0271A	SEAL KIT, ORBIT ROLL UA-B4-D	1		
29 - 7	YBK0039A	SEAL KIT, ORBIT ROLL LB-D1-A	1		
29 - 8	K3025069062-Y	ADAPTOR, FOR PIPE 069-06	1		
29 - 9	K3029000042-Y	BUSHING, PF1/2*PT3/8	1		
29 - 10	K3001090002-Y	ELBOW, 90 DEG 1033-9	1		
29 - 11	K0881018000	O-RING, P18B	2		
29 - 12	K3103311050	HOSE, WP140-9-1-1050	1		
29 - 13	K3191009500	TUBE, SPIRAL SP-15 950	1		
29 - 14	K3008000352-Y	ELBOW, 90 DEG. ODD SIZED PF3/8 PF1/2	1		
29 - 15	K3008000082-Y	ADAPTOR, 90 DEG PF3/8PT1/4	2		
29 - 16	K3000060002-Y	ADAPTOR, 1013-6	2		
29 - 17	K3103213300	HOSE, WP140-6-1-3300	1		
29 - 18	K3190032000	TUBE, SPIRAL SP-12 3200	1		
29 - 19	K3001060002-Y	ELBOW, 90 DEG 1033-6	2		
29 - 20	K3103213500	HOSE, WP140-6-1-3500	1		
29 - 21	K3190034000	TUBE, SPIRAL SP-12 3400	1		
29 - 22	K3213000190	CYLINDER, 40-187-393	1		
29 - 23	YIS-40A-SK	SEAL KIT, CYLINDER	1		
29 - 24	K3103322330	HOSE, WP140-9-2-2330	1		
29 - 25	K3191022300	TUBE, SPIRAL SP-15 2230	1		
29 - 26	K3001090002-Y	ELBOW, 90 DEG 1033-9	1		
29 - 27	K0000080252	BOLT, M8-25	2		
29 - 28	K0200080002	WASHER, SPRING M8	2		
29 - 29	LM2700-0811Z2-Y	FLANGE, PUMP	1		
29 - 30	K0881020000	O-RING, P20B	1		

# 30. Lift arm front section

GM2800B

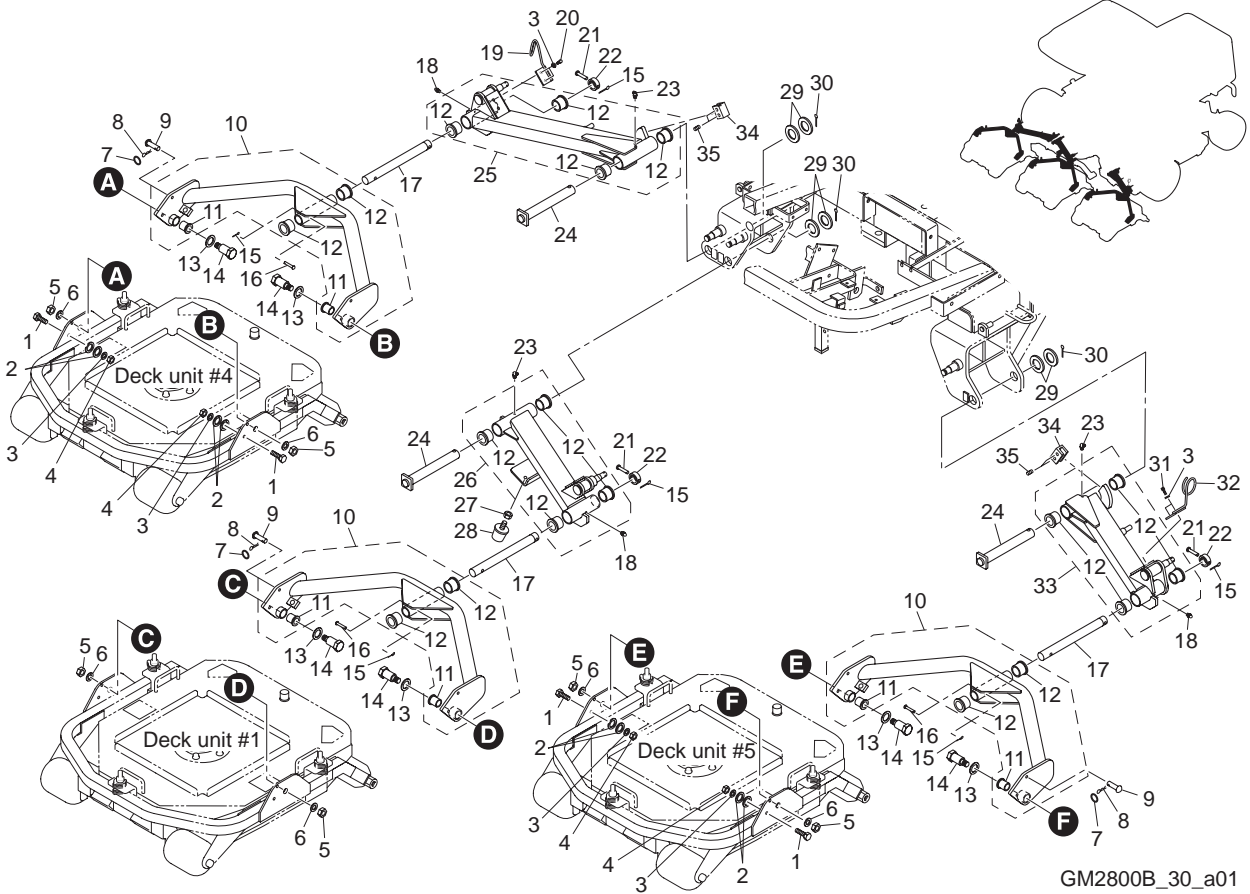


GM2800B\_30\_a01

Cat No.	Code No.	Part name	Qty	Remark	SN of application
30 - 1	K0010080202	BOLT, HT M8-20	4		
30 - 2	K5073208322	WASHER, SPHC 3.2-8-32	8		
30 - 3	K0200080002	WASHER, SPRING M8	6		
30 - 4	K0100080002	NUT, M8	4		
30 - 5	K0103140002	NUT, P1.5 M14	6		
30 - 6	K0200140002	WASHER, SPRING M14	6		
30 - 7	K0880016000	O-RING, P16	3		
30 - 8	K0330800008	PIN, SNAP M8	3		
30 - 9	K6041080258	PIN, ROUND HEAD M8-25.6	3		
30 - 10	GM2800-0218AD	ARM, DECK	3		
30 - 11	K6010000130	BUSH, FLANGED 22-28-30	6		
30 - 12	K6010000140	BUSH, FLANGED 30-38-30	18		
30 - 13	K5011022352	WASHER, SPCC 1-22-35	6		
30 - 14	GM2800-0207Z2	BOLT, STEPPED	6		
30 - 15	K0341000002	PIN, SNAP WITH RETAINER M10	6		
30 - 16	K6041095548	PIN, ROUND HEAD M9.5-54	3		
30 - 17	GM2800-0208Z0	SHAFT	3		
30 - 18	K1440000010	GREASE NIPPLE, A TYPE	3		
30 - 19	LM2700-0232Z2	GUIDE, HOSE B	1		
30 - 20	K0000080252	BOLT, M8-25	2		
30 - 21	GM2800-0210Z8	PIN, HT FLAT HEAD 9.6-54.5	3		
30 - 22	K6215000362	COLLAR, STKM WITH HOLE M30-42-16	3		
30 - 23	K1440000020	GREASE NIPPLE, C TYPE	3		
30 - 24	K7147000232	PIN, WITH HOLE M30-197	3		
30 - 25	GM2800-0205ZD	ARM, LIFT #4	1		
30 - 26	GM2800-0202ZD	ARM, LIFT #1	1		
30 - 27	K0100100002	NUT, M10	1		
30 - 28	K4049050000	STOPPER, RUBBER KI-50	1		
30 - 29	K5012330452	WASHER, SPCC 2.3-30-45	6		
30 - 30	K0300040502	PIN, COTTER M4-50	3		

# 30. Lift arm front section

GM2800B

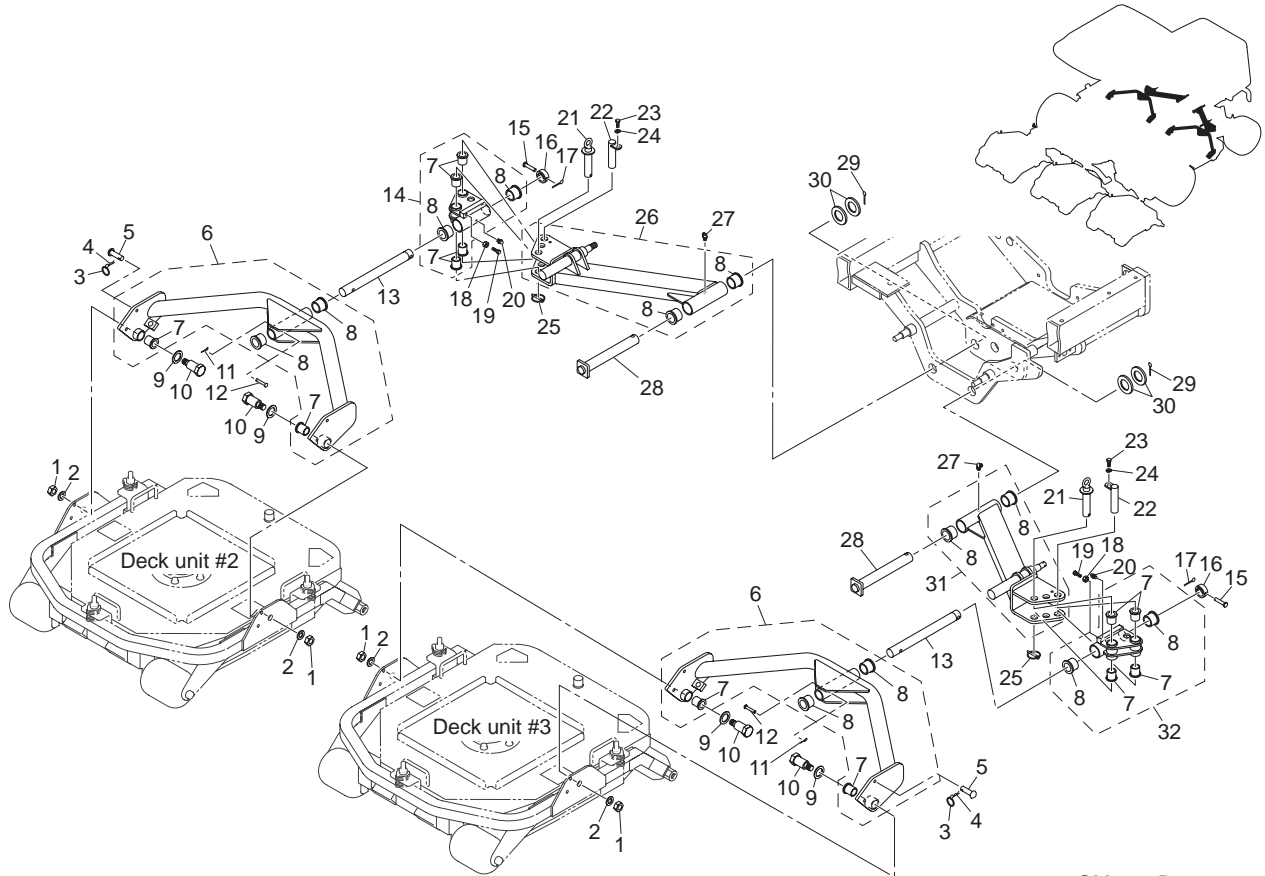


GM2800B\_30\_a01

Cat No.	Code No.	Part name	Qty	Remark	SN of application
30 - 31	K0000080202	BOLT, M8-20	2		
30 - 32	LM2700-0234Z2	GUIDE, HOSE D	1		
30 - 33	GM2800-0206ZD	ARM, LIFT #5	1		
30a - 34	GM2800-0215Z2	STOPPER, MOWER	2		
30a - 35	K0028060100	SETSCREW, SUS M6-10	4		

# 31. Lift arm rear section

GM2800B

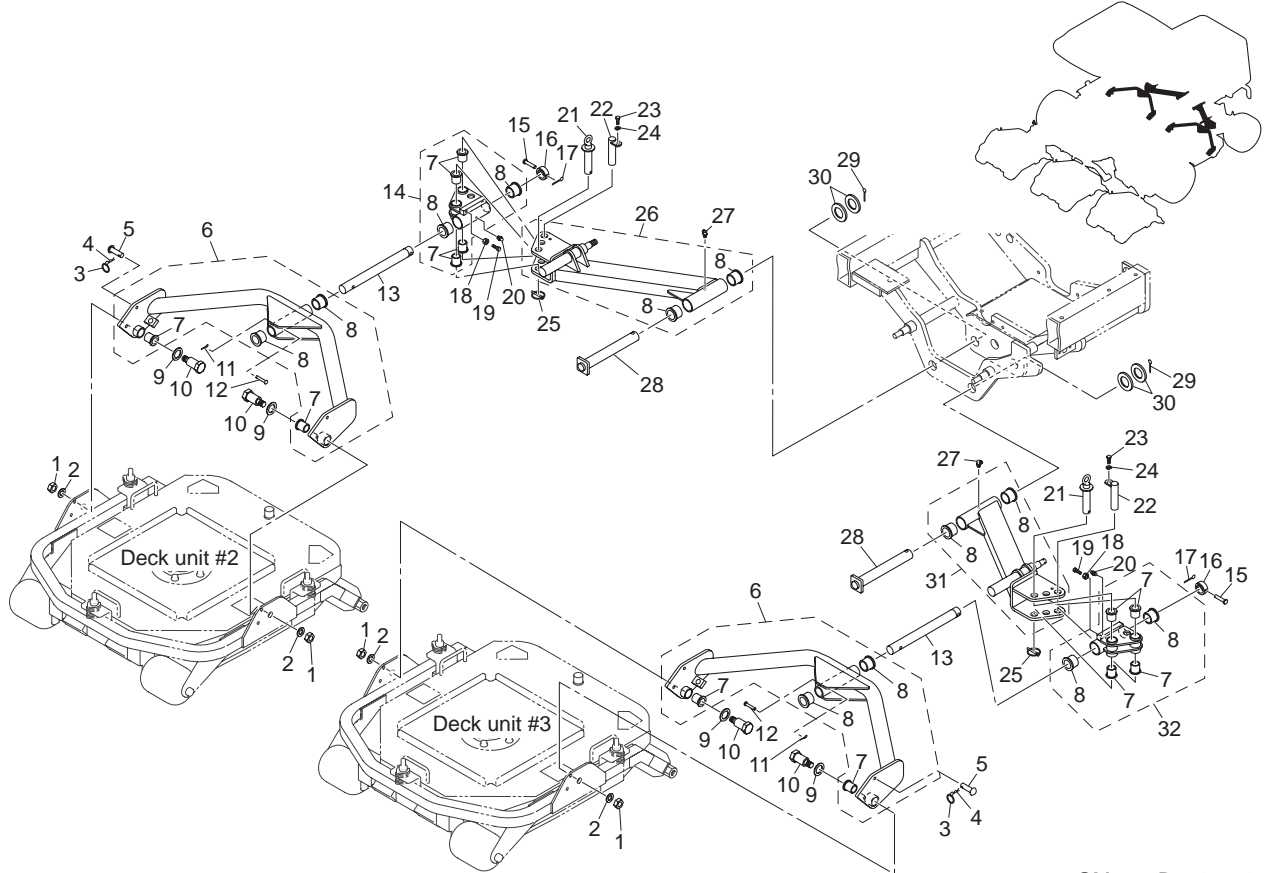


GM2800B\_31\_z01

Cat No.	Code No.	Part name	Qty	Remark	SN of application
31 - 1	K0103140002	NUT, P1.5 M14	4		
31 - 2	K0200140002	WASHER, SPRING M14	4		
31 - 3	K0880016000	O-RING, P16	2		
31 - 4	K0330800008	PIN, SNAP M8	2		
31 - 5	K6041080258	PIN, ROUND HEAD M8-25.6	2		
31 - 6	GM2800-0218AD	ARM, DECK	2		
31 - 7	K6010000130	BUSH, FLANGED 22-28-30	12		
31 - 8	K6010000140	BUSH, FLANGED 30-38-30	12		
31 - 9	K5011022352	WASHER, SPCC 1-22-35	4		
31 - 10	GM2800-0207Z2	BOLT, STEPPED	4		
31 - 11	K0341000002	PIN, SNAP WITH RETAINER M10	2		
31 - 12	K6041095548	PIN, ROUND HEAD M9.5-54	2		
31 - 13	GM2800-0208Z0	SHAFT	2		
31 - 14	GM2800-0212ZD	FITTING, ROTATING #2	1		
31 - 15	GM2800-0210Z8	PIN, HT FLAT HEAD 9.6-54.5	2		
31 - 16	K6215000362	COLLAR, STKM WITH HOLE M30-42-16	2		
31 - 17	K0300025202	PIN, COTTER M2.5-20	2		
31 - 18	K0100080002	NUT, M8	2		
31 - 19	K0000080302	BOLT, M8-30	2		
31 - 20	K1440000010	GREASE NIPPLE, A TYPE	2		
31 - 21	GM2800-0213A2	PIN, WITH GRIP	2		
31 - 22	LM2700-0211B2	SHAFT, SLEWING (REAR)	2		
31 - 23	K0000080202	BOLT, M8-20	2		
31 - 24	K0200080002	WASHER, SPRING M8	2		
31 - 25	K6061060002	PIN, CLIP M6	2		
31 - 26	GM2800-0203ZD	ARM, LIFT #2	1		
31 - 27	K1440000020	GREASE NIPPLE, C TYPE	2		
31 - 28	K7147000232	PIN, WITH HOLE M30-197	2		
31 - 29	K0300040502	PIN, COTTER M4-50	2		
31 - 30	K5012330452	WASHER, SPCC 2.3-30-45	4		

# 31. Lift arm rear section

GM2800B

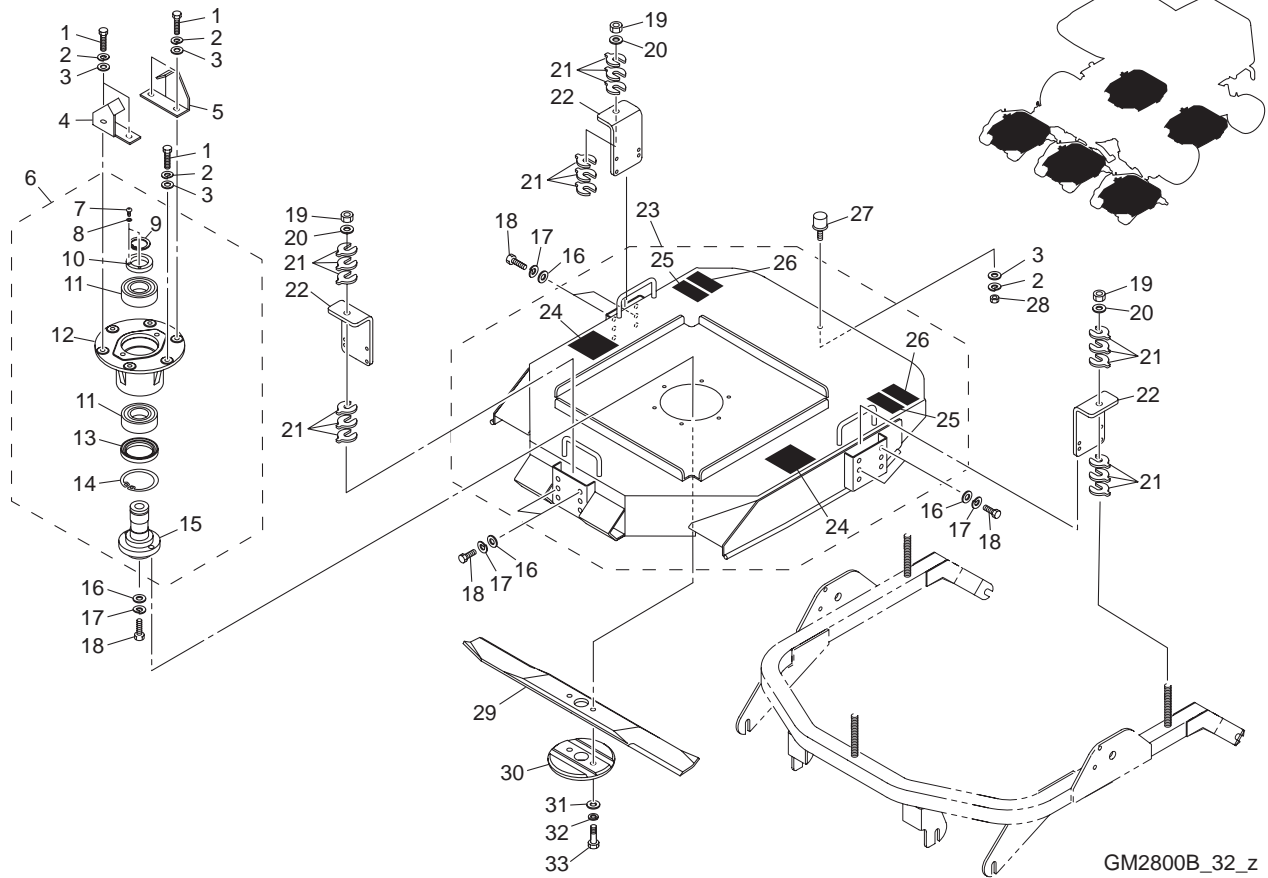


GM2800B\_31\_z01

Cat No.	Code No.	Part name	Qty	Remark	SN of application
31 - 31	GM2800-0204ZD	ARM, LIFT #3	1		
31 - 32	GM2800-0211ZD	FITTING, ROTATING #3	1		

# 32. Deck section A

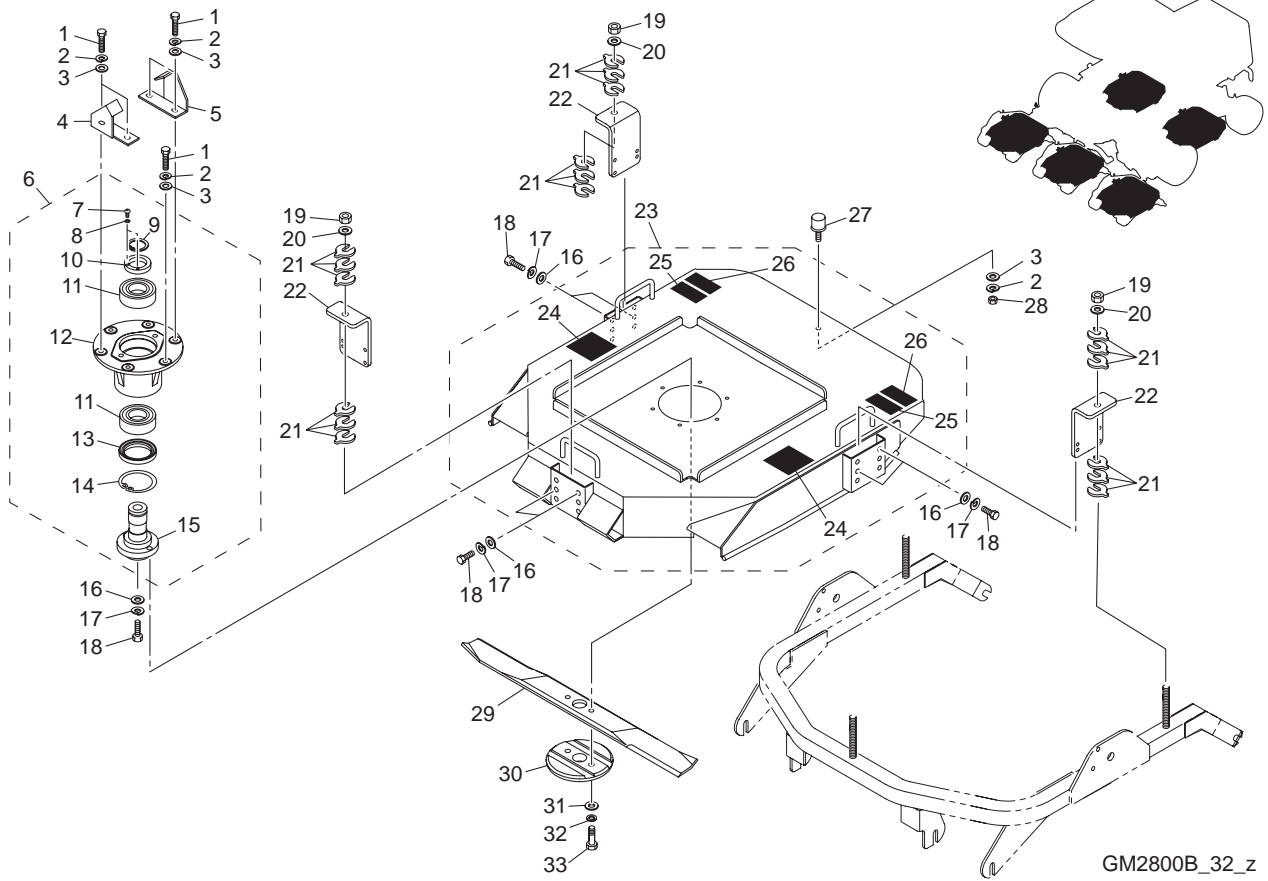
GM2800B



Cat No.	Code No.	Part name	Qty	Remark	SN of application
32 - 1	K0000080402	BOLT, M8-40	30	*for 5 decks	
32 - 2	K0200080002	WASHER, SPRING M8	35		
32 - 3	K5000080002	WASHER, M8	35		
32 - 4	GM2800-0858Z2	STOPPER, DECK #1 #2 #4	3		
32 - 5	GM2800-0859Z2	STOPPER, DECK #3 #5	2		
32 - 6	GM2800-0153Z0	HOUSING ASSY	5		
32 - 7	K0042030052	SCREW, + ROUND HEAD M3-5	10		
32 - 8	K0200030002	WASHER, SPRING M3	10		
32 - 9	K0401040001	RING, RETAINING S M40	5		
32 - 10	GM2800-0119Z0	COLLAR, RETAINING	5		
32 - 11	K0612062080	BEARING, BALL SEAL 2RD 6208	10		
32 - 12	GM2800-0131Z2	HOUSING	5		
32 - 13	K0826082120	OIL SEAL, MHSA608212	5		
32 - 14	K0402080001	RING, RETAINING R M80	5		
32 - 15	GM2800-0123Z0	SHAFT	5		
32 - 16	K5000100002	WASHER, M10	35		
32 - 17	K0200100002	WASHER, SPRING M10	35		
32 - 18	K0000100202	BOLT, M10-20	35		
32 - 19	K0100140002	NUT, M14	15		
32 - 20	K0212140002	WASHER, DISK SPRING L M14-1	15		
32 - 21	GM2800-0110Z2	COLLAR, ADJUSTING	90		
32 - 22	GM2800-0109ZR	PLATE, ADJUSTING CUTTING HEIGHT	15		
32 - 23	GM2800-0156Z0	DECK COMP, ROTARY	5		
32 - 24	K4205001600	DECAL, CAUTION TO MUTILATION	10		
32 - 25	K4205001650	DECAL, CAUTION TO FRYING OBJECT	10		
32 - 26	K4205001780	DECAL, CAUTION CUTTING HANDS/FEET	10		
32 - 27	K4049040000	RUBBER, STOPPER KI-40	5		
32 - 28	K0100080002	NUT, M8	5		
32 - 29	K253000009B	BLADE, ROTARY 690	5		
32 - 30	GM2800-0104Z0	RETAINER, BLADE	5		

# 32. Deck section A

GM2800B



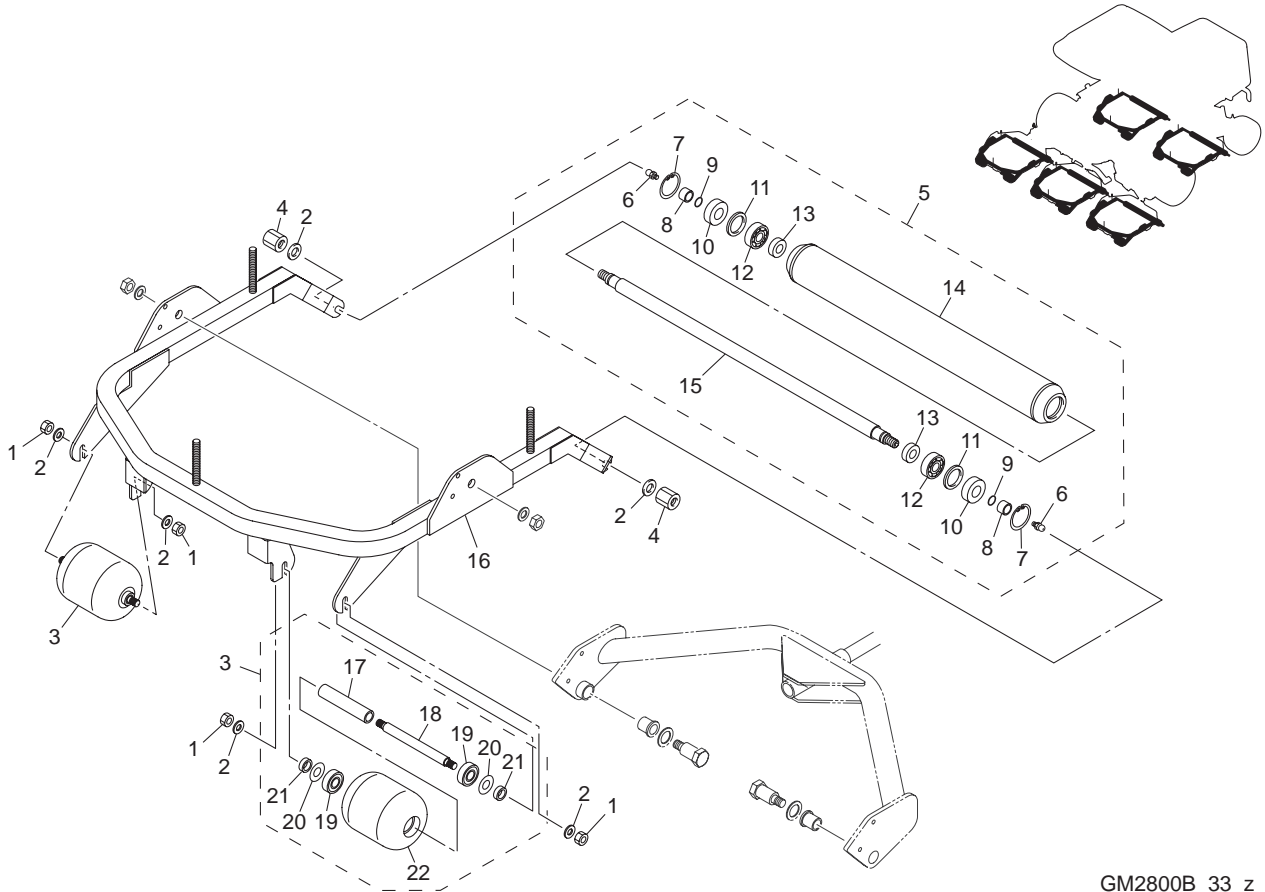
GM2800B\_32\_z

Cat No.	Code No.	Part name	Qty	Remark	SN of application
32 - 31	K5000120002	WASHER, M12	10		
32 - 32	K0200120002	WASHER, SPRING M12	10		
32 - 33	K0010120302	BOLT, HT P1.75 M12-30	10		



### 33. Deck section B

GM2800B

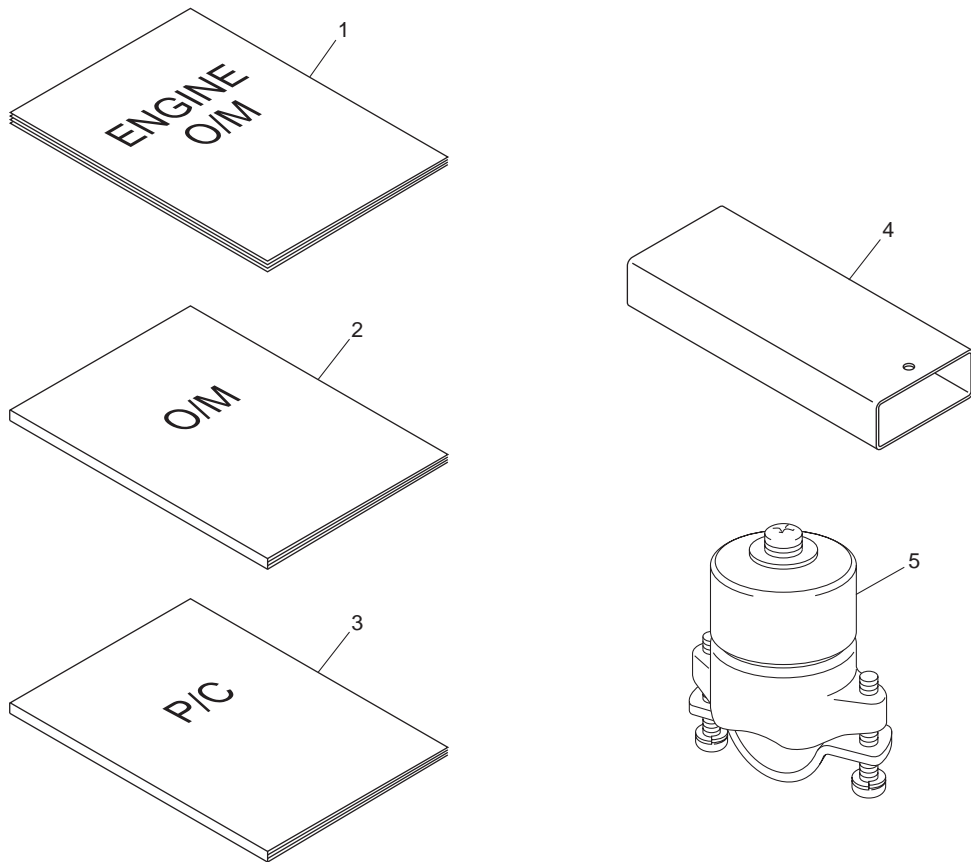


GM2800B\_33\_z

Cat No.	Code No.	Part name	Qty	Remark	SN of application
33 - 1	K0100140002	NUT, M14	20	*for 5 decks	
33 - 2	K0212140002	WASHER, DISK SPRING L M14-1	30		
33 - 3	GM2800-0115Z0	ROLLER ASSY, FRONT	10		
33 - 4	K0160000678	NUT, SPECIAL M14-27	10		
33 - 5	GM2800-0116Z0	ROLLER ASSY, REAR	5		
33 - 6	K1440000010	GREASE NIPPLE, A TYPE	10		
33 - 7	K0402047001	RING, RETAINING R M47	10		
33 - 8	K6219000580	COLLAR, SUS M17-25-16	10		
33 - 9	K0885015000	O-RING, S15	10		
33 - 10	K0822547080	OIL SEAL, MHSA25478	10		
33 - 11	K5090000802	WASHER, SPHC 3.2-40-47	10		
33 - 12	K0600063030	BEARING, BALL 6303	10		
33 - 13	K0822235080	OIL SEAL, MHSA22358	10		
33 - 14	GM2800-0112ZD	ROLLER 76.2-785.4	5		
33 - 15	GM2800-0111Z0	SHAFT, ROLLER 22-838.4	5		
33 - 16	GM2800-0101ZR	FRAME, DECK	5		
33 - 17	GM2800-0118Z0	COLLAR, STKM 20.2-281-27	10		
33 - 18	GM2800-0108Z2	AXIS, ARM	10		
33 - 19	K0612062040	BEARING, BALL SEAL 2RD 6204	20		
33 - 20	K5030520430	WASHER, C2801P 0.5-20-43	20		
33 - 21	K6212000222	COLLAR, STKM M20.2-28-9	20		
33 - 22	GM2800-0107Z0	ROLLER, FRONT 127	10		

# 34. Accessory section

GM2800B



GM2800B\_34\_z

Cat No.	Code No.	Part name	Qty	Remark	SN of application
34a - 1	PF1G171-8911-2	OWNERS MANUAL, ENGINE KUBOTA V2403 ENGLISH	1		
34a - 2	750102-54-A	OWNERS OPERATING MANUAL, GM2800B ENGLISH	1		
34a - 3	750102-54-B	PARTS CATALOG, GM2800B ENGLISH	1		
34 - 4	GM2800-1002ZD	PIPE, SQUARE	1		
34 - 5	K4802000050	BALANCER ASSY, 32	1		

# MEMO

**BARONESS**<sup>®</sup>  
Quality on Demand



**KYOEISHA CO., LTD.**

Head Office 1-26, Miyuki-cho, Toyokawa, Tel : (0533)84-1390  
Aichi-Pref. 442-8530 Japan. Fax : (0533)89-3623