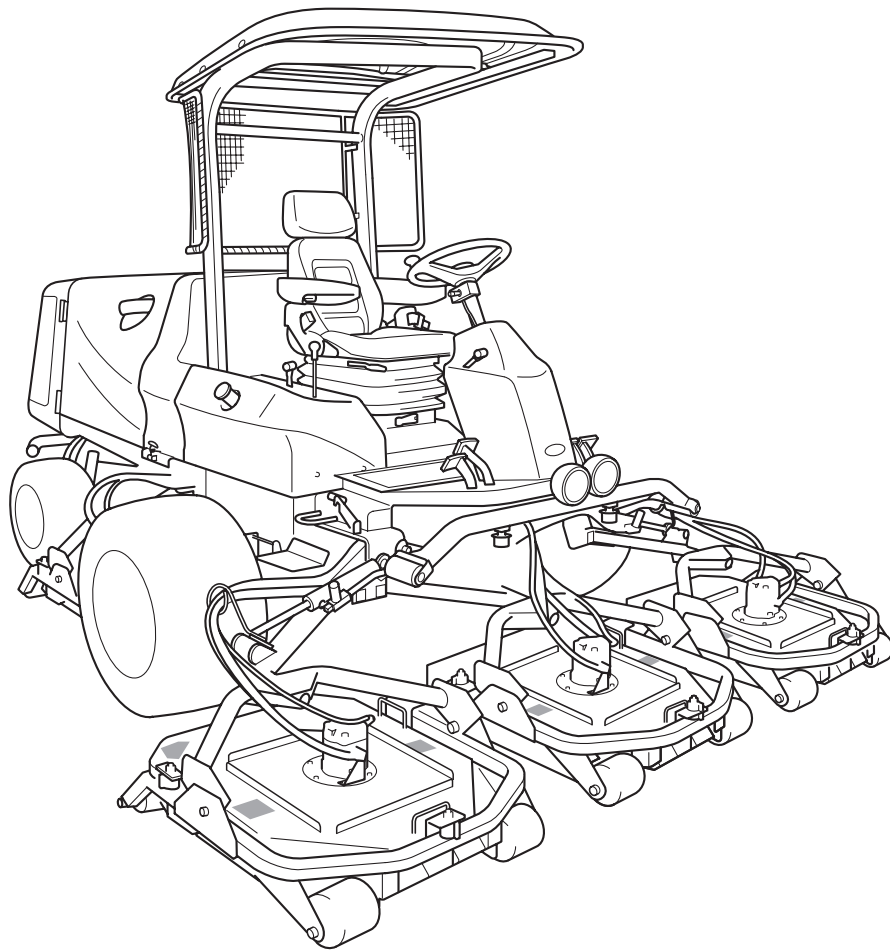


GM2810

5-Unit Rotary Mower

Parts catalog



BARONESS[®]

Quality on Demand

Serial No.10091-

Ver.1.2

Greeting

Thank you for purchasing Baroness machine.

This machine has been shipped from the factory after comprehensive test runs and inspections. However, the optimum performance of the machine depends on how you use and maintain it, including routine inspections, adjustments, and fuel supplies before and after the operation.

We hope you will use the machine safely, and take advantage of its best performance.

Note

(For inquiry about this machine)

Since the type of machine may be changed sequentially, inform us of the type and the serial number.

The information described in this manual is subject to change without prior notice.

When replacing parts, be sure to use Baroness parts or parts designated by Kyo-eisha.


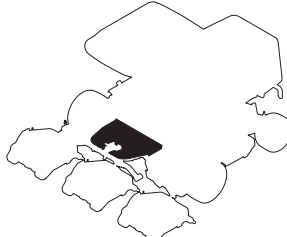
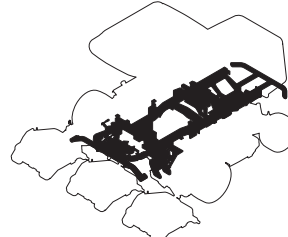

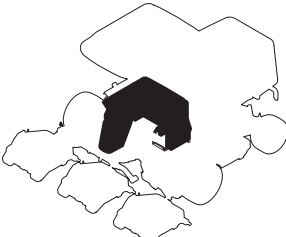
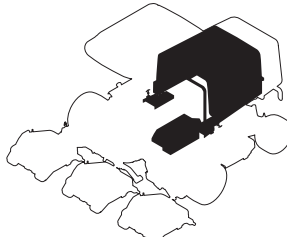
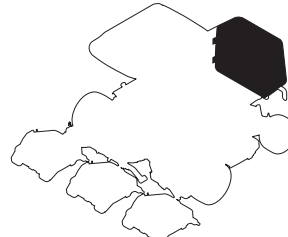
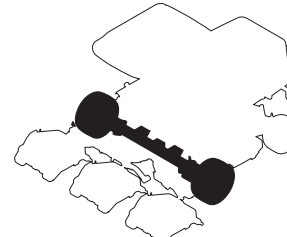
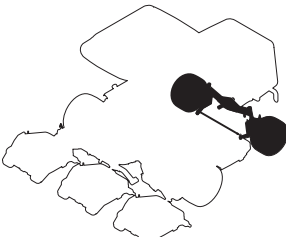

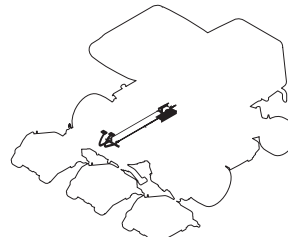
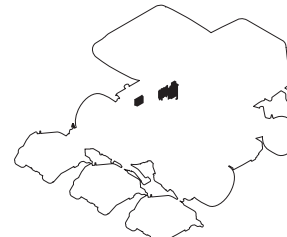

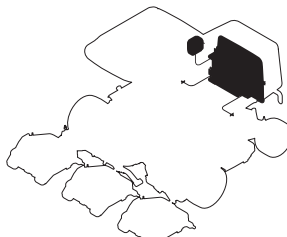
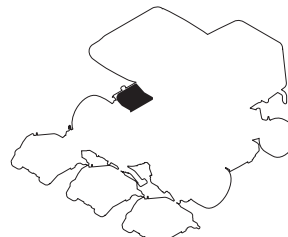
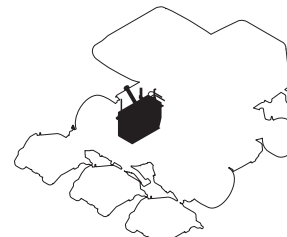
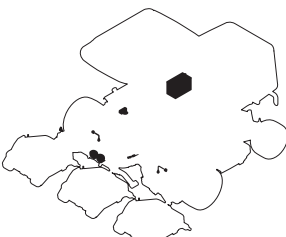


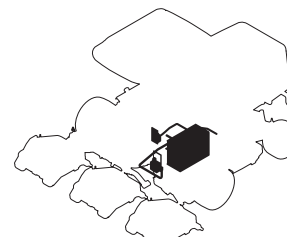
Note that the Baroness product warranty may not apply to defects caused by the use of parts from other companies.

(For ordering parts)

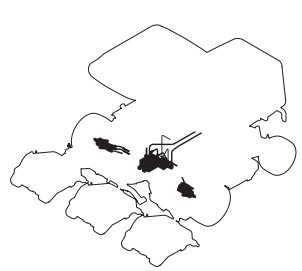
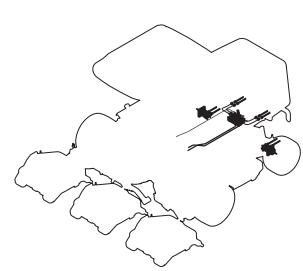
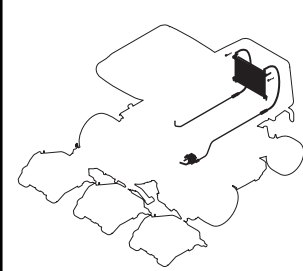
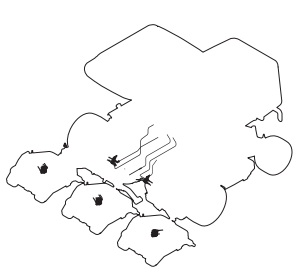
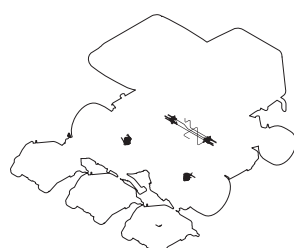
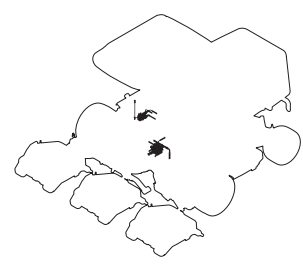
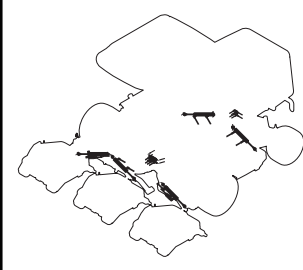


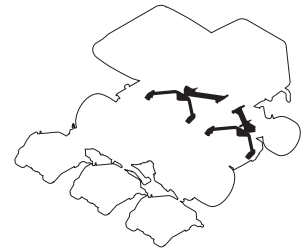
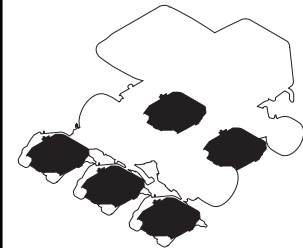
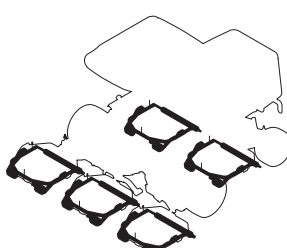

For prevention of delivery of wrong parts, be sure to inform us of the code number and the part name.

Example:	Code No.	Part Name	Qty
	K1310000130	CAP, RUBBER	1

Contents

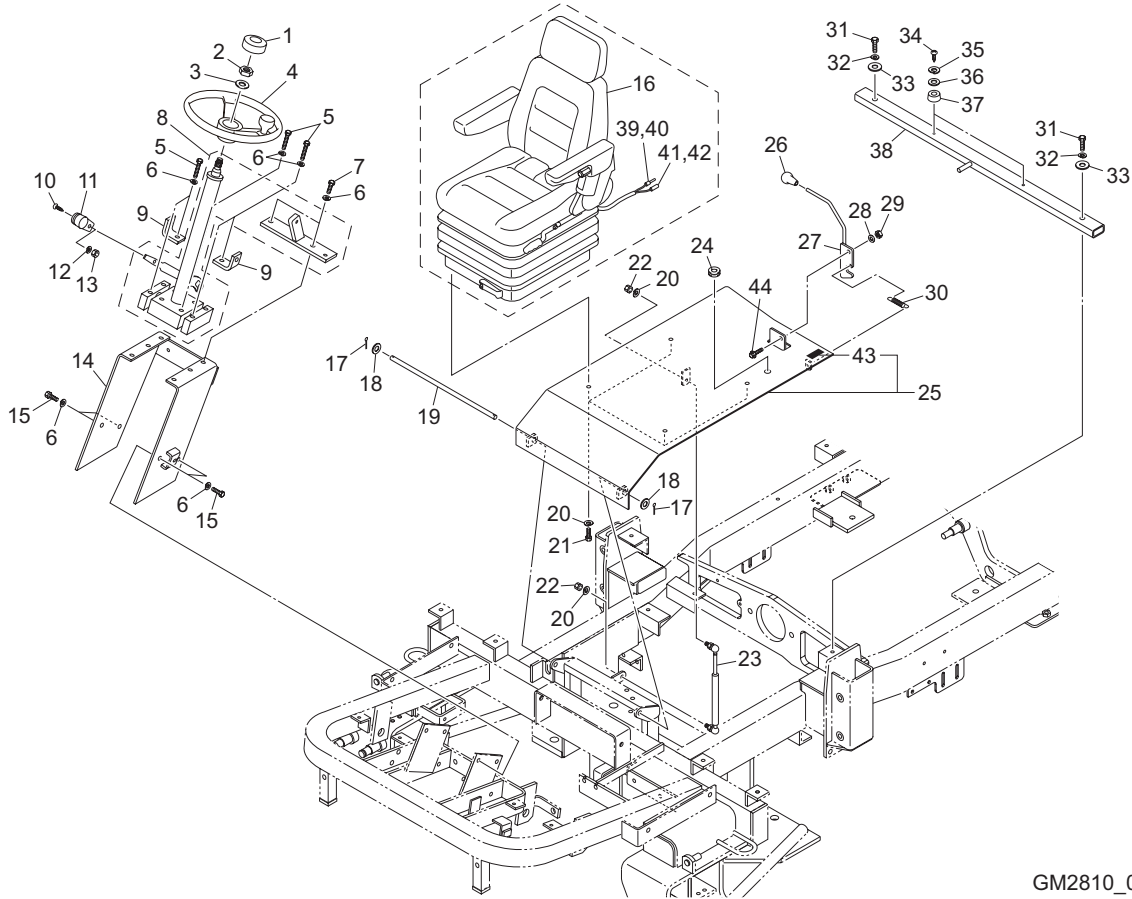
1. Frame section A P3 	2. Frame section B P5 	3. Frame section C P7 	4. Frame section D P8 
5. Cover section A P10 	6. Cover section B P11 	7. Cover section C P13 	8. Front wheel section P14 
9. Rear wheel section P16 	10. Brake section..... P18 	11. Forward/Backward pedal section P20 	12. Engine section A P22 
13. Engine section B P24 	14. Engine section C P26 	15. Engine section D P28 	16. Engine section E P29 
17. Engine section F P30 	18. Engine section G P31 	19. Hydraulic section A P32 	20. Hydraulic section B P33 

Contents

<p>21. Hydraulic section C P35</p> 	<p>22. Hydraulic section D P37</p> 	<p>23. Hydraulic section E P38</p> 	<p>24. Hydraulic section F P40</p> 
<p>25. Hydraulic section G P42</p> 	<p>26. Hydraulic section H P43</p> 	<p>27. Hydraulic section J P45</p> 	<p>28. Hydraulic section K P47</p> 
<p>29. Lift arm section (Front) P49</p> 	<p>30. Lift arm section (Rear) P51</p> 	<p>31. Deck section A P53</p> 	<p>32. Deck section B P55</p> 
<p>33. Accessory section P56</p> 			

1. Frame section A

GM2810

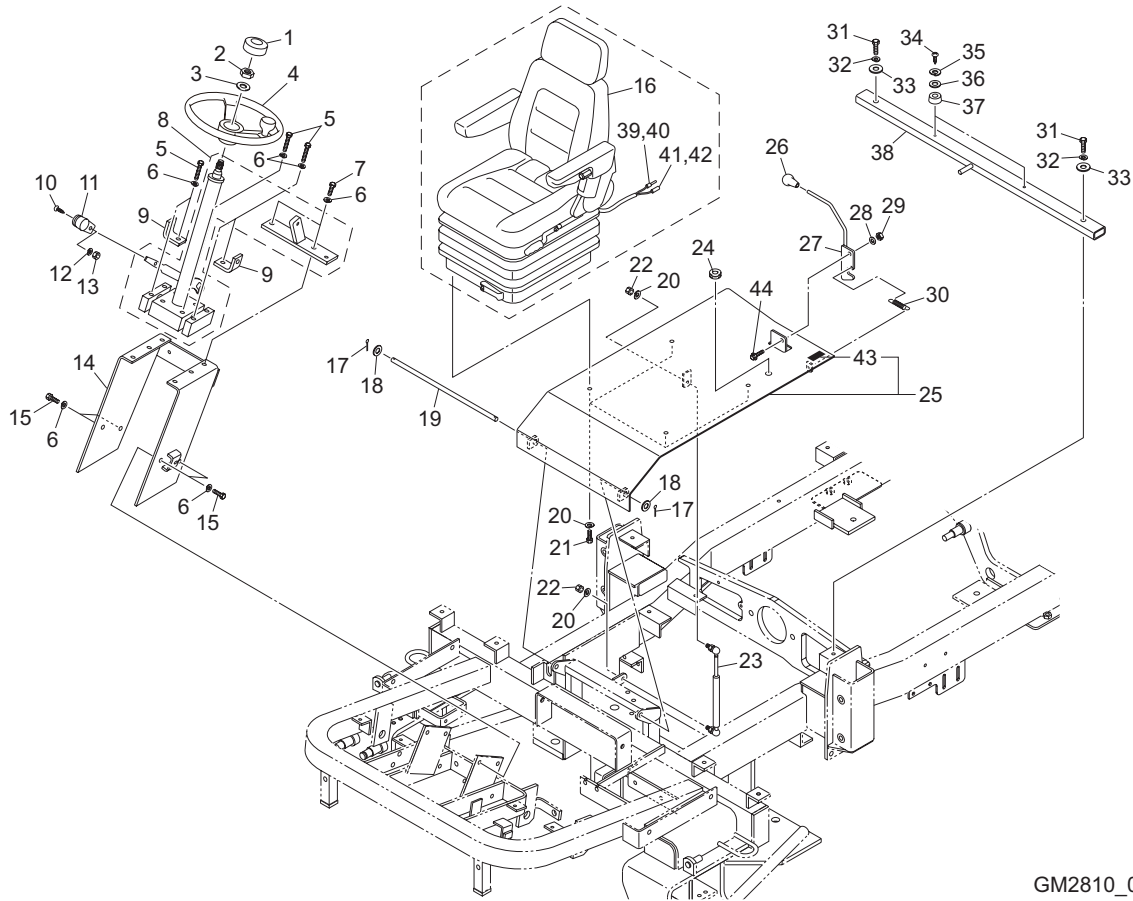


GM2810_01_z01

Cat No.	Code No.	Part name	Qty	Remark	SN of application
1 - 1	K131000130	CAP, RUBBER	1		
1 - 2	K0103140002	NUT, P1.5 M14	1		
1 - 3	K0200140002	WASHER, SPRING M14	1		
1 - 4	K1710000070	STEERING, WITH KNOB V027220-0000	1		
1 - 5	K0000100502	BOLT, M10-50	8		
1 - 6	K0200100002	WASHER, SPRING M10	14		
1 - 7	K0000100202	BOLT, M10-20	2		
1 - 8	K1730000060	COLUMN, STEERING TILT TYPE	1		
1 - 9	LM2700-0931ZD	MOUNT, FRONT COVER	2		
1 - 10	K0042050082	SCREW, + ROUND HEAD M5-8	1		
1 - 11	K1301000150	GRIP, PLASTIC THROTTLE LEVER	1		
1 - 12	K0200050002	WASHER, SPRING M5	1		
1 - 13	K0100050002	NUT, M5	1		
1 - 14	LM2700-0602ZD	MOUNT, HANDLE	1		
1 - 15	K0000100152	BOLT, M10-15	4		
1 - 16	K1700000250	SEAT, DS85H/90	1		
1 - 17	K0300032252	PIN, COTTER M3.2-25	2		
1 - 18	K5000120002	WASHER, M12	2		
1 - 19	LM2700-0609Z2	SHAFT, WITH HOLES M12-333	1		
1 - 20	K0200080002	WASHER, SPRING M8	6		
1 - 21	K0000080202	BOLT, M8-20	4		
1 - 22	K0100080002	NUT, M8	2		
1 - 23	K3381000010	GAS-SPRING, C25	1		
1 - 24	K0910000020	GROMMET, C30NG79H	1		
1 - 25	GM2810-3601Z0	BRACKET ASSY, SEAT	1		
1 - 26	K1300000040	GRIP, RUBBER BLACK 9-35.5	1		
1 - 27	LM2700-0607ZD	LEVER	1		
1 - 28	K5000100002	WASHER, M10	1		
1 - 29	K0144100002	NUT, WITH F-RING, M10	1		
1 - 30	K1030000098	SPRING, WITH U HOOK M1.6-12-66.8	1		

1. Frame section A

GM2810

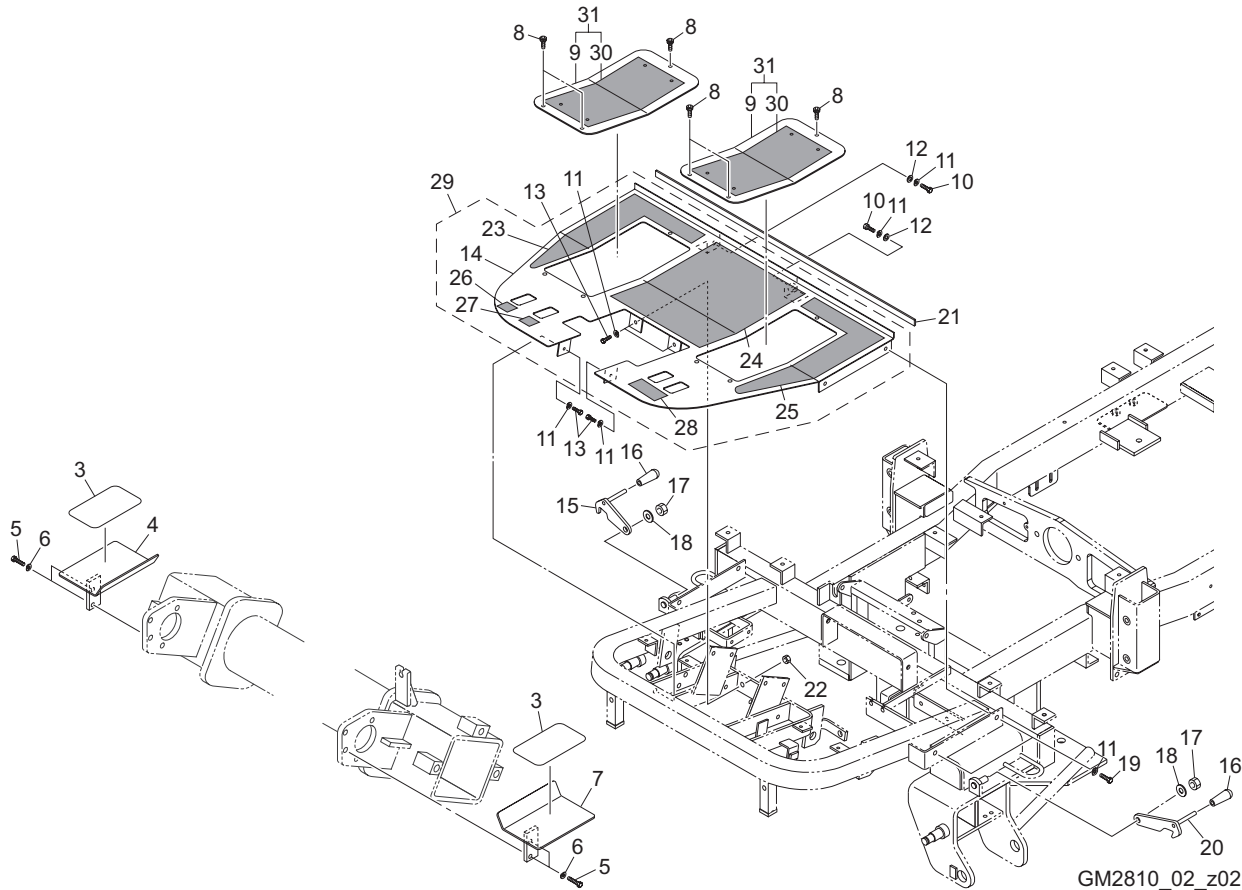


GM2810_01_z01

Cat No.	Code No.	Part name	Qty	Remark	SN of application
1 - 31	K0000100402	BOLT, M10-40	2		
1 - 32	K0200100002	WASHER, SPRING M10	2		
1 - 33	K5073210352	WASHER, SPHC 3.2-10-35	2		
1 - 34	K0042050152	SCREW, + ROUND HEAD M5-15	2		
1 - 35	K0200050002	WASHER, SPRING M5	2		
1 - 36	K5000050002	WASHER, M5	2		
1 - 37	K4039000130	RUBBER, TK-3220	2		
1 - 38	LM2700-0608BD	RECEIVER, SEAT	1		
1 - 39	K3622000210	CONNECTOR, MALE CA104	1		
1 - 40	K3622000220	SLEEVE, INSULATED FOR CONNECTOR CA104	1		
1 - 41	K3622000230	CONNECTOR, FEMALE CB104	1		
1 - 42	K3622000240	SLEEVE, INSULATED FOR CONNECTOR CB104	1		
1 - 43	K4205001580	DECAL, CAUTION TO INJURE	1		
1 - 44	K0000100252	BOLT, M10-25	1		
1 - 45	K1700000390	SEAT Ass'y	1		

2. Frame section B

GM2810

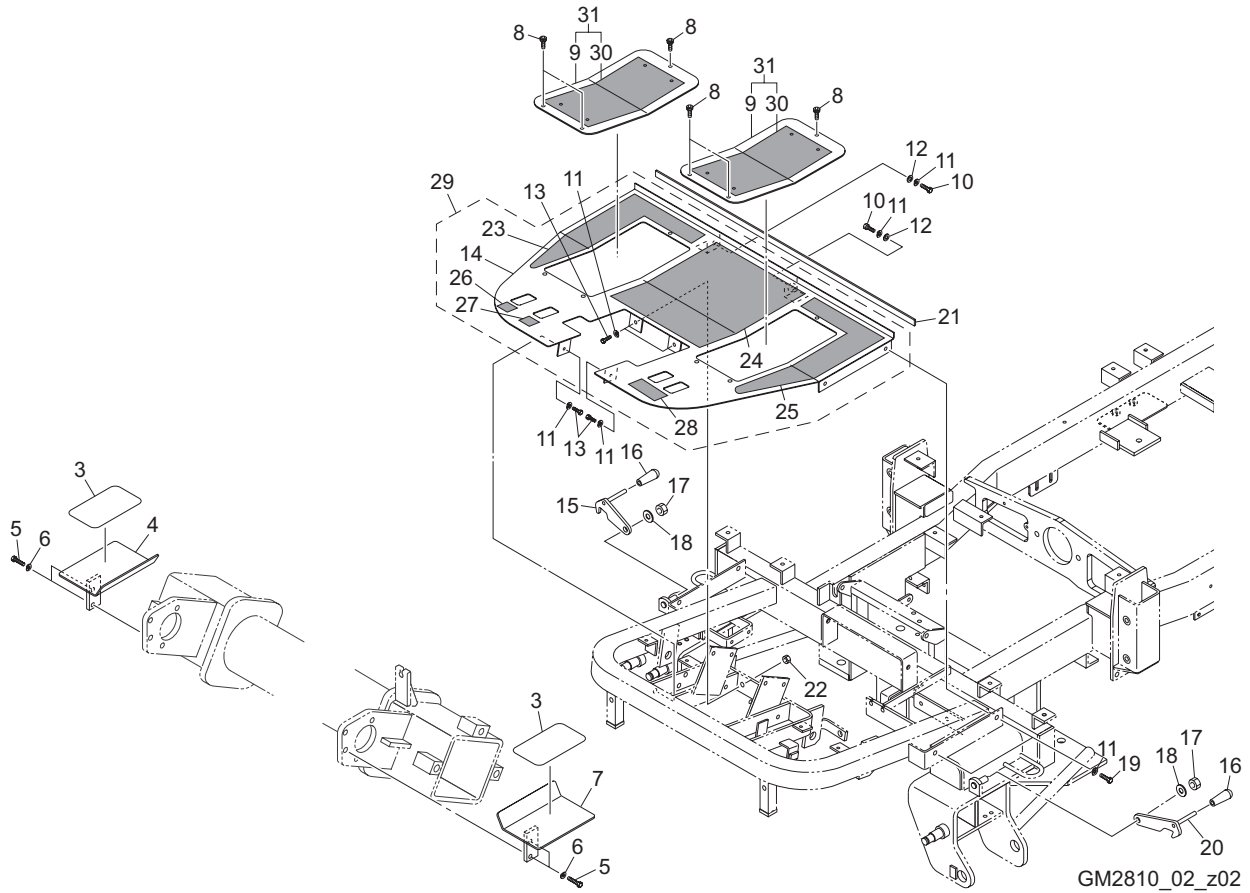


GM2810_02_z02

Cat No.	Code No.	Part name	Qty	Remark	SN of application
2 - 1					
2 - 2					
2 - 3	K4400000030	SHEET, NONSLIP FOR PEDAL 100170	2		
2 - 4	GM2800-0624ZD	STEP, (R)	1		
2 - 5	K0000120302	BOLT, M12-30	4		
2 - 6	K0200120002	WASHER, SPRING M12	4		
2 - 7	GM2800-0623ZD	STEP, (L)	1		
2 - 8	K0062080122	BOLT, BUTTON HEAD WITH HEX. HOLE M8-12	6		
2 - 9	LM2700-0621AD	COVER, STEP	2		
2 - 10	K0000080252	BOLT, M8-25	2		
2 - 11	K0200080002	WASHER, SPRING M8	10		
2 - 12	K5000080002	WASHER, M8	2		
2 - 13	K0000080202	BOLT, M8-20	4		
2 - 14	LM2700-0620BD	STEP	1		
2 - 15	GM2800-0621AD	LEVER, LOCKING #4	1		
2 - 16	K1300000110	GRIP, RUBBER YELLOW 9-22	2		
2 - 17	K0145140002	NUT, WITH F-RING, P1.5 M14	2		
2 - 18	K0210140002	SPRING, CONICAL DISC L M14	2		
2 - 19	K0000080152	BOLT, M8-15	4		
2 - 20	GM2800-0622AD	LEVER, LOCKING #5	1		
2 - 21	K3198608900	TRIM, SEAL 6100-16A-890	1		
2 - 22	K0100080002	NUT, M8	2		
2 - 23	K4400000070	SHEET, NONSLIP RIGHT	1		
2 - 24	K4400000100	SHEET, NONSLIP CENTER	1		
2 - 25	K4400000060	SHEET, NONSLIP LEFT	1		
2 - 26	K4203001440	DECAL, BACKWARD	1		
2 - 27	K4203001430	DECAL FORWARD	1		
2 - 28	K4203001450	DECAL, BRAKE	1		
2 - 29	LM2700-0640Z0	STEP COMP	1		
2 - 30	K4400000080	SHEET, NONSLIP 346186	2		

2. Frame section B

GM2810

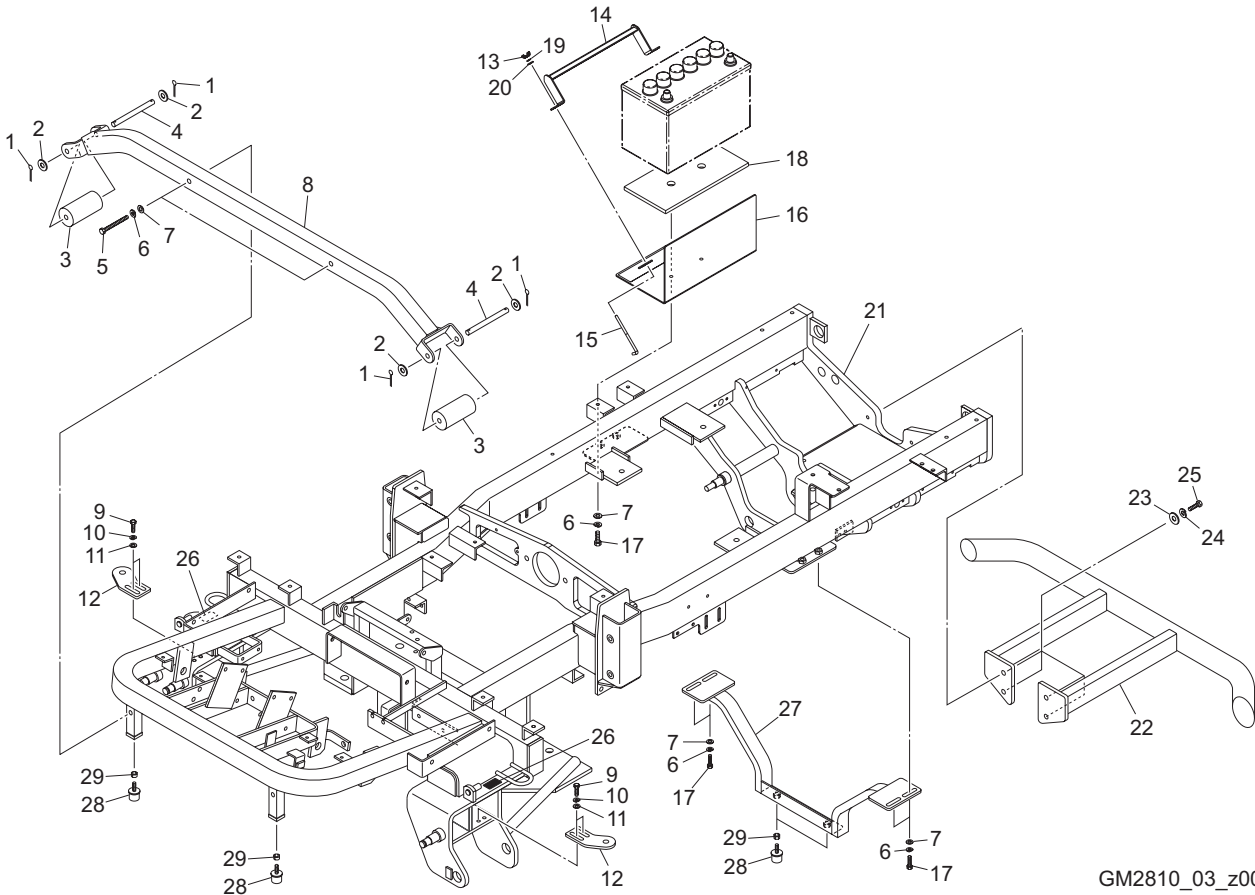


GM2810_02_z02

Cat No.	Code No.	Part name	Qty	Remark	SN of application
2 - 31	LM2700-0641Z0	COVER COMP, STEP	2		

3. Frame section C

GM2810

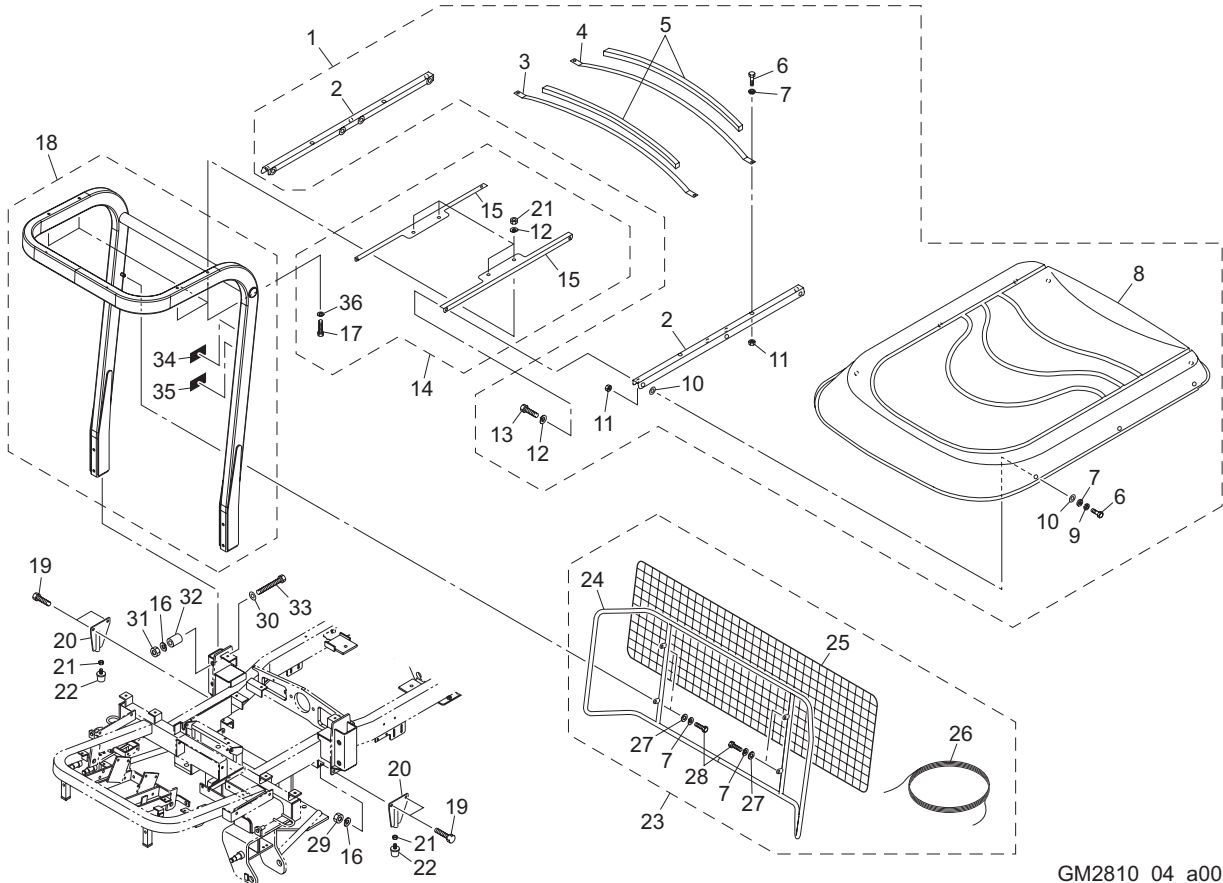


GM2810_03_z00

Cat No.	Code No.	Part name	Qty	Remark	SN of application
3 - 1	K0300032222	PIN, COTTER M3.2-22	4		
3 - 2	K5000140002	WASHER, M14	4		
3 - 3	GM2800-0628Z0	RUBBER, ROLLER 120	2		
3 - 4	GM2800-0629Z2	SHAFT, ROLLER 155	2		
3 - 5	K0000101002	BOLT, M10-100	2		
3 - 6	K0200100002	WASHER, SPRING M10	10		
3 - 7	K5000100002	WASHER, M10	10		
3 - 8	GM2800-0614ZD	GUIDE, ARM	1		
3 - 9	K0000080202	BOLT, M8-20	4		
3 - 10	K0200080002	WASHER, SPRING M8	4		
3 - 11	K5000080002	WASHER, M8	4		
3 - 12	LM2700-0625ZD	BRACKET, SWITCH	2		
3 - 13	K0141060002	NUT, WING M6-3	2		
3 - 14	GM2810-0603ZD	CLAMP, BATTERY	1		
3 - 15	M6171000312	ROD, W/ M6	2		
3 - 16	GM2810-0602ZD	BASE, BATTERY	1		
3 - 17	K0000100202	BOLT, M10-20	6		
3 - 18	K4035000140	RUBBER, VIBRATION PROOF FOR BATTERY	1		
3 - 19	K0200060002	WASHER, SPRING M6	2		
3 - 20	K5012306162	WASHER, SPCC 2.3-6-16	2		
3 - 21	GM2810-0601CD	FRAME	1		
3 - 22	GM2800-0617ZD	BUMPER	1		
3 - 23	K5000120002	WASHER, M12	4		
3 - 24	K0200120002	WASHER, SPRING M12	4		
3 - 25	K0010120302	BOLT, HT P1.75 M12-30	4		
3 - 26	K4205001900	DECAL, CAUTION ARM LOCK	2		
3 - 27	GM2800-0620ZD	STOPPER, REAR DECK	1		
3 - 28	K4049050000	STOPPER, RUBBER KI-50	4		
3 - 29	K0100100002	NUT, M10	4		

4. Frame section D

GM2810

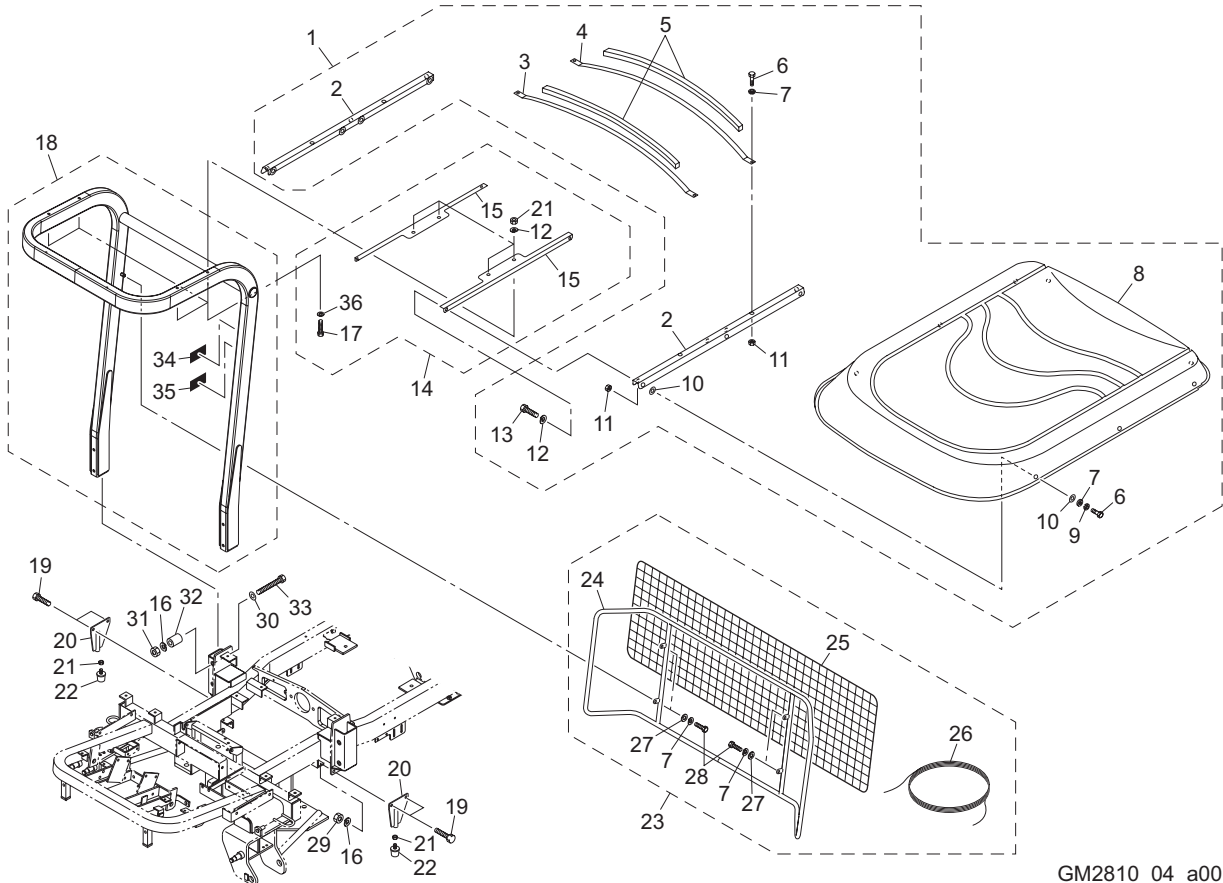


GM2810_04_a00

Cat No.	Code No.	Part name	Qty	Remark	SN of application
4 - 1	K9120000030	ROOF ASSY	1		
4 - 2	K190000011D	SUPPORT, HOOD	2		
4 - 3	K190000010D	ARCH, B	1		
4 - 4	K190000009D	ARCH, A	1		
4 - 5	K1900000120	SPONGE, URETHANE 20-20840	2		
4 - 6	K0000080202	BOLT, M8-20	10		
4 - 7	K0200080002	WASHER, SPRING M8	14		
4 - 8	K1900000080	ROOF	1		
4 - 9	K5012308322	WASHER, SPCC 2.3-8-32	6		
4 - 10	K1900000130	RUBBER, FOR ROOF	8		
4 - 11	K0100080002	NUT, M8	4		
4 - 12	K0200100002	WASHER, SPRING M10	4		
4 - 13	K0000100202	BOLT, M10-20	4		
4a - 14	K9120000050	BRACKET SET, FOR AWNING FRAME	1		
4a - 15	K520500040D	PLATE, FOR FIXING ROOF	2		
4 - 16	K0200120002	WASHER, SPRING M12	12		
4a - 17	K0000101002	BOLT, M10-100	4		
4a - 18	GM2810-1304ZD	ROPS ASSY	1		
4 - 19	K0000120302	BOLT, M12-30	4		
4 - 20	GM2810-0604ZD	STOPPER	2		
4 - 21	K0100100002	NUT, M10	2		
4 - 22	K4049050000	STOPPER, RUBBER KI-50	2		
4 - 23	K8990000040	NET ASSY, PROTECTION	1		
4 - 24	K789900128D	FRAME, FOR BALL PROOF NET	1		
4 - 25	K4130000020	NET, PROTECTION 550*1375 S	1		
4 - 26	K4140000020	ROPE, 2-6700 S	2		
4 - 27	K5000080002	WASHER, M8	4		
4 - 28	K0000080152	BOLT, M8-15	4		
4 - 29	K0100120002	NUT, M12	4		
4 - 30	K5000120002	WASHER, M12	4		

4. Frame section D

GM2810

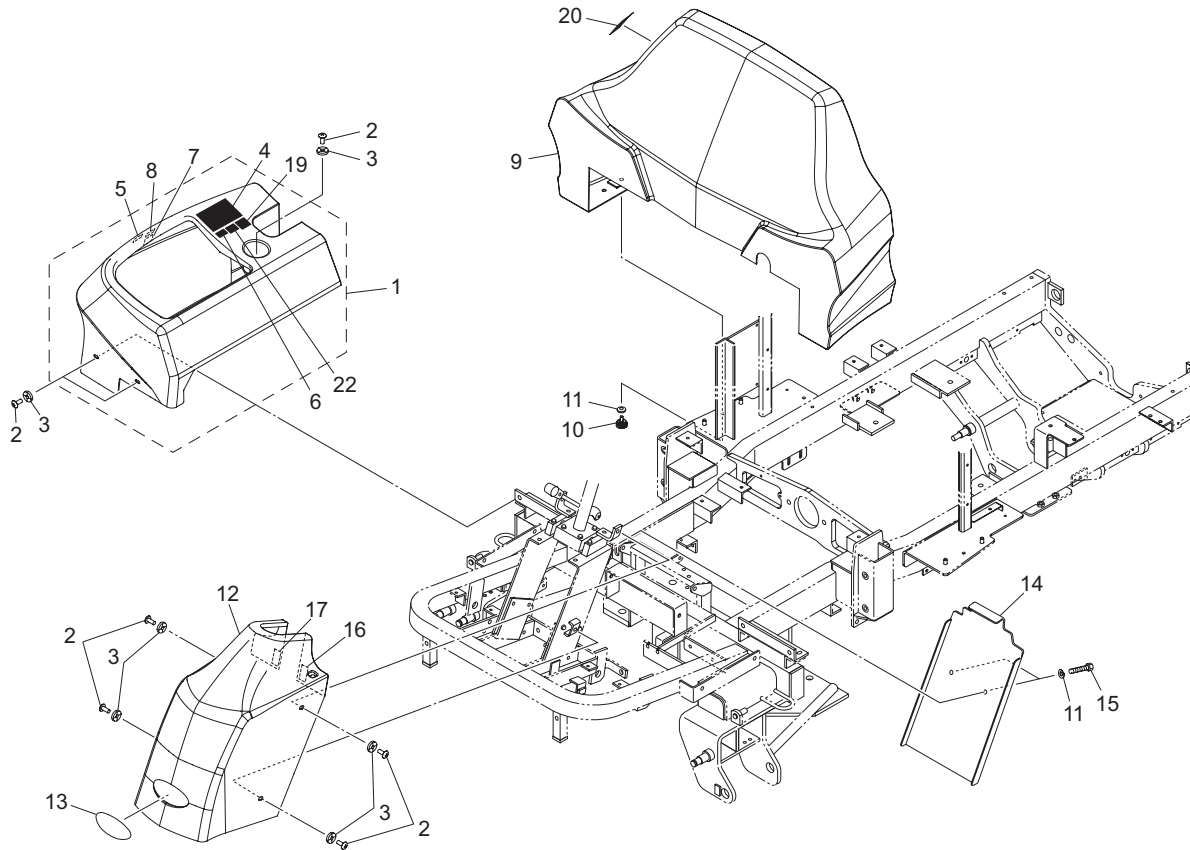


GM2810_04_a00

Cat No.	Code No.	Part name	Qty	Remark	SN of application
4 - 31	K0153121011	NUT, HT M12-1 SCM435H	4		
4 - 32	GM2810-1302ZD	COLLAR, SECURING	4		
4 - 33	K0013121102	BOLT, HT M12-110	4		
4a - 34	K4209001500	DECAL, ROPS COMPLIANCE	1		
4a - 35	K4205001710	DECAL, CAUTION TO ROPS	1		
4a - 36	K5000100002	WASHER, M10	4		

5. Cover section A

GM2810

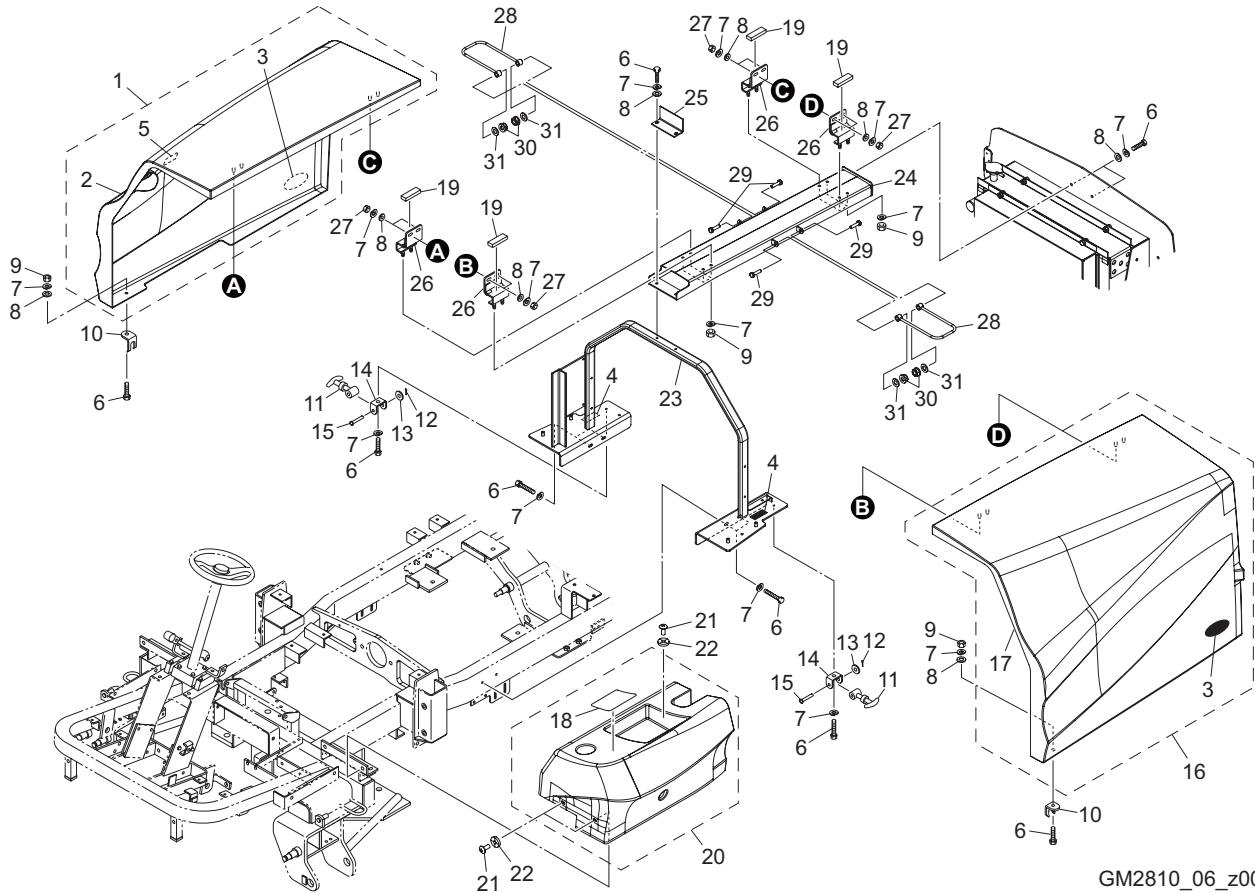


GM2810_05_a01

Cat No.	Code No.	Part name	Qty	Remark	SN of application
5a - 1	GM2810-1601Z0	COVER COMP, TANK	1		
5 - 2	K0056080200	SCREW, SUS + TRUSS M8-20	7		
5 - 3	K4031000070	RUBBER, VIBRATION PROOF 5-825	7		
5 - 4	K4205001630	DECAL, START/STOP	1		
5 - 5	K4205001940	DECAL, CAUTION FIRE	1		
5 - 6	K4205001950	DECAL, CAUTION EXHAUST GAS	1		
5 - 7	K4209001000	DECAL, DIESEL FUEL REFUELING HOLE	1		
5 - 8	K4209001530	DECAL, INDICATING DIESEL FUEL	1		
5 - 9	GM2810-0908Z0	COVER, CENTER	1		
5 - 10	K1320000250	KNOB, DIMPLE M8-16	2		
5 - 11	K0210080002	SPRING, CONICAL DISC L M8	4		
5 - 12	GM2810-0905Z0	COVER, FRONT	1		
5 - 13	K4201000570	STICKER, BARONESS	1		
5 - 14	LM2700-0951ZD	COVER, FRONT (REAR)	1		
5 - 15	K0000080152	BOLT, M8-15	2		
5 - 16	K4203001340	STICKER, PARKING BRAKE	1		
5 - 17	K4203001350	STICKER, TILT STEERING	1		
5 - 18					
5a - 19	K4209000720	DECAL, NOISE LEVEL LWA 105	1		
5a - 20	□4209001540	DECAL, MAINTENANCE	1		
5a - 21					
5a - 22	K4205002090	DECAL, CAUTION TO NOISE	1		

6. Cover section B

GM2810

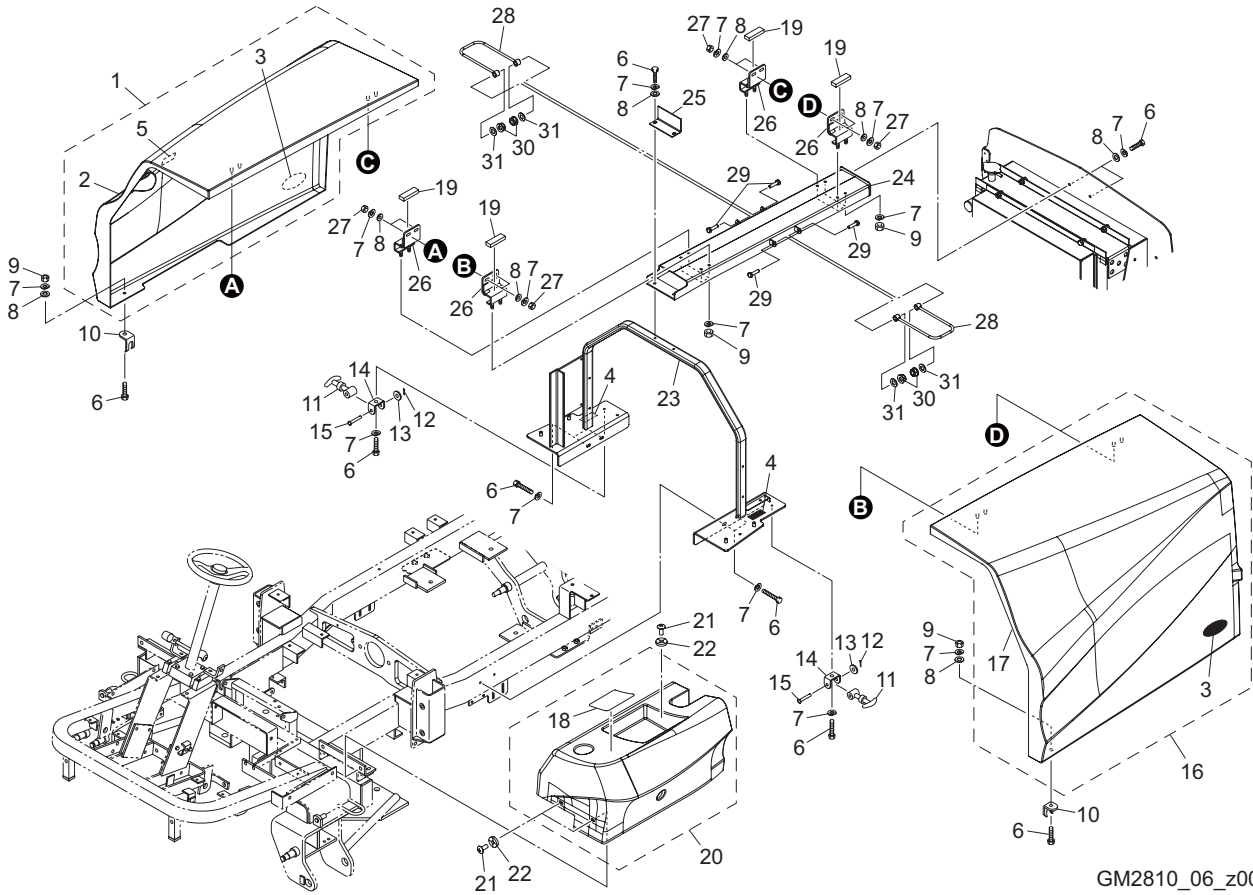


GM2810_06_z00

Cat No.	Code No.	Part name	Qty	Remark	SN of application
6 - 1	GM2810-3903Z0	COVER COMP, SIDE (RIGHT)	1		
6 - 2	GM2810-0911Z0	COVER, SIDE R	1		
6 - 3	GM2810-0923Z0	DECAL, GM2810 (RIGHT)	2		
6 - 4	K4205001930	DECAL, CAUTION TO INJURE	2		
6 - 5	K4205001920	DECAL, CAUTION TO HOT PARTS	1		
6 - 6	K0000080202	BOLT, M8-20	12		
6 - 7	K0200080002	WASHER, SPRING M8	28		
6 - 8	K5000080002	WASHER, M8	14		
6 - 9	K0100080002	NUT, M8	10		
6 - 10	K5270002352	RECEIVER, RUBBER HOOK	2		
6 - 11	K1520000090	HOOK, RUBBER SMALL	2		
6 - 12	K0300016202	PIN, COTTER M1.6-20	2		
6 - 13	K5000060002	WASHER, M6	2		
6 - 14	K5200000102	BRACKET, RUBBER HOOK	2		
6 - 15	K6030060352	PIN, FLAT HEAD M6-35	2		
6 - 16	GM2810-3904Z0	COVER COMP, SIDE (LEFT)	1		
6 - 17	GM2810-0914Z0	COVER, SIDE L	1		
6a - 18	K4204000140	STICKER, CHART OF CUTTING HEIGHT	1		
6 - 19	K4428000120	RUBBER, URETHAN 5-15-80	4		
6 - 20	GM2810-3902Z0	COVER COMP, TANK (LEFT)	1		
6 - 21	K0056080200	SCREW, SUS + TRUSS M8-20	3		
6 - 22	K4031000070	RUBBER, VIBRATION PROOF 5-825	3		
6 - 23	GM2810-0901ZD	FRAME, COVER	1		
6 - 24	GM2810-0922ZD	MOUNT, COVER	1		
6 - 25	GM2800-0930ZD	RETAINER, COVER	1		
6 - 26	GM2800-0920Z0	HINGE ASSY	4		
6 - 27	K0144080002	NUT, WITH F-RING, M8	8		
6 - 28	GM1500-0932B2	STAY, FOR HOOD	2		
6 - 29	K0000100402	BOLT, M10-40	4		
6 - 30	K0144100002	NUT, WITH F-RING, M10	4		

6. Cover section B

GM2810

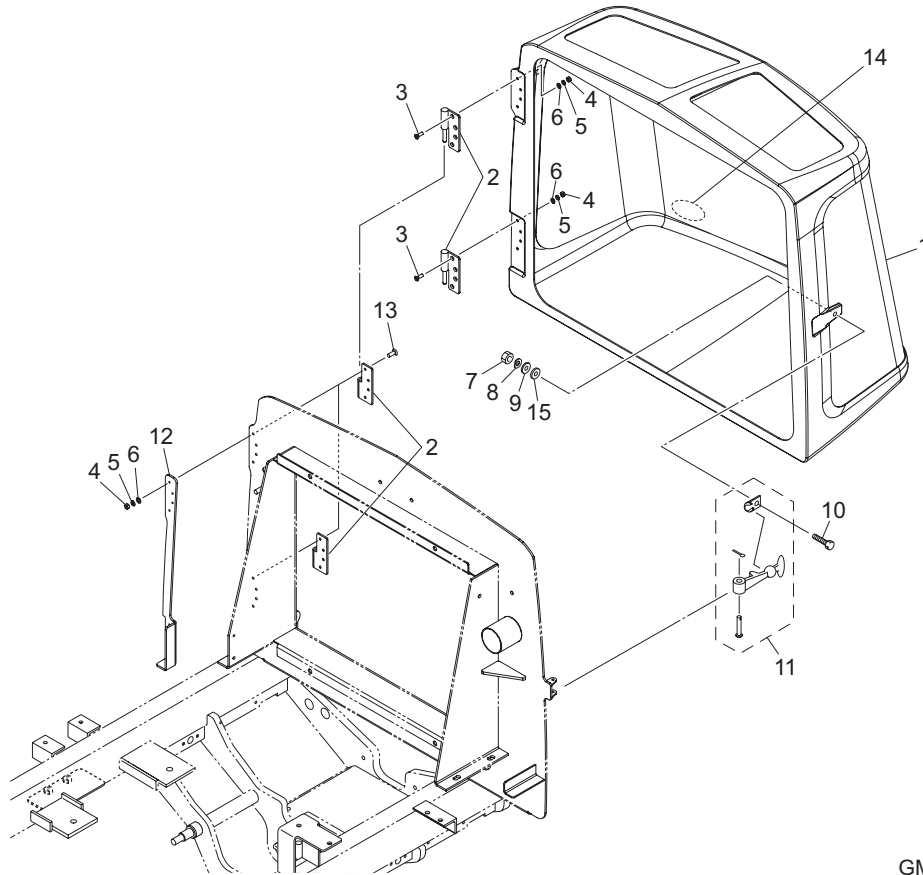


GM2810_06_z00

Cat No.	Code No.	Part name	Qty	Remark	SN of application
6 - 31	K5000100002	WASHER, M10	4		

7. Cover section C

GM2810

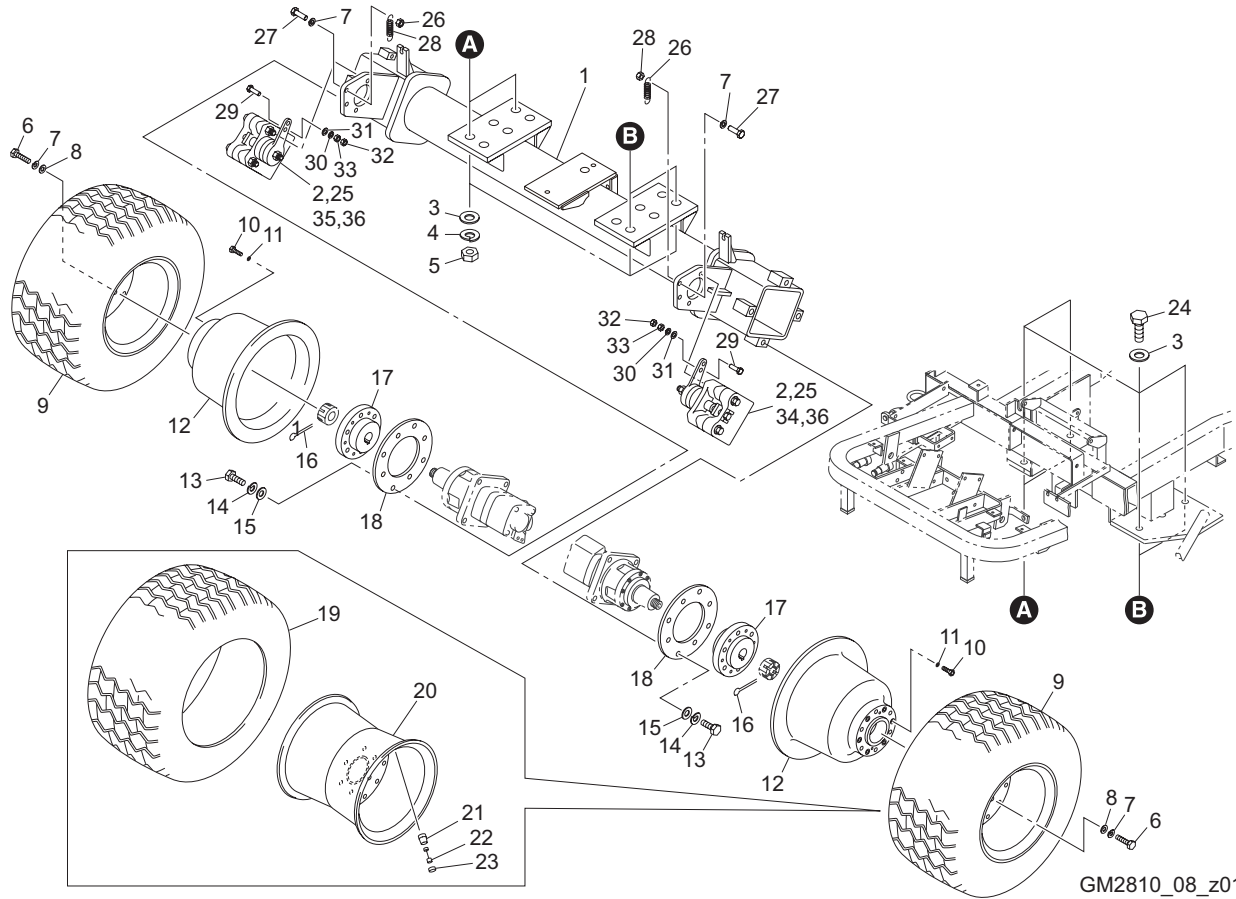


GM2810_07_z01

Cat No.	Code No.	Part name	Qty	Remark	SN of application
7 - 1	GM2810-3905Z0	COVER COMP, RADIATOR	1		
7 - 2	K4521000030	HINGE, B-1065-11-R	2		
7 - 3	K0041050162	SCREW, + FLAT HEAD M5-16	8		
7 - 4	K0100050002	NUT, M5	16		
7 - 5	K0200050002	WASHER, SPRING M5	16		
7 - 6	K5000050002	WASHER, M5	16		
7 - 7	K0100060002	NUT, M6	1		
7 - 8	K0200060002	WASHER, SPRING M6	1		
7 - 9	K5011606202	WASHER, SPCC 1.6-6-20	1		
7 - 10	K0000060252	BOLT, M6-25	1		
7 - 11	K1520000030	HOOK ASSY, RUBBER	1		
7 - 12	GM2810-0503ZD	PLATE, MOUNTING COVER	1		
7 - 13	K0041050122	SCREW, + FLAT HEAD M5-12	8		
7 - 14	K4201000570	STICKER, BARONESS	1		
7 - 15	K4030306200	RUBBER, WASHER 3-6.5-20	1		

8. Front wheel section

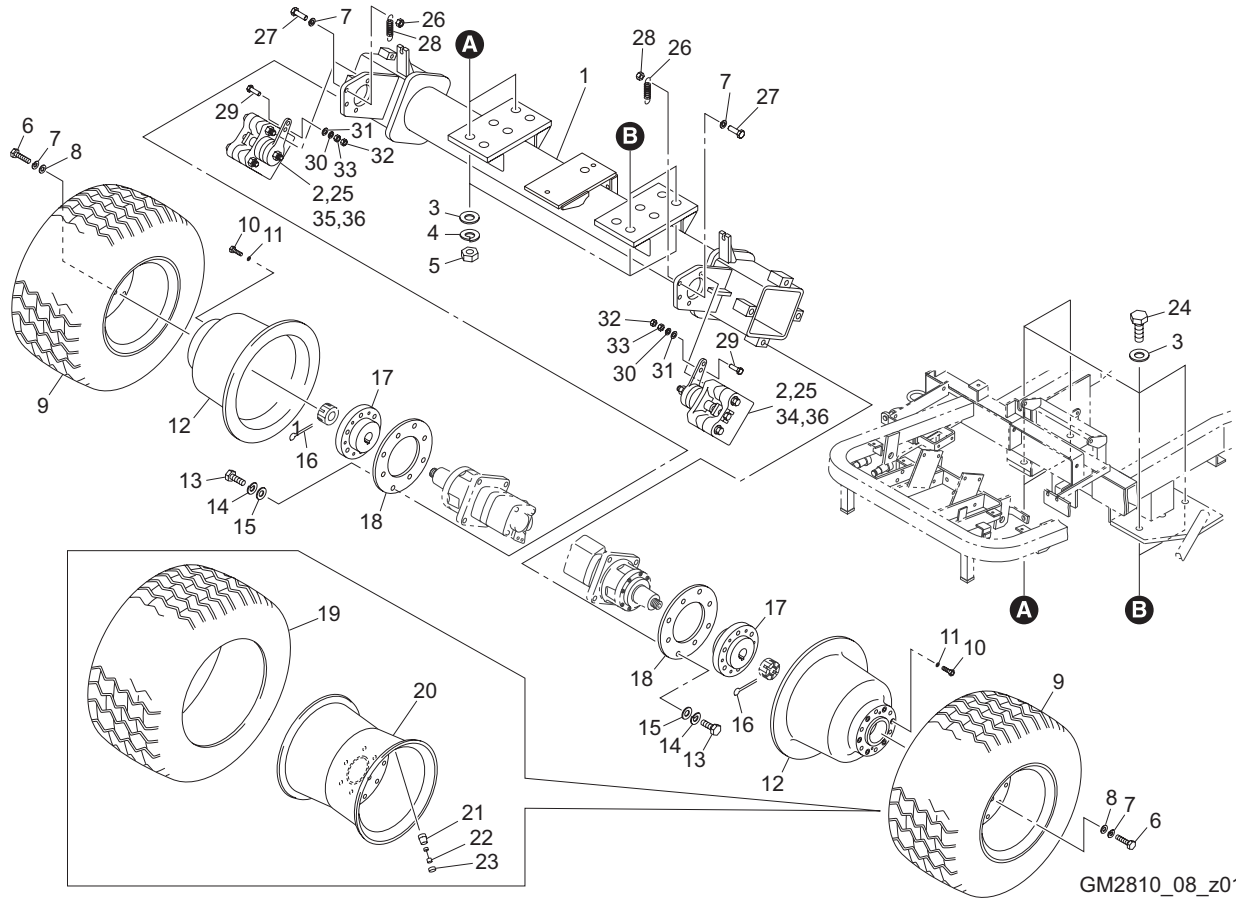
GM2810



Cat No.	Code No.	Part name	Qty	Remark	SN of application
8 - 1	LM2700-0308ZD	AXLE, FRONT	1		
8 - 2	K1720000190	BRAKE ASSY, RT	2		-10095
8 - 3	K5000200002	WASHER, M20	8		
8 - 4	K0200200002	WASHER, SPRING M20	4		
8 - 5	K0152200002	NUT, NYLON P1.5 M20	4		
8 - 6	K0014120652	BOLT, HT P1.5 M12-65	12		
8 - 7	K0200120002	WASHER, SPRING M12	12		
8 - 8	K5000120002	WASHER, M12	12		
8 - 9	K2040000830	TIRE ASSY, 29*14.00-15TL	2		
8 - 10	K0024080401	BOLT, WITH HEX. HOLE M8-40	12		
8 - 11	K0215080002	WASHER, DISK SPRING H M8-2	12		
8 - 12	LM2700-0305ZD	DISK, BRAKE	2		
8 - 13	K0014160402	BOLT, HT P1.5 M16-40	8		
8 - 14	K0200160002	WASHER, SPRING M16	8		
8 - 15	K5000160002	WASHER, M16	8		
8 - 16	K0300040502	PIN, COTTER M4-50	2		
8 - 17	LM2700-0306ZD	MOUNT, WHEEL	2		
8 - 18	LM2700-0307Z2	PLATE, MOUNTING MOTOR	2		
8 - 19	K2041000400	TIRE, 29*14.00-15UL	2		
8 - 20	K209000083D	WHEEL, 15*13LT	2		
8 - 21	K2097000010	VALVE, RIM TR413	2		
8 - 22	K2092000010	CORE, VALVE NO.8000	2		
8 - 23	K2093000010	CAP, VALVE	2		
8 - 24	K0015200702	BOLT, HT P1.5 M20-70	4		
8 - 25	Y328-2845	PAD KIT, FOR RT BRAKE	2		-10095
8 - 26	K1020000218	SPRING, W/ROUND HOOK M1.6-18.2-65.6	2		
8 - 27	K0000120602	BOLT, M12-60	2		
8 - 28	K0144120002	NUT, W/F-RING M12	2		
8 - 29	K0000080302	BOLT, M8-30	2		
8 - 30	K0200080002	WASHER, SPRING M8	2		

8. Front wheel section

GM2810

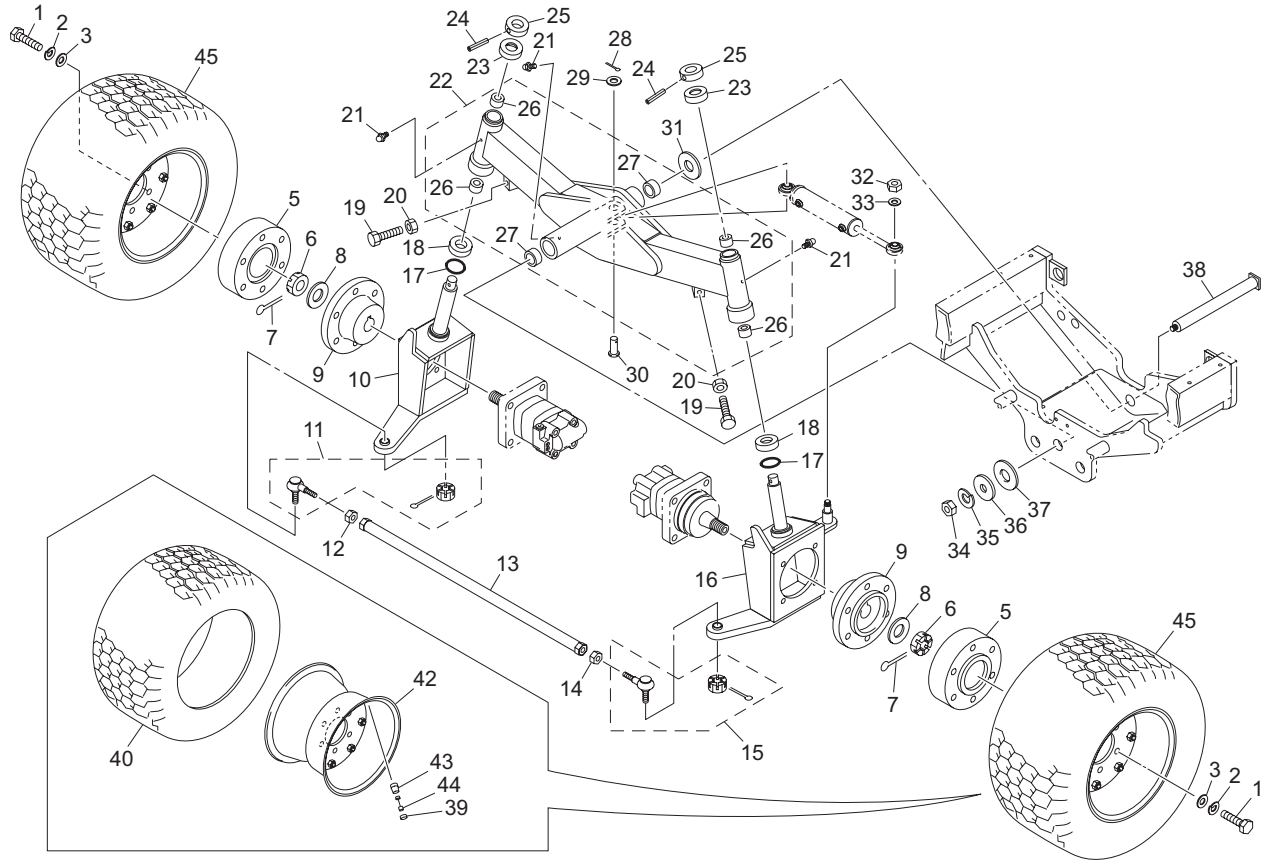


GM2810_08_z01

Cat No.	Code No.	Part name	Qty	Remark	SN of application
8 - 31	K5000080002	WASHER, M8	2		
8 - 32	K0144080002	NUT, W/F-RING M8	2		
8 - 33	K0100080002	NUT, M8	2		
8 - 34	K1720000260	BRAKE ASSY, CCW	1		10096-
8 - 35	K1720000270	BRAKE ASSY, CW	1		10096-
8 - 36	K1720000260-1	KIT, LINING 34835.39	2		10096-

9. Rear wheel section

GM2810

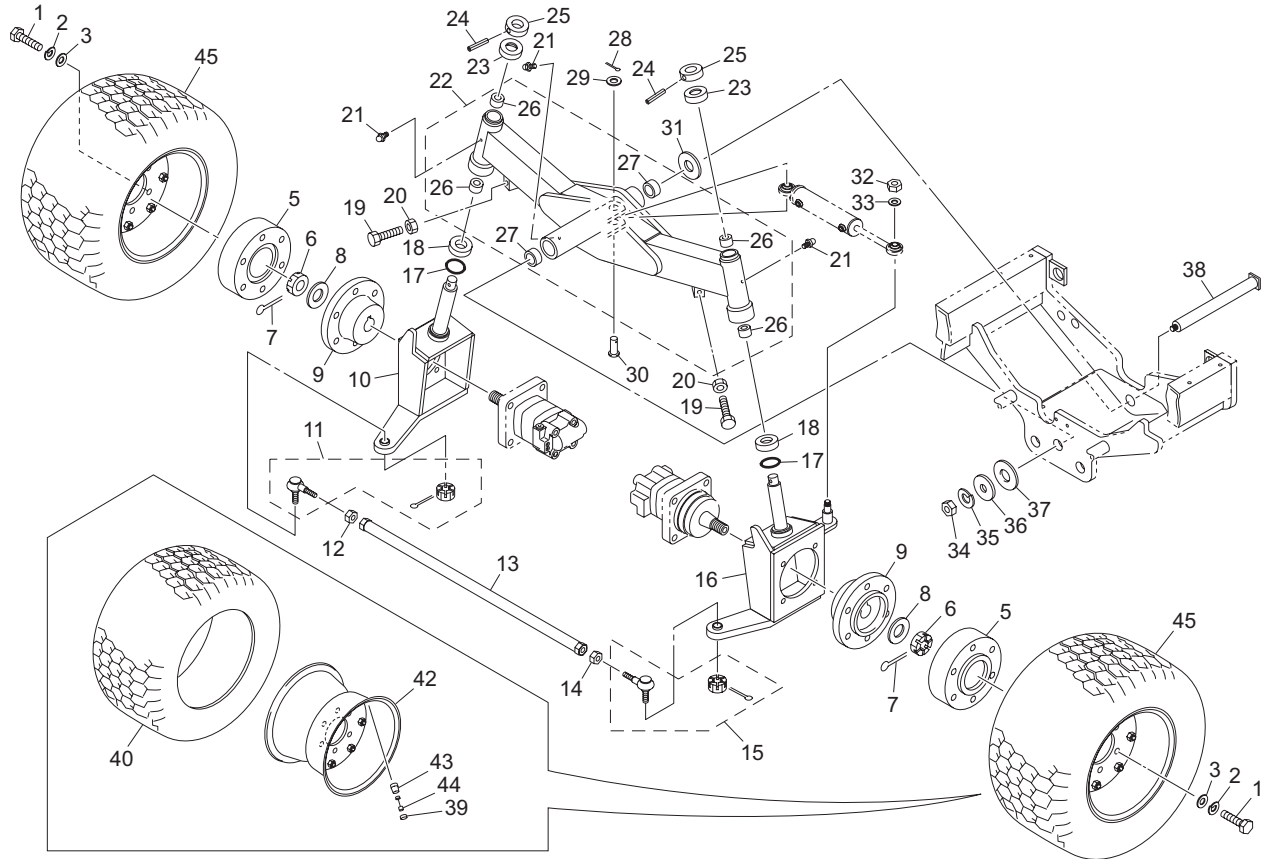


GM2810_09_a01

Cat No.	Code No.	Part name	Qty	Remark	SN of application
9 - 1	K0014120652	BOLT, HT P1.5 M12-65	12		
9 - 2	K0200120002	WASHER, SPRING M12	12		
9 - 3	K5000120002	WASHER, M12	12		
9a - 4					
9 - 5	LM2700-0310ZD	SPACER, REAR WHEEL	2		
9 - 6	K0138240002	NUT, HIGH SLOTTED P1.5 M24	2		
9 - 7	K0300050452	PIN, COTTER M5-45	2		
9 - 8	K5000240002	WASHER, M24	2		
9 - 9	GM1500A0240AD	MOUNT, FRONT WHEEL 90	2		
9 - 10	LM2700-0303AD	KINGPIN, (R)	1		
9 - 11	K1610000020	TIE-ROD END ASSY, MALE (R)	1		
9 - 12	K0160000192	NUT, SPECIAL P1.5 M17	1		
9 - 13	LM2700-0304ZD	ROD, TIE	1		
9 - 14	K0160000202	NUT, LEFT-HANDED SPECIAL P1.5 M17	1		
9 - 15	K1611000020	TIE-ROD END ASSY, LEFT-HANDED MALE (L)	1		
9 - 16	LM2700-0302AD	KINGPIN, (L)	1		
9 - 17	K0880048000	O-RING, P48	2		
9 - 18	K0640511070	BEARING, BALL THRUST 51107	2		
9 - 19	K0010120502	BOLT, HT M12-50	2		
9 - 20	K0159000052	NUT, SMALL M12	2		
9 - 21	K1440000010	GREASE NIPPLE, A TYPE	3		
9 - 22	GM2800-0302ZD	PIVOT	1		
9 - 23	K6204000383	CAP	2		
9 - 24	K0320080501	PIN, SPRING M8-50	2		
9 - 25	K6213000113	COLLAR, WITH HOLE M25-50-20	2		
9 - 26	K6000000500	BUSH, COPPER 22.3-26-20	4		
9 - 27	K6000000080	BUSH, COPPER 30-36-30	2		
9 - 28	K0300032402	PIN, COTTER M3.2-40	1		
9 - 29	K5012320402	WASHER, SPCC 2.3-20-40	1		
9 - 30	K6031200568	PIN, FLAT HEAD HT M20-56	1		

9. Rear wheel section

GM2810

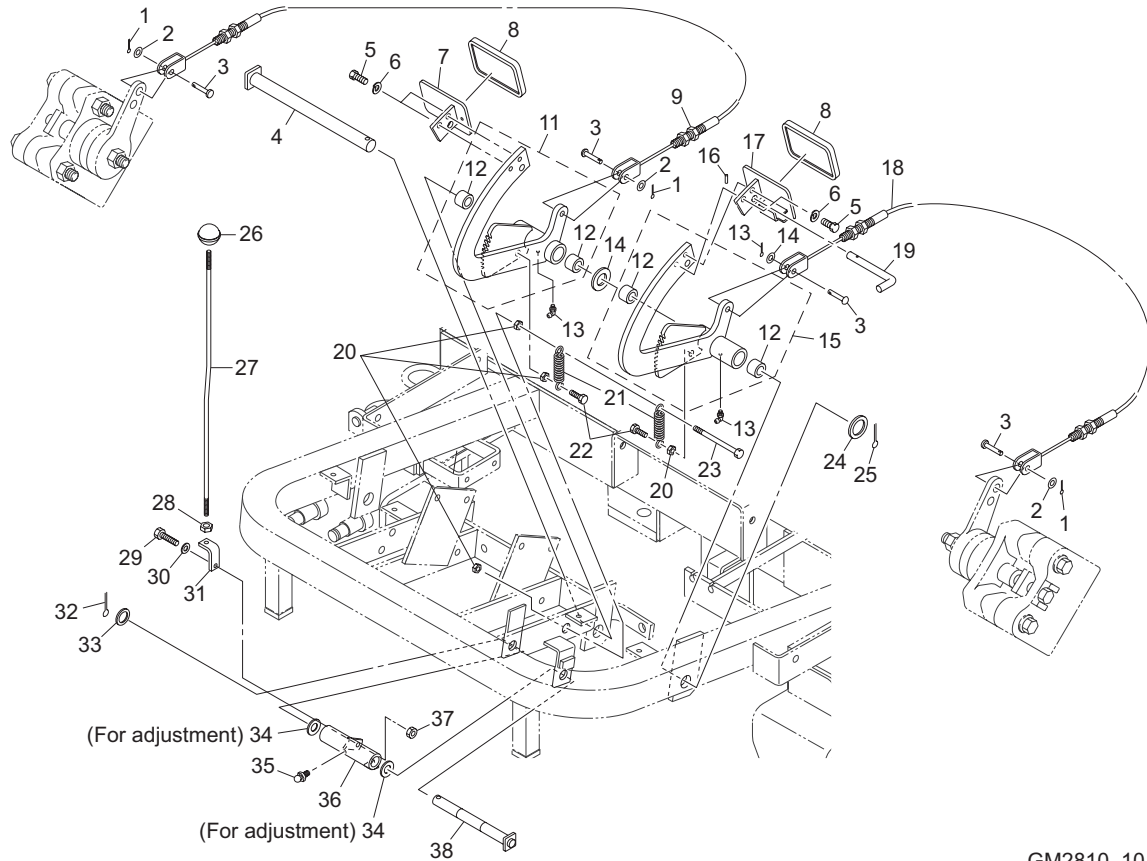


GM2810_09_a01

Cat No.	Code No.	Part name	Qty	Remark	SN of application
9 - 31	K5051030500	WASHER, C5191P 1-30-50	1		
9 - 32	K0145140002	NUT, WITH F-RING, P1.5 M14	1		
9 - 33	K0215140001	WASHER, DISK SPRING H M14-2	1		
9 - 34	K0100160002	NUT, M16	1		
9 - 35	K0200160002	WASHER, SPRING M16	1		
9 - 36	K5073216352	WASHER, SPHC 3.2-16-35	1		
9 - 37	K5011030422	WASHER, SPCC 1-30-42	1		
9 - 38	K7147000258	SHAFT, WITH M16 THREAD 30316	1		
9 - 39	K2093000010	CAP, VALVE	2		
9 - 40	K2041000390	TIRE, 20*12.0-10RS	2		
9a - 41					
9a - 42	K209000094D	WHEEL, 10*8.5	2		
9a - 43	K2097000010	VALVE, RIM TR413	2		
9a - 44	K2097000010	CORE, VALVE NO.8000	2		
9a - 45	K2040000910	TIRE ASSY, 20*12.00-10	2		

10. Brake section

GM2810

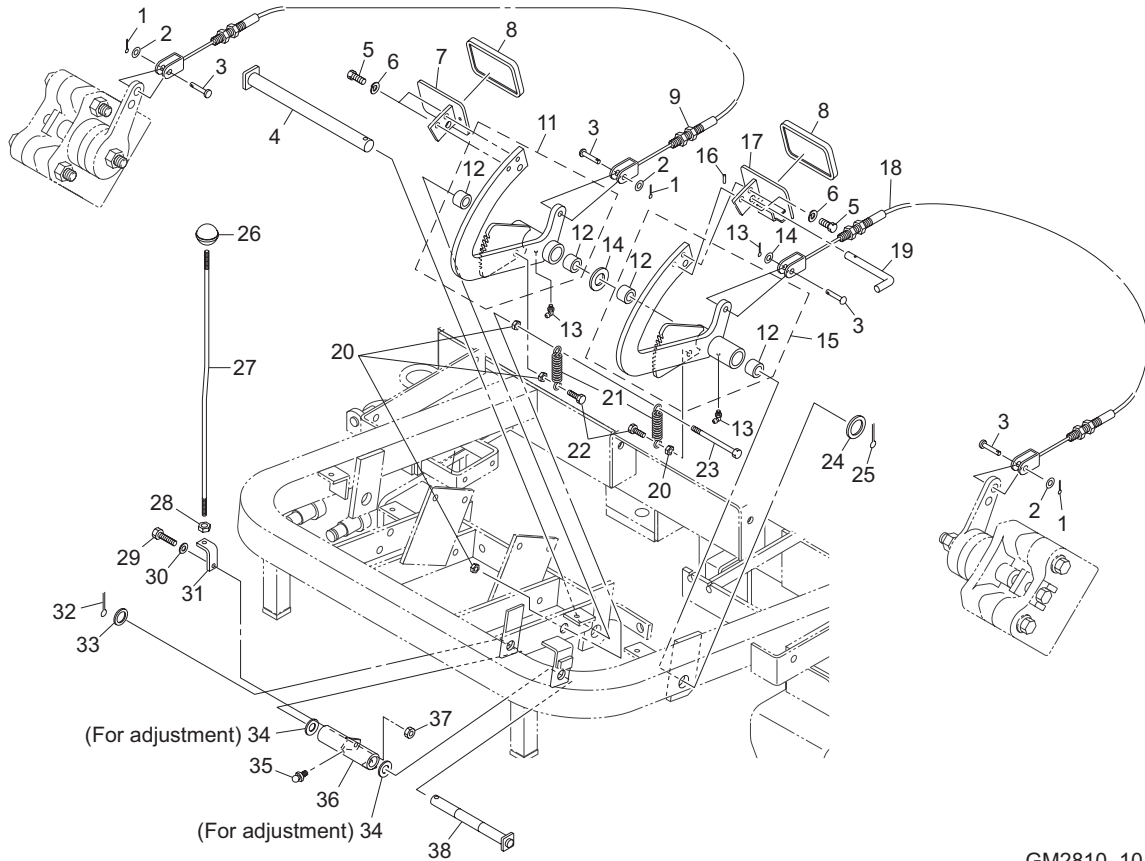


GM2810_10_z00

Cat No.	Code No.	Part name	Qty	Remark	SN of application
10 - 1	K0300020202	PIN, COTTER M2-20	4		
10 - 2	K5000080002	WASHER, M8	4		
10 - 3	K6031080222	PIN, FLAT HEAD HT M8-22	4		
10 - 4	LM2700-0411Z2	SHAFT, PEDAL	1		
10 - 5	K0000080202	BOLT, M8-20	4		
10 - 6	K0200080002	WASHER, SPRING M8	4		
10 - 7	GM2800-0403AD	PEDAL (R)	1		
10 - 8	K4050000050	RUBBER, FOR PEDAL 70100	2		
10 - 9	K1120238000	WIRE, BRAKE 2380	1		
10 - 10					
10 - 11	GM2800-0401ZD	PEDAL, BRAKE (R)	1		
10 - 12	K6000000280	BUSH, 20-24-20	4		
10 - 13	K1440000020	GREASE NIPPLE, C	2		
10 - 14	K5051020320	WASHER, C5191P 1-20-32	2		
10 - 15	GM2800-0402ZD	PEDAL, BRAKE (L)	1		
10 - 16	K0320030251	PIN, SPRING M3-25	1		
10 - 17	GM2800-0404AD	PEDAL (L)	1		
10 - 18	K1120205500	WIRE, BRAKE 2055	1		
10 - 19	GM2800-0405Z2	LEVER, PEDAL	1		
10 - 20	K0100100002	NUT, M10	4		
10 - 21	K1020000088	SPRING, WITH ROUND HOOK M2.3-17-78	2		
10 - 22	K0000100202	BOLT, M10-20	2		
10 - 23	K0013101202	BOLT, HT M10-120	1		
10 - 24	K5012320402	WASHER, SPCC 2.3-20-40	1		
10 - 25	K0300032402	PIN, COTTER M3.2-40	1		
10 - 26	K1301000050	GRIP, PLASTIC LEVER	1		
10 - 27	LM2700-0407Z2	SHAFT, LOCKING	1		
10 - 28	K0100080002	NUT, M8	1		
10 - 29	K0000060202	BOLT, M6-20	1		
10 - 30	K5000060002	WASHER, M6	1		

10. Brake section

GM2810

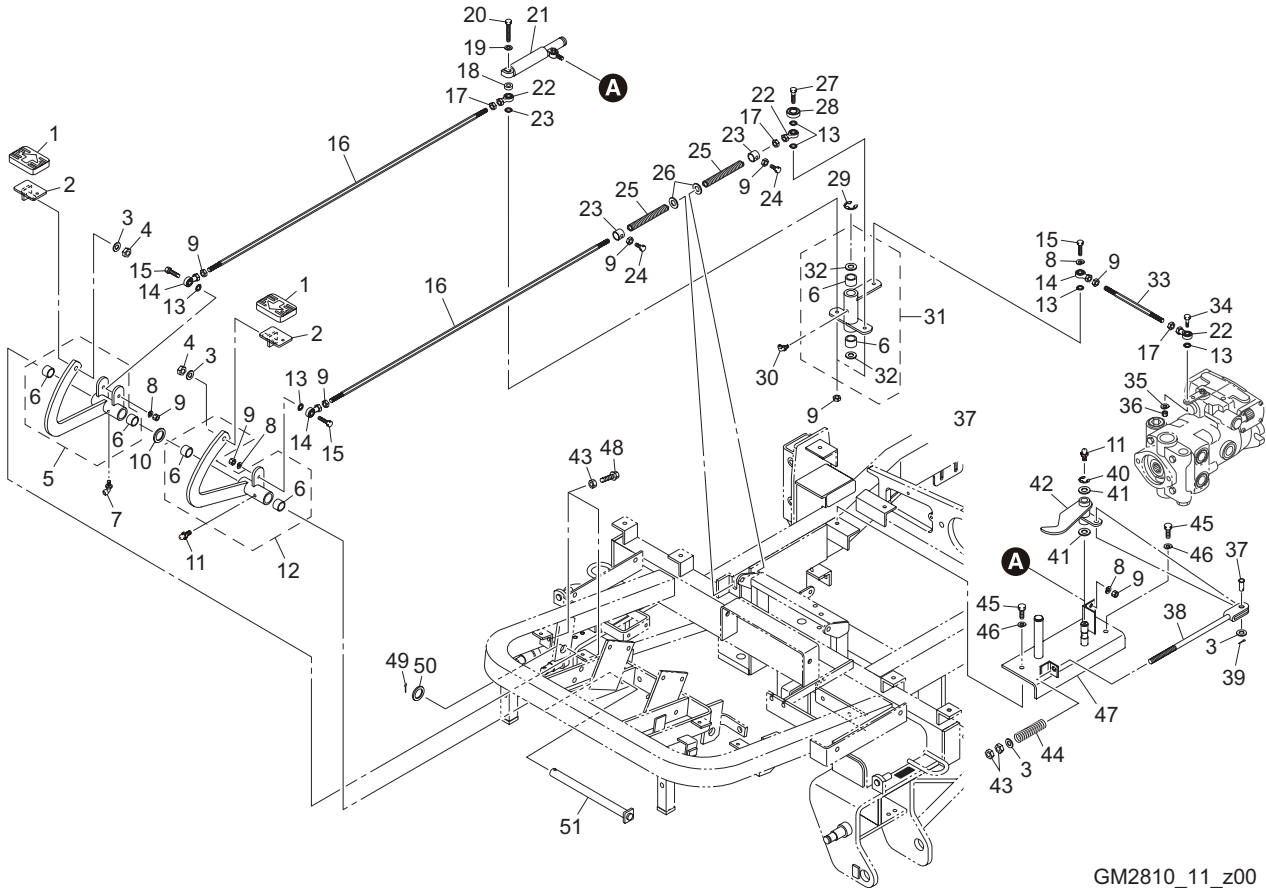


GM2810_10_z00

Cat No.	Code No.	Part name	Qty	Remark	SN of application
10 - 31	LM2700-0406ZD	ANGLE, LOCK SHAFT	1		
10 - 32	K0300032252	PIN, COTTER M3.2-25	1		
10 - 33	K5012316282	WASHER, SPCC 2.3-16-28	1		
10 - 34	K5011016222	WASHER, SPCC 1-16-22	1-2	for adjustment	
10 - 35	K1440000010	GREASE NIPPLE, A TYPE	1		
10 - 36	LM2700-0404ZD	MOUNT, BRAKE SHAFT	1		
10 - 37	K0144060002	NUT, WITH F-RING, M6	1		
10 - 38	LM2700-0410Z2	SHAFT, BRAKE	1		

11. Forward/Backward pedal section

GM2810

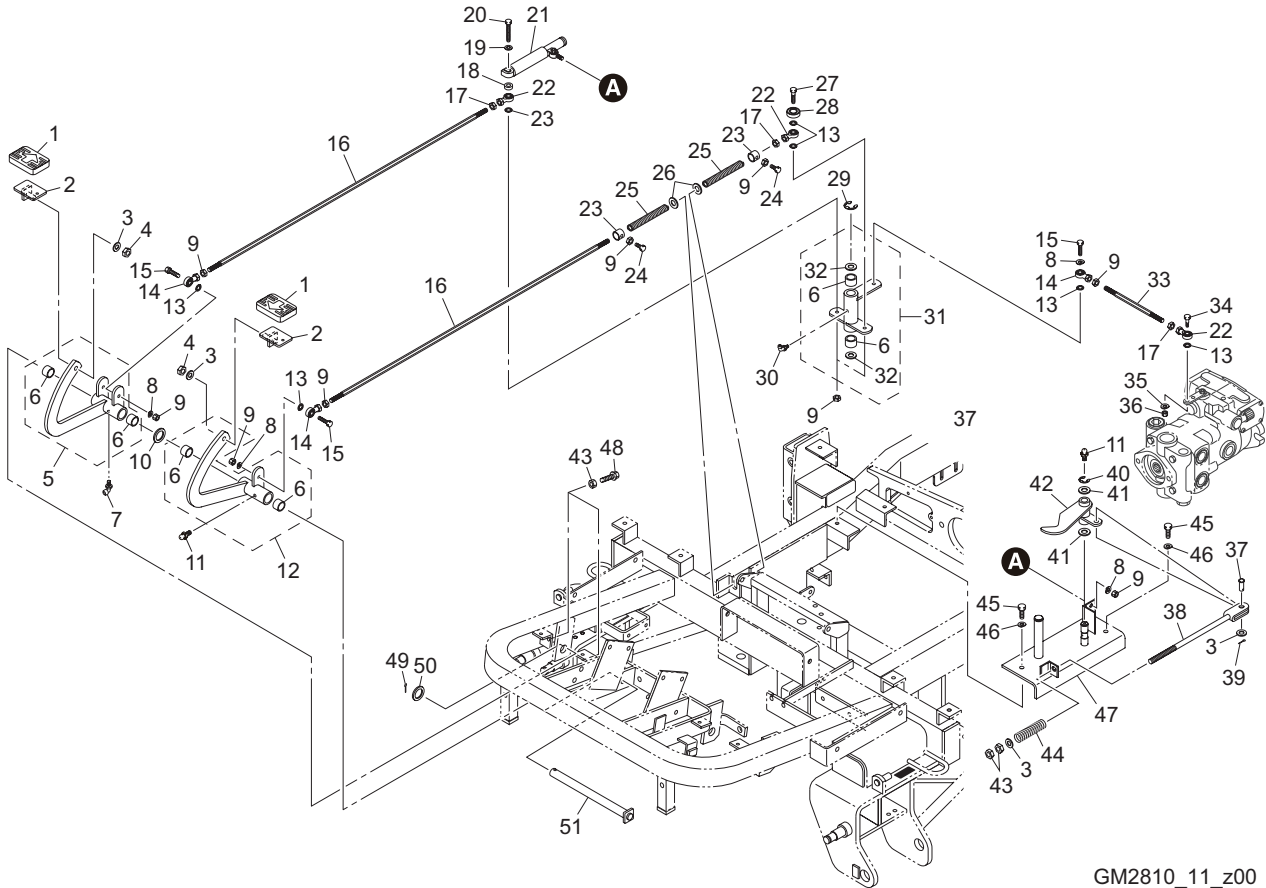


GM2810_11_z00

Cat No.	Code No.	Part name	Qty	Remark	SN of application
11 - 1	LM2700-0420Z0	RUBBER, PEDAL 5575	2		
11 - 2	LM2700-0408AD	PEDAL, B	2		
11 - 3	K5000100002	WASHER, M10	4		
11 - 4	K0144100002	NUT, WITH F-RING, M10	2		
11 - 5	LM2700-0402AD	PEDAL, BACKWARD	1		
11 - 6	K6000000280	BUSH, 20-24-20	6		
11 - 7	K1440000020	GREASE NIPPLE, C	1		
11 - 8	K0200080002	WASHER, SPRING M8	4		
11 - 9	K0100080002	NUT, M8	9		
11 - 10	K5051020320	WASHER, C5191P 1-20-32	2		
11 - 11	K1440000010	GREASE NIPPLE, A TYPE	2		
11 - 12	GM2800-0406AD	PEDAL, FORWARD	1		
11 - 13	K5073208202	WASHER, SPHC 3.2-8-20	6		
11 - 14	K1601080000	JOINT, SPHERICAL PHS8	3		
11 - 15	K0000080302	BOLT, M8-30	3		
11 - 16	LM2700-0415Z2	ROD, THREADED 875	2		
11 - 17	K0180080002	NUT, LEFT-HANDED M8	3		
11 - 18	K6212003262	COLLAR, STKM M8.5-14-8	1		
11 - 19	K5000080002	WASHER, M8	1		
11 - 20	K0003080552	BOLT, M8-55	1		
11 - 21	K3380000010	DAMPER, FOR LEVER	1		
11 - 22	K16010800L0	JOINT, SPHERICAL PHS8LA	3		
11 - 23	K6218000012	COLLAR, TAPPED M12-22-20	2		
11 - 24	K0000080202	BOLT, M8-20	2		
11 - 25	K1000000558	SPRING, COMPRESSION M2-18-100	2		
11 - 26	K5000120002	WASHER, M12	2		
11 - 27	LM2700-0418Z2	BOLT, SPECIAL WITH M8	1		
11 - 28	K0608006290	BEARING, BALL SEAL 2RS 629	1		
11 - 29	K0400015002	RING, RETAINING E M15	1		
11 - 30	K1440000030	GREASE NIPPLE, B	1		

11. Forward/Backward pedal section

GM2810

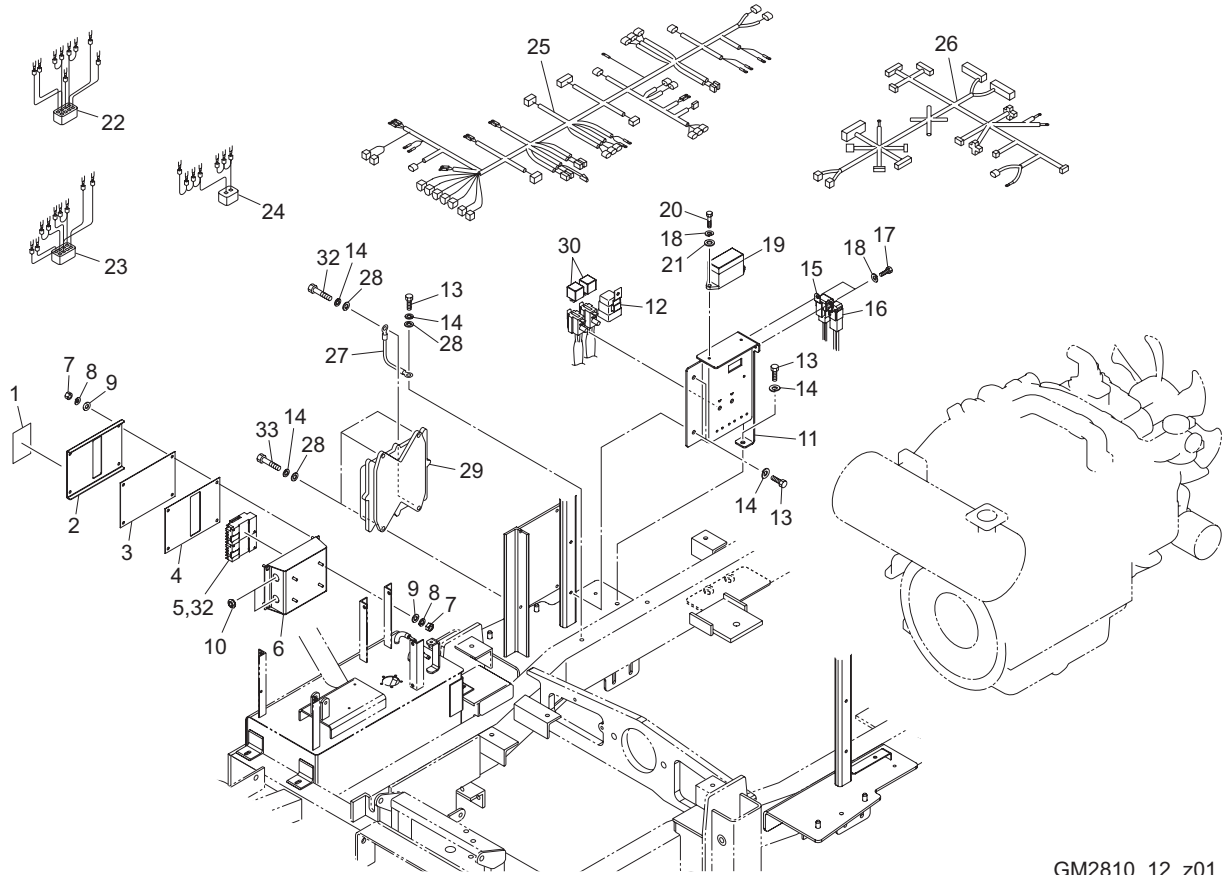


GM2810_11_z00

Cat No.	Code No.	Part name	Qty	Remark	SN of application
11 - 31	LM2700-0413Z2	LEVER, CONTROLLING PUMP	1		
11 - 32	K5011020472	WASHER, SPCC 1-20-47	2		
11 - 33	LM2700-0416Z2	ROD, THREADED 170	1		
11 - 34	LM2700-0417Z2	BOLT, SPECIAL WITH M6	1		
11 - 35	K0200060002	WASHER, SPRING M6	1		
11 - 36	K0100060002	NUT, M6	1		
11 - 37	K6031100258	PIN, FLAT HEAD HT M10-25	1		
11 - 38	LM2700-0419Z2	ADJUSTER, LEVER	1		
11 - 39	K0300025202	PIN, COTTER M2.5-20	1		
11 - 40	K0400012002	RING, RETAINING E M12	1		
11 - 41	K5011016222	WASHER, SPCC 1-16-22	2		
11 - 42	GM2800-0412Z2	LEVER, NEUTRALIZING PUMP	1		
11 - 43	K0100100002	NUT, M10	4		
11 - 44	K100000082D	SPRING, COMPRESSION M2.6-17.2-70	1		
11 - 45	K0000100152	BOLT, M10-15	2		
11 - 46	K0200100002	WASHER, SPRING M10	2		
11 - 47	LM2700-0414Z2	FITTING, NEUTRALIZING PUMP	1		
11 - 48	K0000100352	BOLT, M10-35	2		
11 - 49	K0300032402	PIN, COTTER M3.2-40	1		
11 - 50	K5012320402	WASHER, SPCC 2.3-20-40	1		
11 - 51	LM2700-0411Z2	SHAFT, PEDAL	1		

12. Engine section A

GM2810

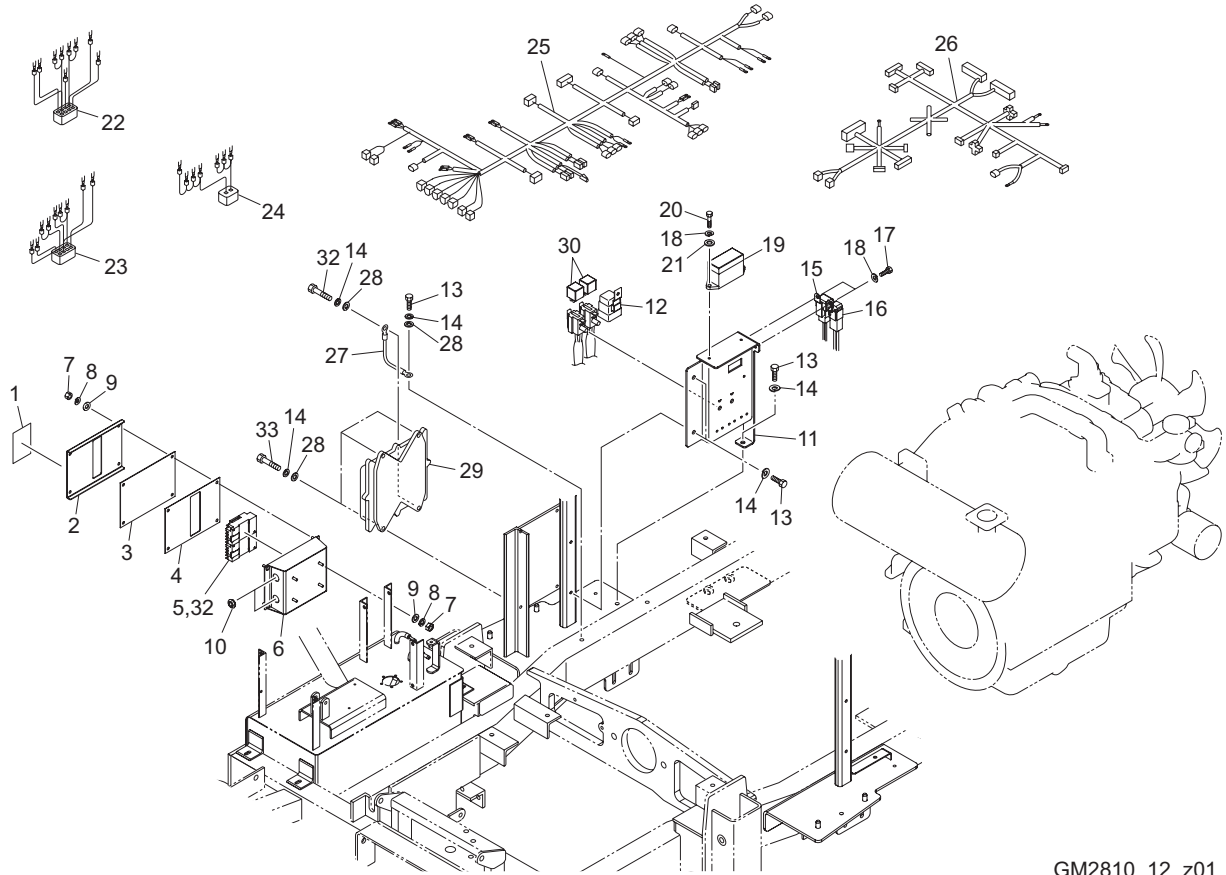


GM2810_12_z01

Cat No.	Code No.	Part name	Qty	Remark	SN of application
12 - 1	GM2800-0560Z0	DECAL, RELAY	1		
12 - 2	GM2800-0519ZD	COVER, BOX	1		
12 - 3	GM2800-0518Z0	BOARD, ACRYLIC M 1.5-134189	1		
12 - 4	GM2800-0517Z0	PACKING, RUBBER 1-134189	1		
12 - 5	K3680000030	RELAY BOX, G6B-4CB	2		
12 - 6	GM2800-0570ZD	BOX, RELAY	1		
12 - 7	K0100050002	NUT, M5	8		
12 - 8	K0200050002	WASHER, SPRING M5	8		
12 - 9	K5000050002	WASHER, M5	8		
12 - 10	K0900300200	GROMMET, W/SEALING C30SG20A	2		
12 - 11	GM2810-0506ZD	MOUNT, ELECTRIC COMPONENT	1		
12 - 12	PFRP421-5373-1	RELAY	1		
12 - 13	K0000080152	BOLT, M8-15	4		
12 - 14	K0200080002	WASHER, SPRING M8	4		
12 - 15	K3630000160	FUSE BLOCK, FUSIBLE LINK 30A	1		
12 - 16	K3630000150	FUSE BLOCK, FUSIBLE LINK 50A	1		
12 - 17	K0000060102	BOLT, M6-10	2		
12 - 18	K0200060002	WASHER, SPRING M6	4		
12 - 19	K3630000090	FUSE BLOCK, MINI 10P-A	1		
12 - 20	K0000060202	BOLT, M6-20	2		
12 - 21	K5000060002	WASHER, M6	2		
12 - 22	GM2800-0536Z0	LINE, RELAY A	1		
12 - 23	GM2800-0537Z0	LINE, RELAY B	1		
12 - 24	GM2800-0511Z0	LINE, RELAY C	1		
12 - 25	GM2810-0508Z0	HARNESS, MAIN	1		
12 - 26	GM2810-0507A0	HARNESS, MEDIUM	1		
12 - 27	K3620001000	WIRE, TO EARTH AV3-160	1		
12 - 28	K5000080002	WASHER, M8	5		
12 - 29	PF1H432-6020-1	ECU ASSY	1		
12 - 30	PF1J423-6023-1	RELAY	2		

12. Engine section A

GM2810

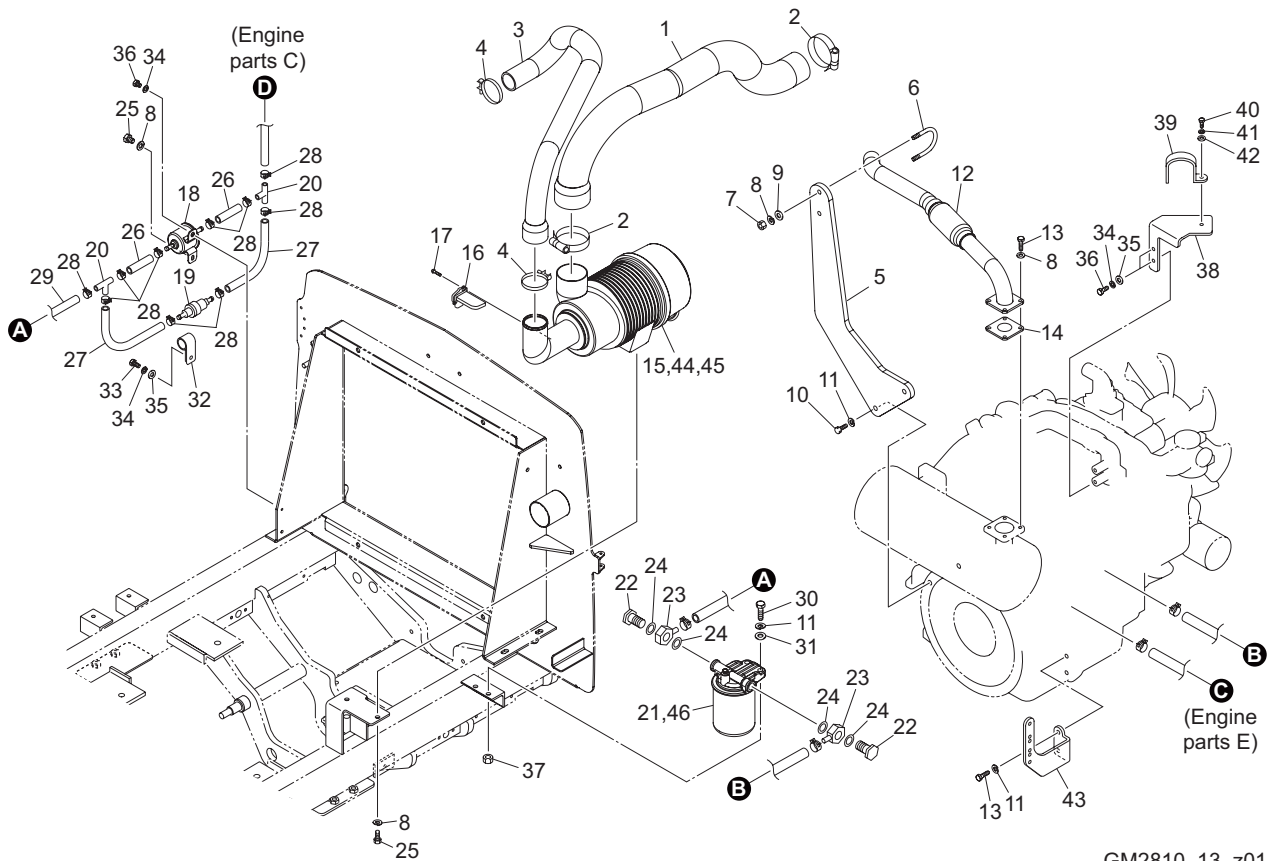


GM2810_12_z01

Cat No.	Code No.	Part name	Qty	Remark	SN of application
12 - 31	K0000080202	BOLT, M8-20	4		
12 - 32	G6B2114P-US-P6B	RELAY, FOR TERMINAL G6B-4CB (REPLACEMENT)	1-8		

13. Engine section B

GM2810

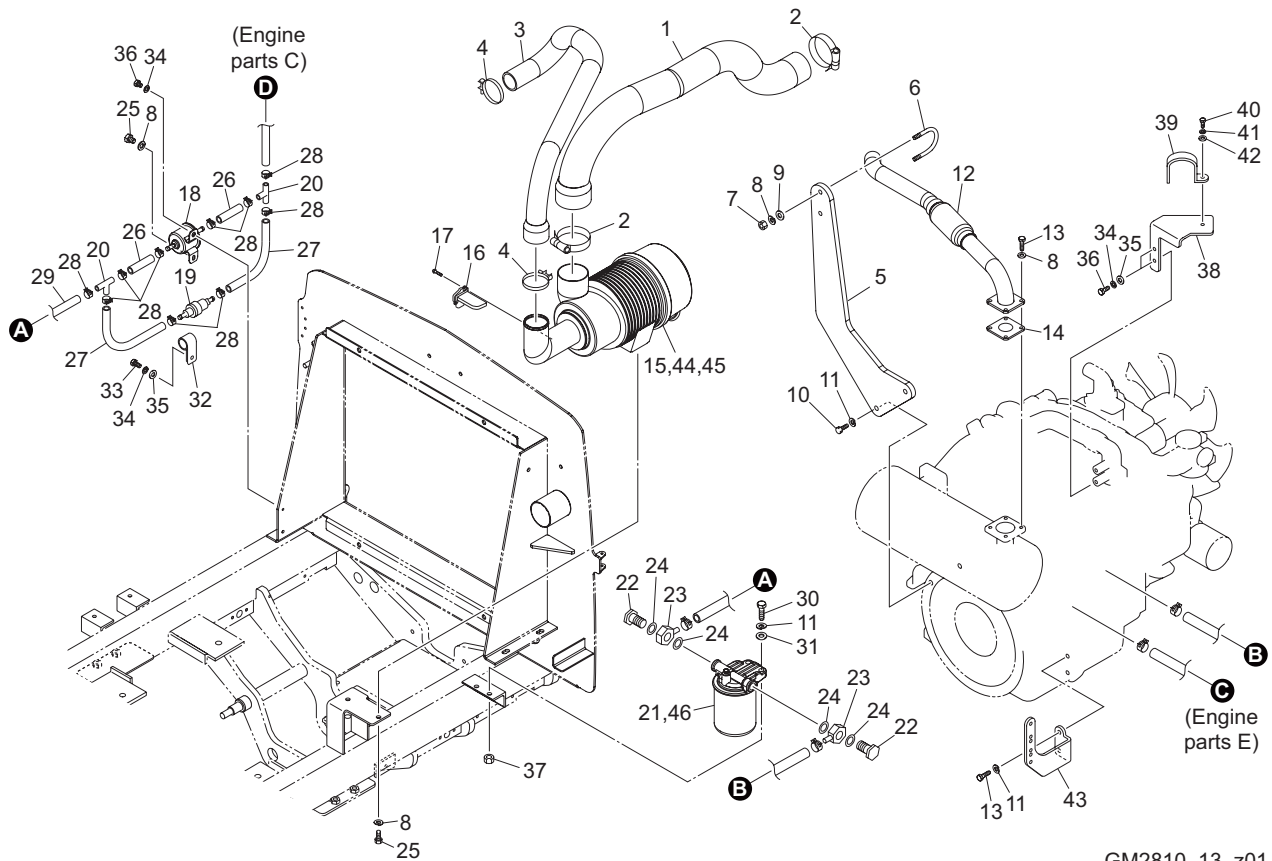


GM2810_13_z01

Cat No.	Code No.	Part name	Qty	Remark	SN of application
13 - 1	GM2810-0509Z0	HOSE, SUCTION A	1		
13 - 2	K4261056000	CLAMP, HOSE PARKER 54-100	2		
13 - 3	GM2810-0510Z0	HOSE, AIR CLEANER B	1		
13 - 4	K4261044000	CLAMP, HOSE PARKER 29-76	2		
13 - 5	GM2810-0504ZD	STAY, MUFFLER	1		
13 - 6	K0073000052	BOLT, WITH F-RING, M8-40A	1		
13 - 7	K0100080002	NUT, M8	2		
13 - 8	K0200080002	WASHER, SPRING M8	11		
13 - 9	K5000080002	WASHER, M8	2		
13 - 10	K0000100252	BOLT, M10-25	2		
13 - 11	K0200100002	WASHER, SPRING M10	4		
13 - 12	GM2810-0505ZU	PIPE, TAIL	1		
13 - 13	K0000080202	BOLT, M8-20	6		
13 - 14	PF17326-1223-1	PACKING, EXHAUST PIPE	1		
13 - 15	PF1K987-1101-0	CLEANER ASSY, AIR	1		
13 - 16	PF1J520-1070-1	SENSOR	1		
13 - 17	PF03054-50412	SCREW, ROUND HEAD	2		
13 - 18	PFR1401-5135-2	PUMP ASSY, FUEL	1		
13 - 19	PF1G911-4246-1	VALVE	1		
13 - 20	PF3N600-4217-1	CONNECTOR	2		
13 - 21	PF1J456-4301-0	FILTER ASSY	1		
13 - 22	PF16541-9579-1	BOLT, COUPLING	2		
13 - 23	PF15401-9569-2	JOINT, PIPING	2		
13 - 24	PF17105-3368-2	PACKING	4		
13 - 25	K0000080152	BOLT, M8-15	3		
13 - 26	K3180000500	HOSE, FUEL 8*1B-50	2		
13 - 27	K3180001200	HOSE, FUEL 8*1B-120	2		
13 - 28	K4260000172	CLAMP, HOSE KS-11-19	10		
13 - 29	K3180010700	HOSE, FUEL 8*1B-1070	1		
13 - 30	K0000100352	BOLT, M10-35	2		

13. Engine section B

GM2810

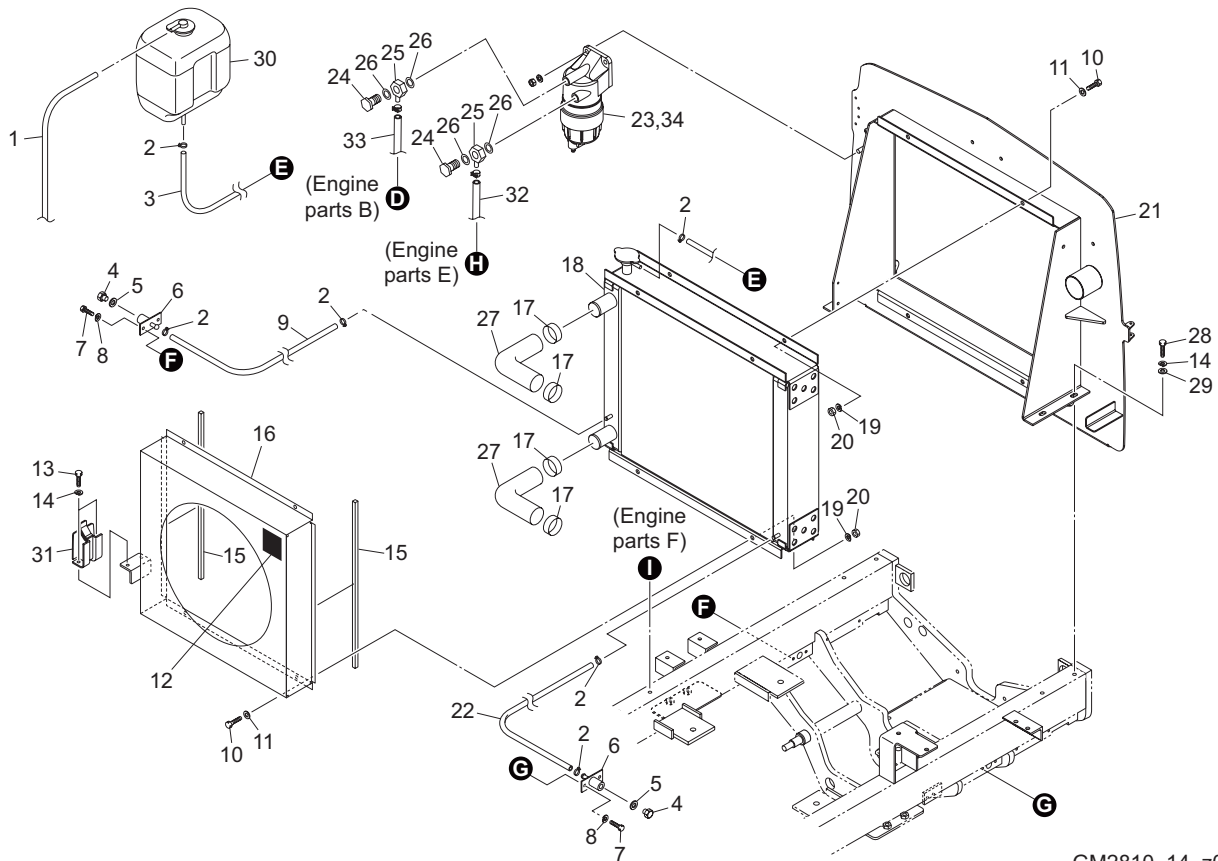


GM2810_13_z01

Cat No.	Code No.	Part name	Qty	Remark	SN of application
13 - 31	K5000100002	WASHER, M10	2		
13 - 32	K4270022060	CLIP, HARNESS 22 M6	1		
13 - 33	K0000060202	BOLT, M6-20	1		
13 - 34	K0200060002	WASHER, SPRING M6	4		
13 - 35	K5000060002	WASHER, M6	3		
13 - 36	K0000060152	BOLT, M6-15	3		
13 - 37	K0100100002	NUT, M10	2		
13 - 38	GM2810-0512Z2	BRACKET, HOSE	1		
13 - 39	K4260000252	CLAMP, HOSE SBKNS54	1		
13 - 40	K0000050102	BOLT, M5-10	1		
13 - 41	K0200050002	WASHER, SPRING M5	1		
13 - 42	K5000050002	WASHER, M5	1		
13 - 43	GM2810-0513Z2	BRACKET, MIDDLE HARNESS	1		
13 - 44	PF59800-2611-0	AIR CLEANER ELEMENT ASSY	1		
13 - 45	PF3A111-1913-0	AIR CLEANER ELEMENT(INNER)	1		
13 - 46	PF1J521-4317-0	FILTER CARTRIDGE	1		

14. Engine section C

GM2810

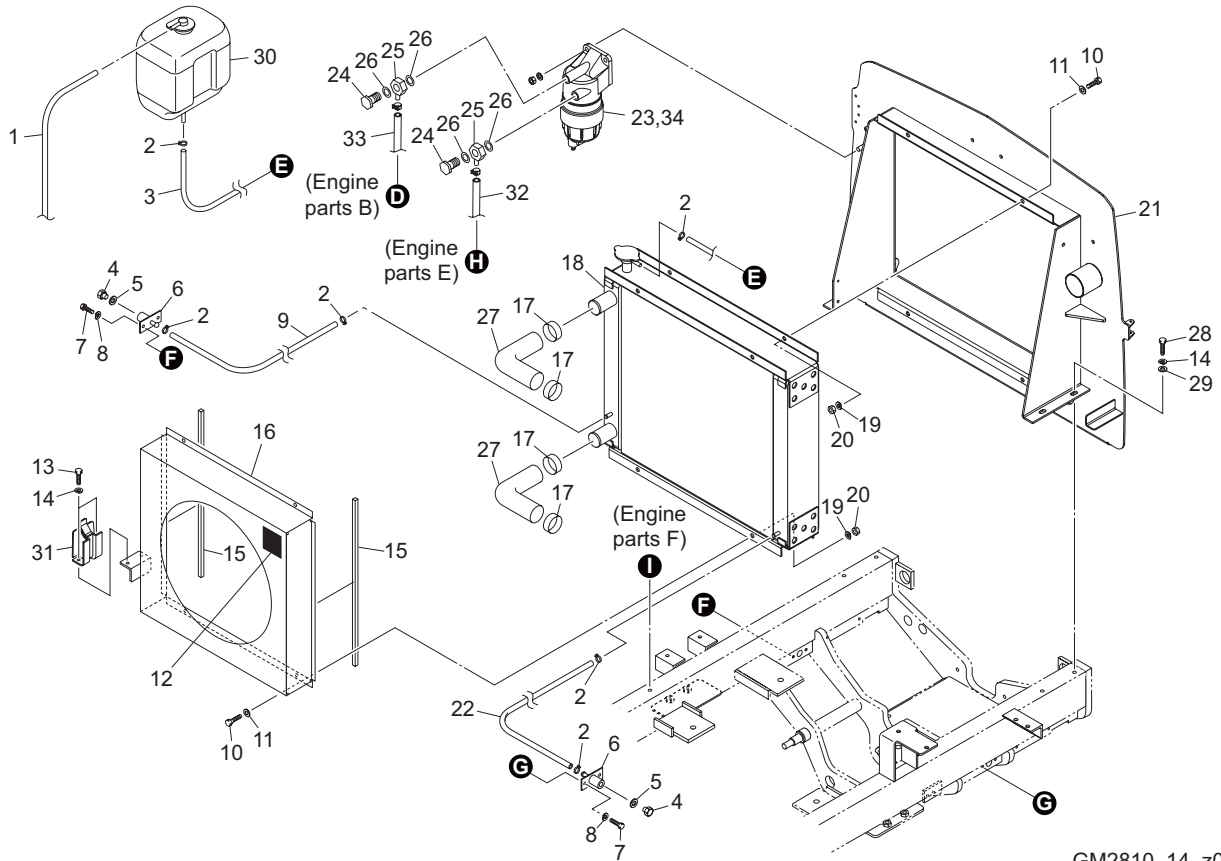


GM2810_14_z01

Cat No.	Code No.	Part name	Qty	Remark	SN of application
14 - 1	GM2800-0528Z0	HOSE, DRAIN 700	1		
14 - 2	K4260000150	CLAMP, HOSE 12	6		
14 - 3	GM2800-0527Z0	HOSE, DRAIN 950	1		
14 - 4	LM2700-0563Z0	PLUG, DRAIN	2		
14 - 5	LM2700-0562Z0	PACKING	2		
14 - 6	LM2700-0561Z2	JOINT	2		
14 - 7	K0000060152	BOLT, M6-15	4		
14 - 8	K0200060002	WASHER, SPRING M6	4		
14 - 9	GM2800-0562Z0	HOSE, DRAIN 450	1		
14 - 10	K0000100202	BOLT, M10-20	8		
14 - 11	K5000100002	WASHER, M10	8		
14 - 12	K4205001530	DECAL, CAUTION TO ROTATING OBJECT	1		
14 - 13	K0000080152	BOLT, M8-15	2		
14 - 14	K0200080002	WASHER, SPRING M8	6		
14 - 15	K4220000230	SPONGE, POLIURETHAN 10-10-500	2		
14 - 16	GM2800-0567AD	SHROUD	1		
14 - 17	K4260000200	CLAMP, HOSE JUBILEE BAND 2A	4		
14 - 18	GM2800-0569Z0	RADIATOR COMP	1		
14 - 19	K0200100002	WASHER, SPRING M10	8		
14 - 20	K0100100002	NUT, M10	8		
14 - 21	GM2810-0502AD	FRAME, RADIATOR	1		
14 - 22	GM2800-0526Z0	HOSE, DRAIN 300	1		
14 - 23	PF1K987-4335-0	FILTER ASSY	1		
14 - 24	PF16541-95791	BOLT, FOR FITTING	2		
14 - 25	PF15401-95692	FITTING, PIPE	2		
14 - 26	PF17105-33682	PACKING	4		
14 - 27	PFR1401-42363	HOSE	2		
14 - 28	K0000080202	BOLT, M8-20	4		
14 - 29	K5000080002	WASHER, M8	4		
14 - 30	PF15501-7240-4	TANK ASSY, RESERVE	1		

14. Engine section C

GM2810

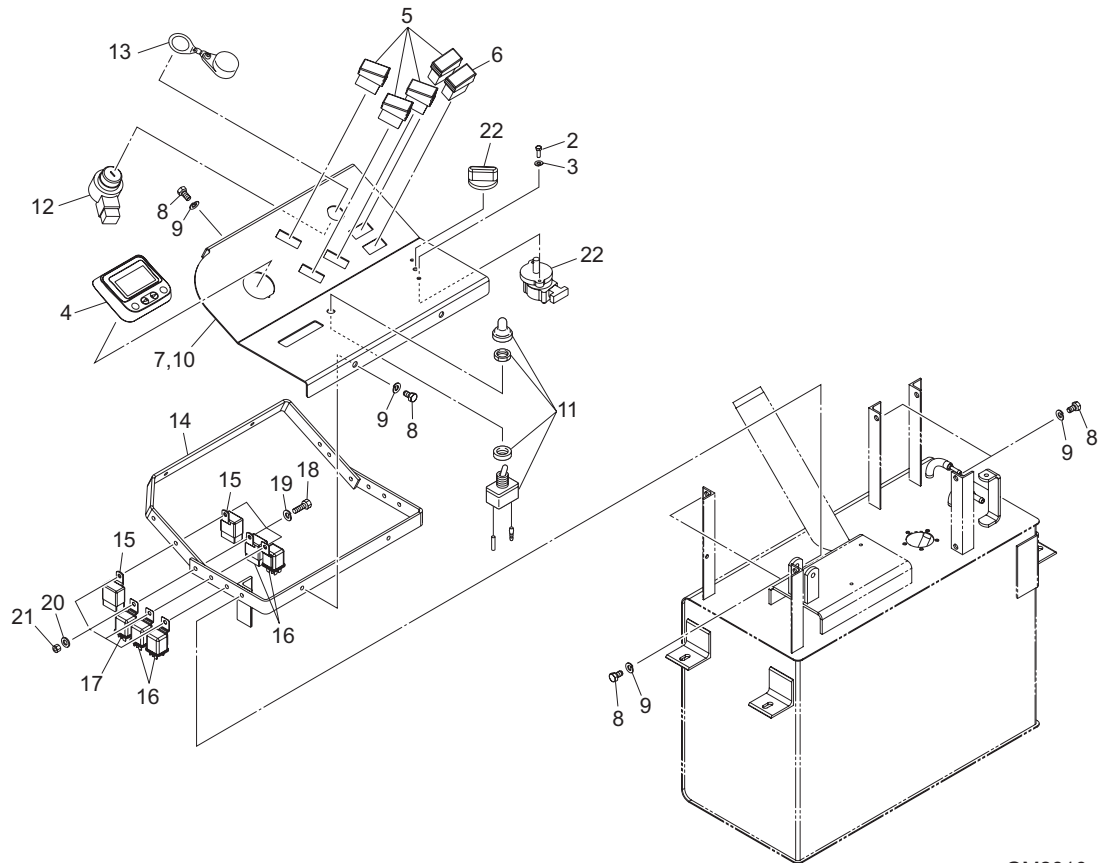


GM2810_14_z01

Cat No.	Code No.	Part name	Qty	Remark	SN of application
14 - 31	PF15521-7246-2	STAY, RESERVE TANK	1		
14 - 32	K3180018600	HOSE, FUEL 8*1B-1860	1		
14 - 33	K3180002500	HOSE, FUEL 8*1B-250	1		
14 - 34	PF1J520-4306-0	ELEMENT ASSY, FILTER	1		

15. Engine section D

GM2810

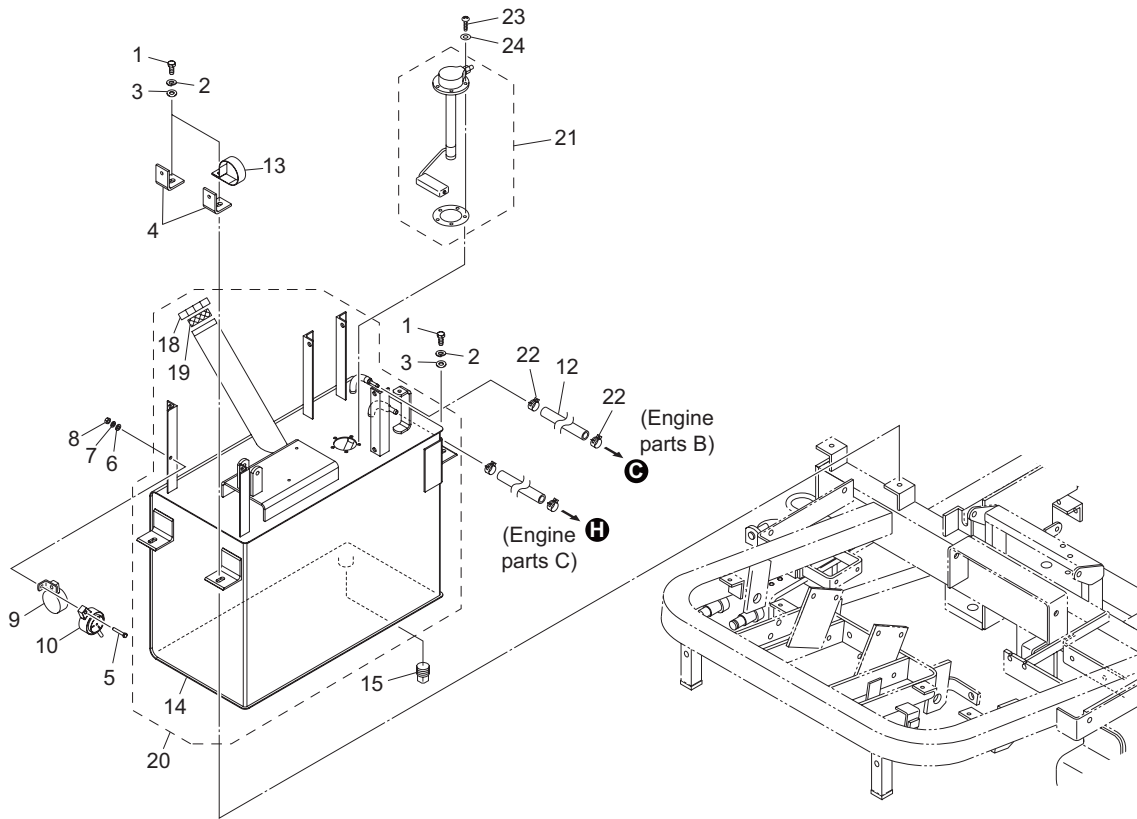


GM2810_15_z01

Cat No.	Code No.	Part name	Qty	Remark	SN of application
15 - 1					
15 - 2	K0042050152	SCREW, + ROUND HEAD M5-15	2		
15 - 3	K0200050002	WASHER, SPRING M5	2		
15 - 4	K3655000010	DISPLAY, PV101-C	1		
15 - 5	K3661000050	SWITCH, ROCKER	4		
15 - 6	K3661000100	SWITCH, ROCKER M	1		
15 - 7	LM3210-0901Z0	DECAL, OPERATION	1		
15 - 8	K0000080152	BOLT, M8-15	8		
15 - 9	K0200080002	WASHER, SPRING M8	8		
15 - 10	GM2810-0902ZD	FRAME, COVER	1		
15 - 11	K3662000100	SWITCH, TOGGLE FOR LAMP WD101181	1		
15 - 12	PF15248-63592	SWITCH ASSY, STARTER	1		
15 - 13	PF54611-41121	CAP, STARTER SWITCH	1		
15 - 14	GM2810-0904ZD	FRAME, MOUNTING METER	1		
15 - 15	K3681000010	RELAY, CA1-DC12V-N	2		
15 - 16	K3681000070	RELAY, MR5A411A1K	4		
15 - 17	K3681000080	RELAY, MR5A602A1K	1		
15 - 18	K0000060202	BOLT, M6-20	4		
15 - 19	K0200060002	WASHER, SPRING M6	4		
15 - 20	K5000060002	WASHER, M6	4		
15 - 21	K0100060002	NUT, M6	4		
15 - 22	K3691000020	POTENTIOMETER, WCS-403571	1		

16. Engine section E

GM2810

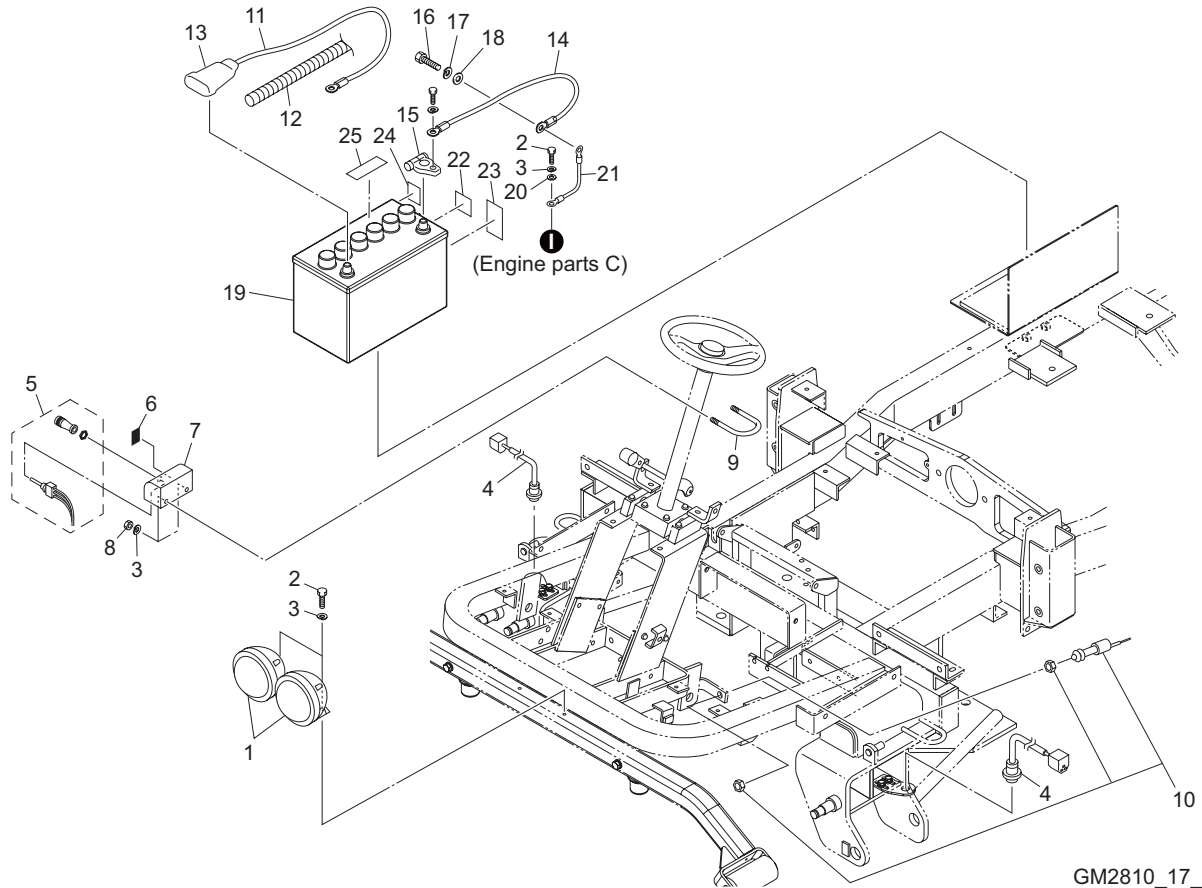


GM2810_16_z02

Cat No.	Code No.	Part name	Qty	Remark	SN of application
16 - 1	K0000080202	BOLT, M8-20	4		
16 - 2	K0200080002	WASHER, SPRING M8	4		
16 - 3	K5000080002	WASHER, M8	4		
16 - 4	LM2700-0950ZD	BRACKET, SIDE COVER	2		
16 - 5	K0000050302	BOLT, M5-30	1		
16 - 6	K5000050002	WASHER, M5	1		
16 - 7	K0200050002	WASHER, SPRING M5	1		
16 - 8	K0100050002	NUT, M5	1		
16 - 9	K3700000030	BUZZER, EBS-12 WITH STAY	1		
16 - 10	K3700000010	BUZZER, EBM-12 TYPE	1		
16 - 11					
16 - 12	K3180019000	HOSE, FUEL 8*1B190	1		
16 - 13	K4270022060	CLIP, HARNESS 22 M6	1		
16 - 14	GM2810-0702BD-Y	TANK, FUEL	1		
16 - 15	K1422106001-Y	PLUG, TAPER WITH HEX. HOLE T1, 3/8	1		
16 - 16					
16 - 17					
16 - 18	K1410000120	PLUG, FUEL TANK	1		
16 - 19	K342000080	FILTER	1		
16 - 20	GM2810-0703Z0	TANK ASSY, FUEL W/CAP	1		
16 - 21	GM2810-0704Z0	SENDER, FUEL 227*198	1		
16 - 22	K4260000172	CLAMP, HOSE 12	2		
16 - 23	K0000050152	BOLT, M5-15	5		
16 - 24	K0922050000	SEAL, WASHER 5WF	5		

17. Engine section F

GM2810

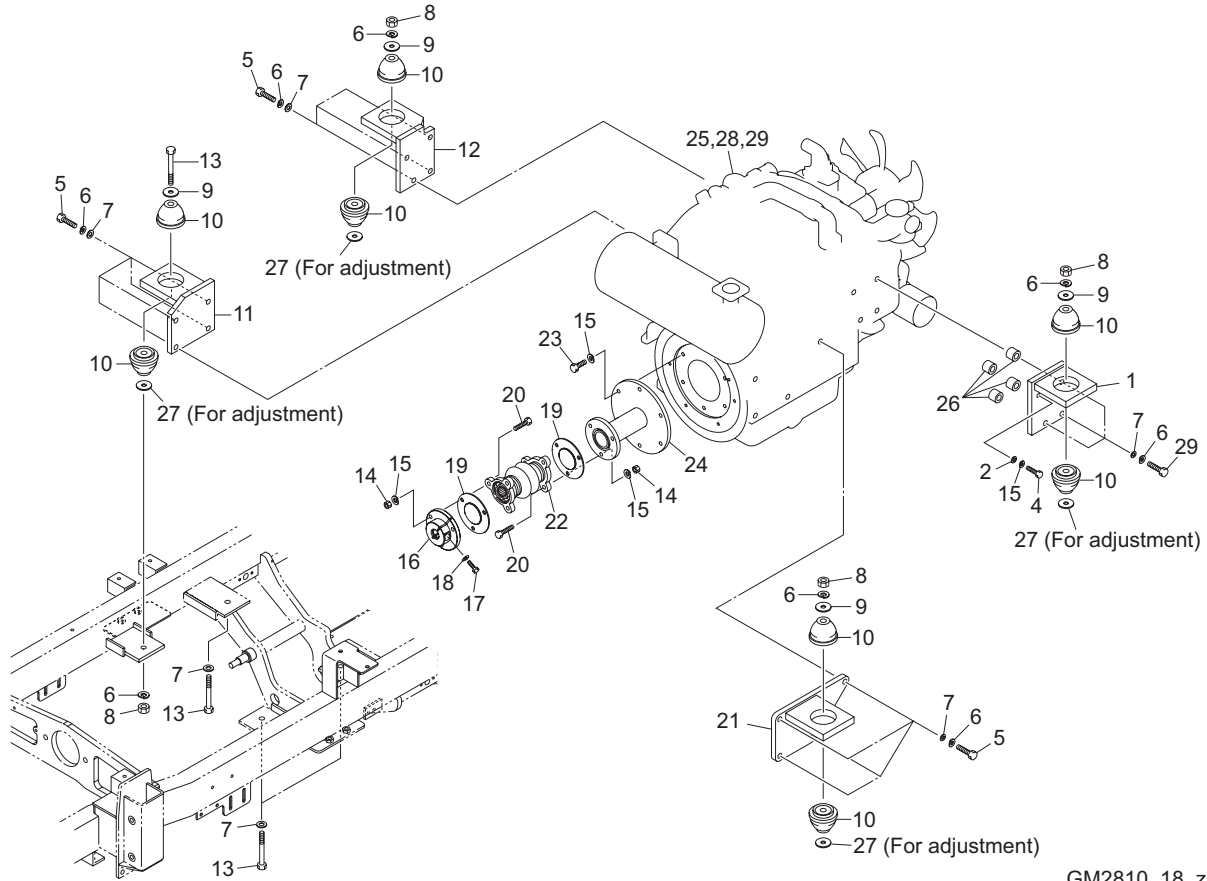


GM2810_17_a01

Cat No.	Code No.	Part name	Qty	Remark	SN of application
17 - 1	K3640000060	LAMP, V31623A	2		
17 - 2	K0000080152	BOLT, M8-15	3		
17 - 3	K0200080002	WASHER, SPRING M8	5		
17 - 4	K3720000120	SENSOR, PROXIMITY E2E-X5E2	3		
17 - 5	K3662000030	SWITCH, TOGGLE FOR AUTO-RETURN ET1115G	1		
17 - 6	K4203001420	DECAL, DIFFERENTIAL LOCK	1		
17 - 7	LM2700-0552ZD	SWITCH BOX	1		
17 - 8	K0100080002	NUT, M8	2		
17 - 9	K0073000052	BOLT, WITH F-RING, M8-40A	1		
17 - 10	K3671000150	SWITCH, LIMIT V17680A	1		
17 - 11	K3610000620	WIRE, BATTERY (+) 500	1		
17 - 12	K3194103200	TUBE, CORRUGATED, 10-320	1		
17 - 13	K3612000070	TERMINAL, BATTERY PLUS 4013-D-8-1	1		
17 - 14	K3611000490	WIRE, TO EARTH 500	1		
17 - 15	K3612000080	TERMINAL, BATTERY MINUS 4013-D-8-1	1		
17 - 16	K0002120252	BOLT, P1.25 M12-25	1		
17 - 17	K0200120002	WASHER, SPRING M12	1		
17 - 18	K5000120002	WASHER, M12	1		
17 - 19	K3600000180	BATTERY, FX105D31R	1		
17 - 20	K5000080002	WASHER, M8	1		
17 - 21	K3611000430	WIRE, TO EARTH 500	1		
17a - 22	K4209001400	DECAL, CAPACITY OF BATTERY 105D31	1		
17a - 23	K4205002030	DECAL, CROSSED-OUT DUST BIN	1		
17a - 24	K4205001890	DECAL, RECYCLE MARK	1		
17a - 25	K4205001880	DECAL, CAUTION P/D-4	1		

18. Engine section G

GM2810

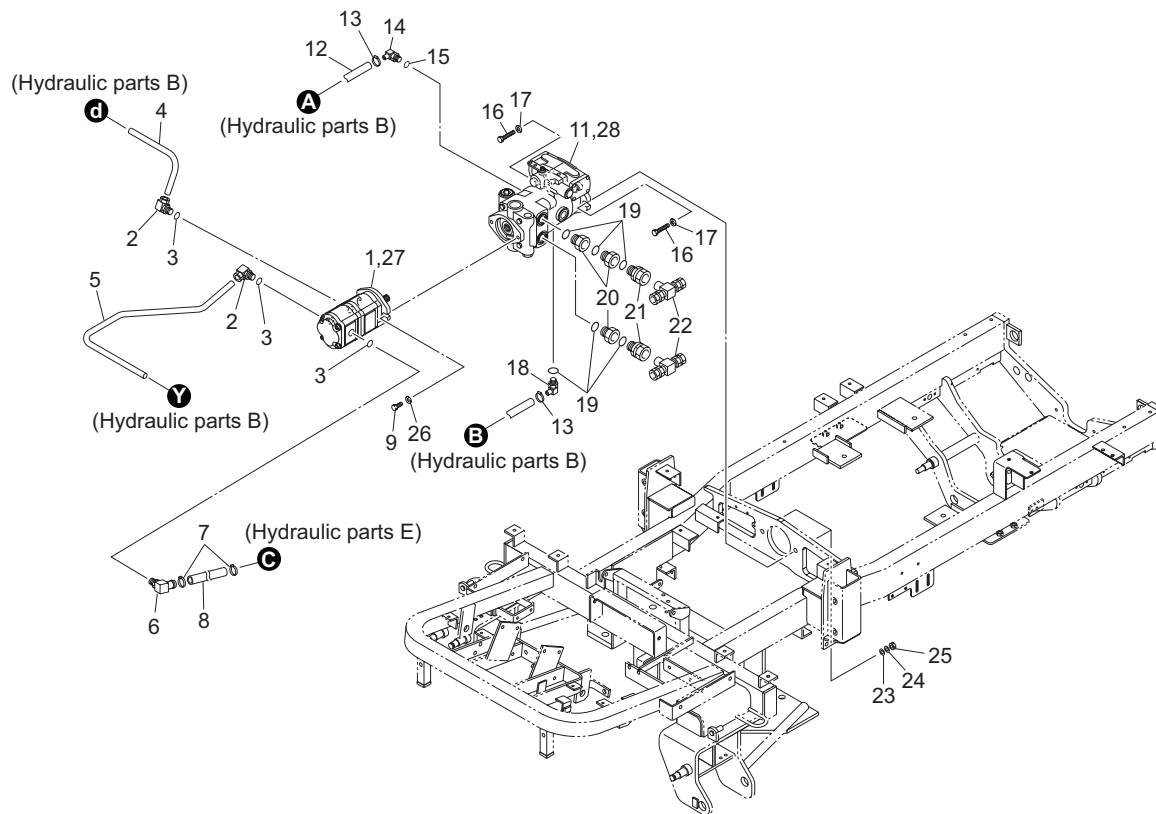


GM2810_18_z01

Cat No.	Code No.	Part name	Qty	Remark	SN of application
18 - 1	GM2810-0511ZD	BRACKET, ENGINE D	1		
18 - 2	K5000100002	WASHER, M10	1		
18 - 3	K0012120552	BOLT, HT P1.25 M12-55	3		
18 - 4	K0011100502	BOLT, HT P1.25 M10-50	1		
18 - 5	K0012120352	BOLT, HT P1.25 M12-35	12		
18 - 6	K0200120002	WASHER, SPRING M12	20		
18 - 7	K5000120002	WASHER, M12	20		
18 - 8	K0100120002	NUT, M12	4		
18 - 9	K5076012402	WASHER, SPHC 6-12-40	4		
18 - 10	K4042000100	RUBBER, VIBRATION PROOF TO MOUNT ENGINE	8		
18 - 11	GM2800-0533ZD	BRACKET, ENGINE A	1		
18 - 12	GM2800-0515ZD	BRACKET, ENGINE B	1		
18 - 13	K0013121102	BOLT, HT M12-110	4		
18 - 14	K0100100002	NUT, M10	3		
18 - 15	K0200100002	WASHER, SPRING M10	15		
18 - 16	K6204000572	DISK, DRIVING POMP SIDE	1		
18 - 17	K0024100401	BOLT, WITH HEX. HOLE M10-40	1		
18 - 18	K0215100002	WASHER, DISK SPRING H M10-2	1		
18 - 19	K6204000562	SPACER, 118	2		
18 - 20	K0010100352	BOLT, HT M10-35	6		
18 - 21	LM2700-0504ZD	BRACKET, ENGINE C	1		
18 - 22	K1620000270	JOINT,BC75ACCP230	1		
18 - 23	K0011100302	BOLT, HT P1.25 M10-30	6		
18 - 24	GM2810-0501Z2	ADAPTER, FLYWHEEL	1		
18 - 25	K2691000400	ENGINE, KUBOTA V2403-CR-TE4	1		
18 - 26	K6212000542	COLLAR, STKM M12.8-22-20	4		
18 - 27	K5011613402	WASHER, SPCC 1.6-13-40	4	for adjustment	
18 - 28	PF17266-9701-0	BELT, COGGED 42.5-A	1		
18 - 29	PF16414-3243-4	FILTER, (OIL CARTRIDGE)	1		

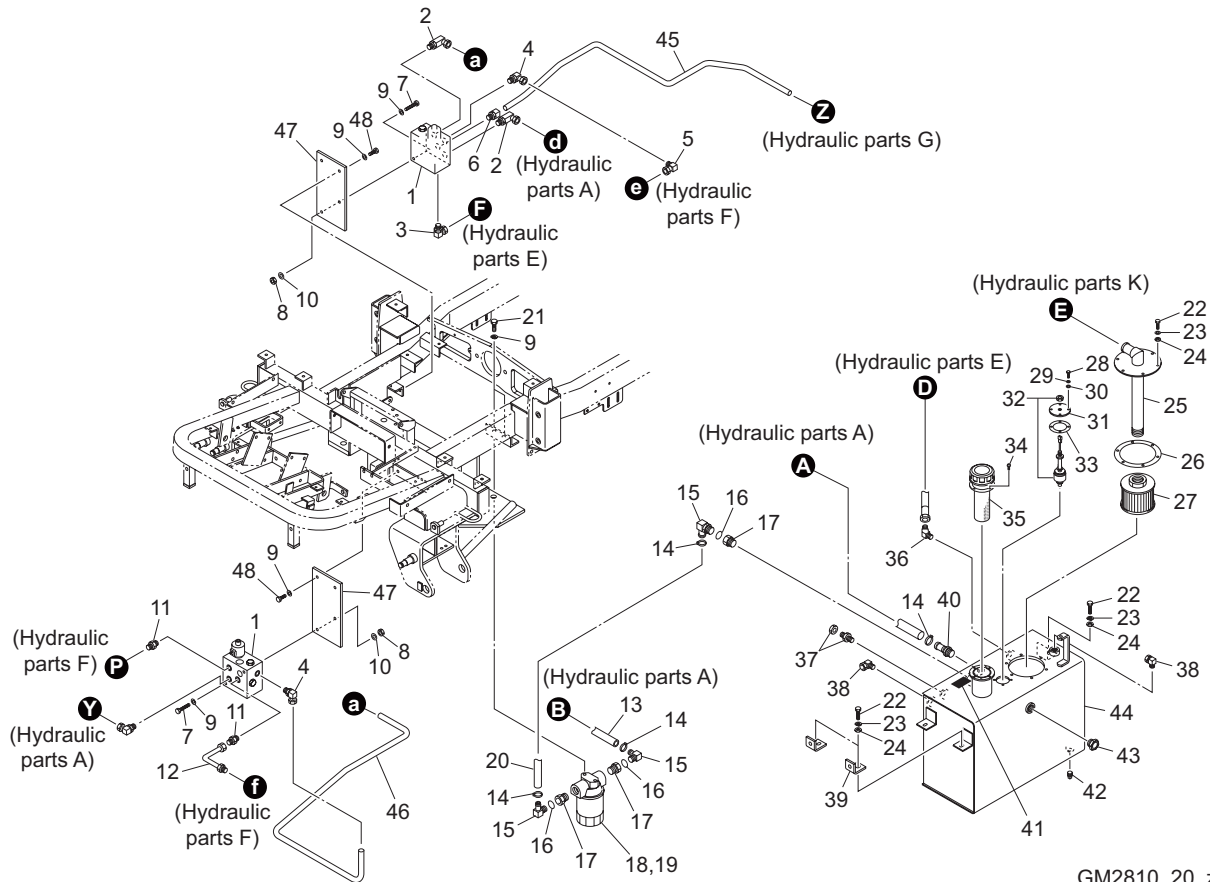
19. Hydraulic section A

GM2810



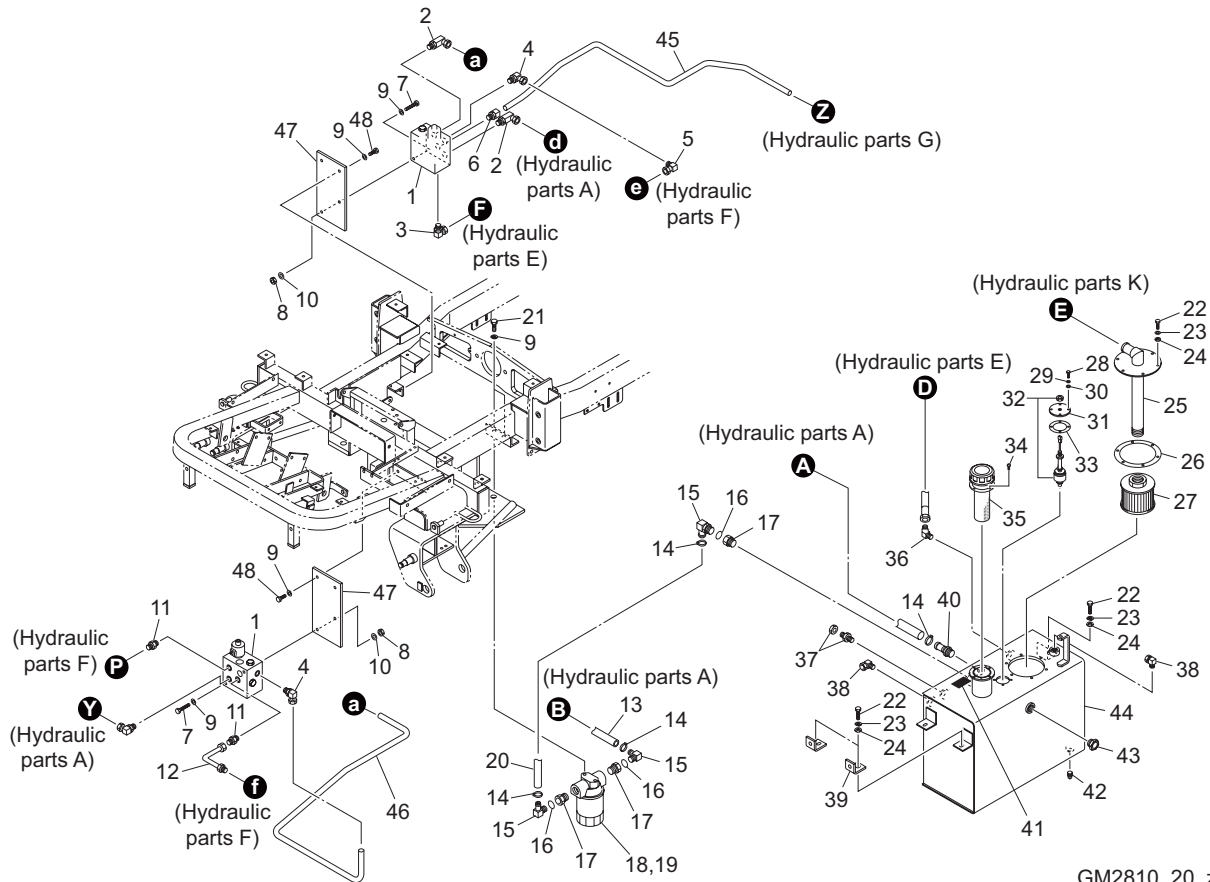
GM2810_19_z01

Cat No.	Code No.	Part name	Qty	Remark	SN of application
19a - 1	K3252000100	PUMP, GEAR PBB44RK	1		
19 - 2	K3026416081-Y	NIPPLE, LONG ELBOW KLO16-040E	2		
19 - 3	K0881018000	O-RING, P18B	3		
19 - 4	GM2810-0802Z2-Y	PIPE, B	1		
19 - 5	GM2810-0801Z2-Y	PIPE, A	1		
19 - 6	K3008000212-Y	ADAPTOR, ODD SIZED 90 DEG FPD2576	1		
19 - 7	K4260000200	CLAMP, HOSE JUBILEE BAND 2A	2		
19 - 8	GM2810-0815Z0	HOSE, SUCTION 38-412	1		
19 - 9	K0069000251	BOLT, 3/8-16 UNC 31.8	2		
19 - 10					
19 - 11	K3244000040	PUMP, PISTON 72400	1		
19 - 12	GM2800-0846A0	HOSE, SUCTION 25-750	1		
19 - 13	K4260000190	CLAMP, HOSE JUBILEE BAND 1	2		
19 - 14	K3008000302-Y	ADAPTOR, FPD21941	1		
19 - 15	K0887000420	O-RING, AS568-042	1		
19 - 16	K0010120502	BOLT, HT M12-50	2		
19 - 17	K5073212352	WASHER, SPHC 3.2-12-35	2		
19 - 18	K3008000312-Y	ADAPTOR, FPD21939	1		
19 - 19	K0887009160	O-RING, AS568-916	6		
19 - 20	K3008000632-Y	CONNECTOR, WITH O-RING 4043-1 5/16-O	3		
19 - 21	K3008000622-Y	CONNECTOR, WITH O-RING 1202-25-1 5/16	2		
19 - 22	K3027025001-Y	TEE, KTB 25-000E	2		
19 - 23	K5000120002	WASHER, M12	2		
19 - 24	K0200120002	WASHER, SPRING M12	2		
19 - 25	K0100120002	NUT, M12	2		
19 - 26	K5073210242	WASHER, SPHC 3.2-10-24	2		
19 - 27	Y62-10313	SEAL KIT, GEAR PUMP PBB55RK513	1		
19 - 28	Y72400-908	SEAL KIT, PISTON PUMP 72400	1		



GM2810_20_z00

Cat No.	Code No.	Part name	Qty	Remark	SN of application
20 - 1	K3313000500	VALVE COMP, SOLENOID HF87276-13	2		
20 - 2	K3028416081-Y	NIPPLE, ELBOW KLG16-040E	2		
20 - 3	K3026425121	NIPPLE, LONG ELBOW KLO25-060E	1		
20 - 4	K3026416081-Y	NIPPLE, LONG ELBOW KLO16-040E	4		
20 - 5	K3027116001-Y	ELBOW, KLC 16-000E	1		
20 - 6	K3026316081-Y	CONNECTOR, KCO 16-040E	1		
20 - 7	K0000101002	BOLT, M10-100	4		
20 - 8	K0100100002	NUT, M10	4		
20 - 9	K0200100002	WASHER, SPRING M10	10		
20 - 10	K5000100002	WASHER, M10	4		
20 - 11	K3009000092-Y	ADAPTOR, PT1/2*PF1/2	2		
20 - 12	K3025069082-Y	ADAPTOR, FOR PIPE 069-08	1		
20 - 13	GM2800-0845A0	HOSE, SUCTION 25-240	1		
20 - 14	K4260000190	CLAMP, HOSE JUBILEE BAND 1	4		
20 - 15	K3008000312-Y	ADAPTOR, FPD21939	3		
20 - 16	K0887009160	O-RING, AS568-916	3		
20 - 17	K3008000642-Y	CONNECTOR, WITH O-RING 4400-25-16	3		
20 - 18	K3410000020	FILTER, CARTRIDGE CF-80-10U	1		
20 - 19	K3410000030	FILTER, CARTRIDGE F-913-1 (SUBSTITUTE)	1		
20 - 20	LM2700-0868A0	HOSE, SUCTION 25-210	1		
20 - 21	K0000100202	BOLT, M10-20	2		
20 - 22	K0000080202	BOLT, M8-20	9		
20 - 23	K0200080002	WASHER, SPRING M8	9		
20 - 24	K5000080002	WASHER, M8	9		
20 - 25	GM2800-0862Z2-Y	ATTACHMENT, SUCTION HOSE	1		
20 - 26	LM535E-0434Z0	PACKING, SUCTION PORT	1		
20 - 27	K3413000040	FILTER, SUCTION SFT-10-150W	1		
20 - 28	K0000060202	BOLT, M6-20	4		
20 - 29	K0200060002	WASHER, SPRING M6	4		
20 - 30	K5000060002	WASHER, M6	4		

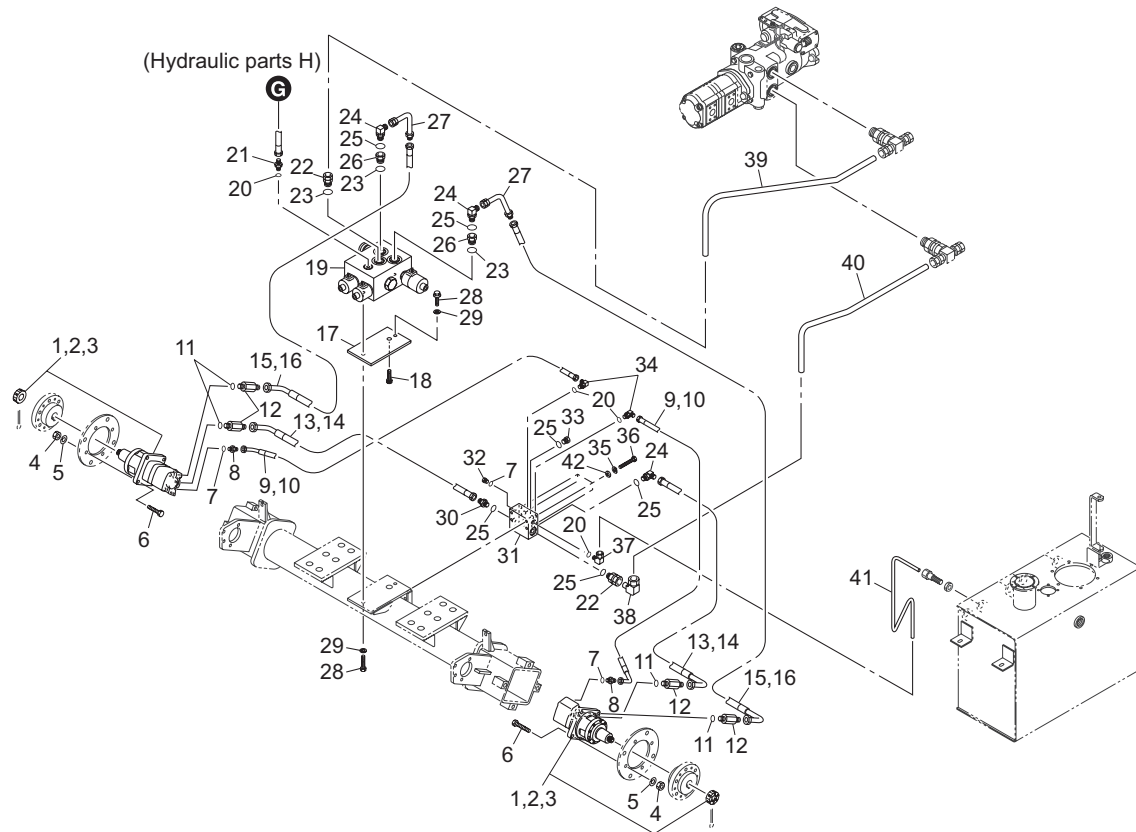


GM2810_20_z00

Cat No.	Code No.	Part name	Qty	Remark	SN of application
20 - 31	LM526--0809Z2-Y	BRACKET, OIL LEVEL SENSOR	1		
20 - 32	K3720000130	SENSOR, LEVEL SWITCH	1		
20 - 33	K4011000330	PACKING, OIL-SHEET 0.8-4575	1		
20 - 34	K0044050102	SCREW, + ROUND HEAD WITH W/SW M5-10	4		
20 - 35	K3400000030	BREATHER, REFUELING HOLE FAB-50	1		
20 - 36	K3003120002-Y	ELBOW, 45 DEG 1035-12	1		
20 - 37	K3026610081-Y	CONNECTOR, KCT 10-040E	1		
20 - 38	K3028010081-Y	ELBOW, KLN 12-040E	2		
20 - 39	LM2700-0950ZD	BRACKET, SIDE COVER	2		
20 - 40	K3009000132-Y	ADAPTOR, MO-JS-25	1		
20 - 41	K4209000980	DECAL, HYDRAULIC OIL	1		
20 - 42	K1422106001-Y	PLUG, TAPER WITH HEX. HOLE T1, 3/8	1		
20 - 43	K1400000044-Y	GAUGE, OIL M TYPEPF3/4	1		
20 - 44	GM2810-0813AD-Y	TANK, HYDRAULIC	1		
20 - 45	GM2810-0810Z2-Y	PIPE, J	1		
20 - 46	GM2810-0808Z2-Y	PIPE, H	1		
20 - 47	GM2810-0814AD	PLATE, MOUNTING VALVE	2		
20 - 48	K0000100302	BOLT, M10-30	4		

21. Hydraulic section C

GM2810

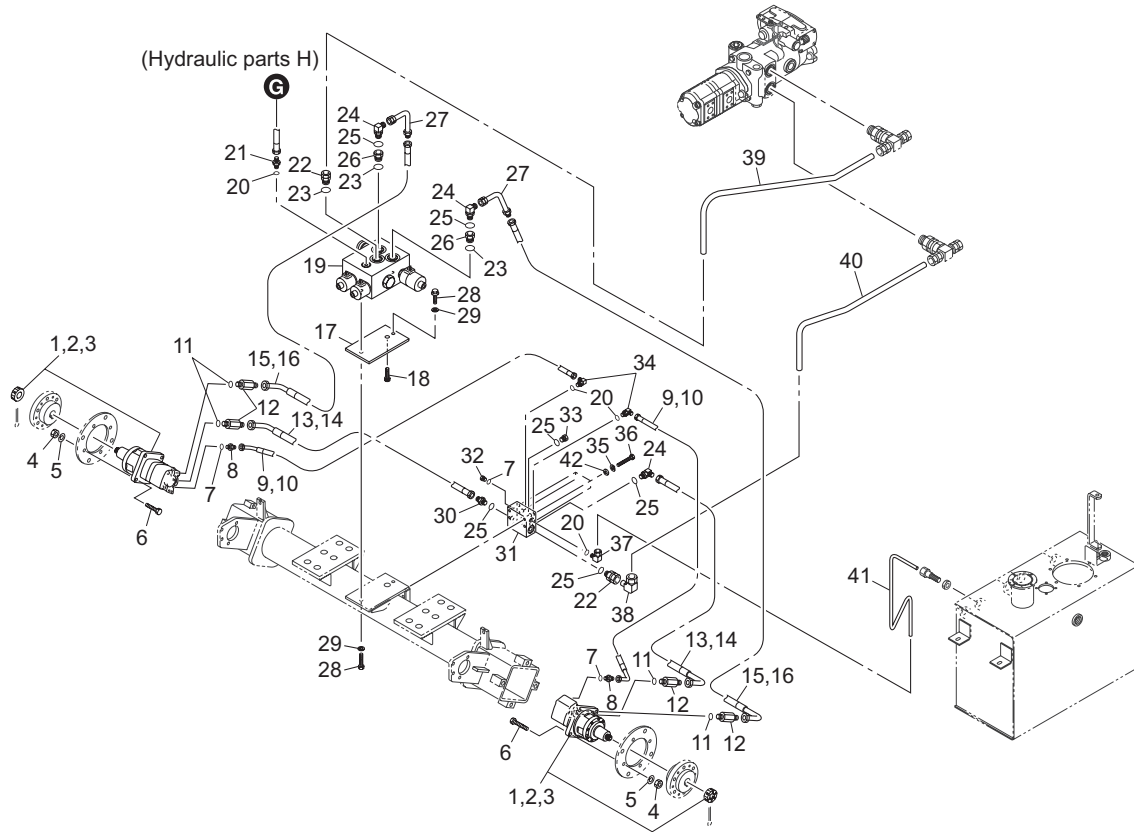


GM2810_21_z01

Cat No.	Code No.	Part name	Qty	Remark	SN of application
21 - 1	K3291000240	WHEEL MOTOR 4-490BBAS-F9321	2		
21 - 2	Y61234S	SEAL KIT, WHEEL MOTOR 4-330B/490BBAS (REAR)	2		
21 - 3	YAE0325A	SEAL KIT, WHEEL MOTOR 4-330BBAS (SHAFT)	2		
21 - 4	K0100140002	NUT, M14	8		
21 - 5	K0200140002	WASHER, SPRING M14	8		
21 - 6	K0013140502	BOLT, HT M14-50	8		
21 - 7	K0887009040	O-RING, AS568-904	3		
21 - 8	K3008000342-Y	CONNECTOR, WITH O-RING 1096-6	2		
21 - 9	K3101220700	HOSE, WP70-6-2-700	2		
21 - 10	K3190006000	TUBE, SPIRAL SP-12 600	2		
21 - 11	K0887009120	O-RING, AS568-912	4		
21 - 12	K3008000382-Y	CONNECTOR, WITH O-RING 1	4		
21 - 13	K3106430600	HOSE, WP245-12-3-600	2		
21 - 14	K3191005000	TUBE, SPIRAL SP-15 500	2		
21 - 15	K3106430700	HOSE, WP245-12-3-700	2		
21 - 16	K3191006000	TUBE, SPIRAL SP-15 600	2		
21 - 17	LM2700-0831ZD	MOUNT, DIFF LOCK VALVE	1		
21 - 18	K0024100151	BOLT, WITH HEX. HOLE M10-15	1		
21 - 19	K3313000460	VALVE COMP, SOLENOID HF78445-12	1		
21 - 20	K0881014000	O-RING, P14B	4		
21 - 21	K3009000202-Y	ADAPTOR, PF1/4*PF3/8	1		
21 - 22	K3026325121-Y	CONNECTOR, KCO 25-060E	2		
21 - 23	K0881024000	O-RING, P24B	3		
21 - 24	K3008000042-Y	ADAPTOR, 90 DEG 1086-12	3		
21 - 25	K0881018000	O-RING, P18B	6		
21 - 26	K3029000312-Y	BUSHING, PF1/2*PF3/4	2		
21 - 27	K3025064082-Y	ADAPTOR, FOR PIPE 064-08	2		
21 - 28	K0000100302	BOLT, M10-30	2		
21 - 29	K0200100002	WASHER, SPRING M10	2		
21 - 30	K3009000092-Y	ADAPTOR, PT1/2*PF1/2	1		

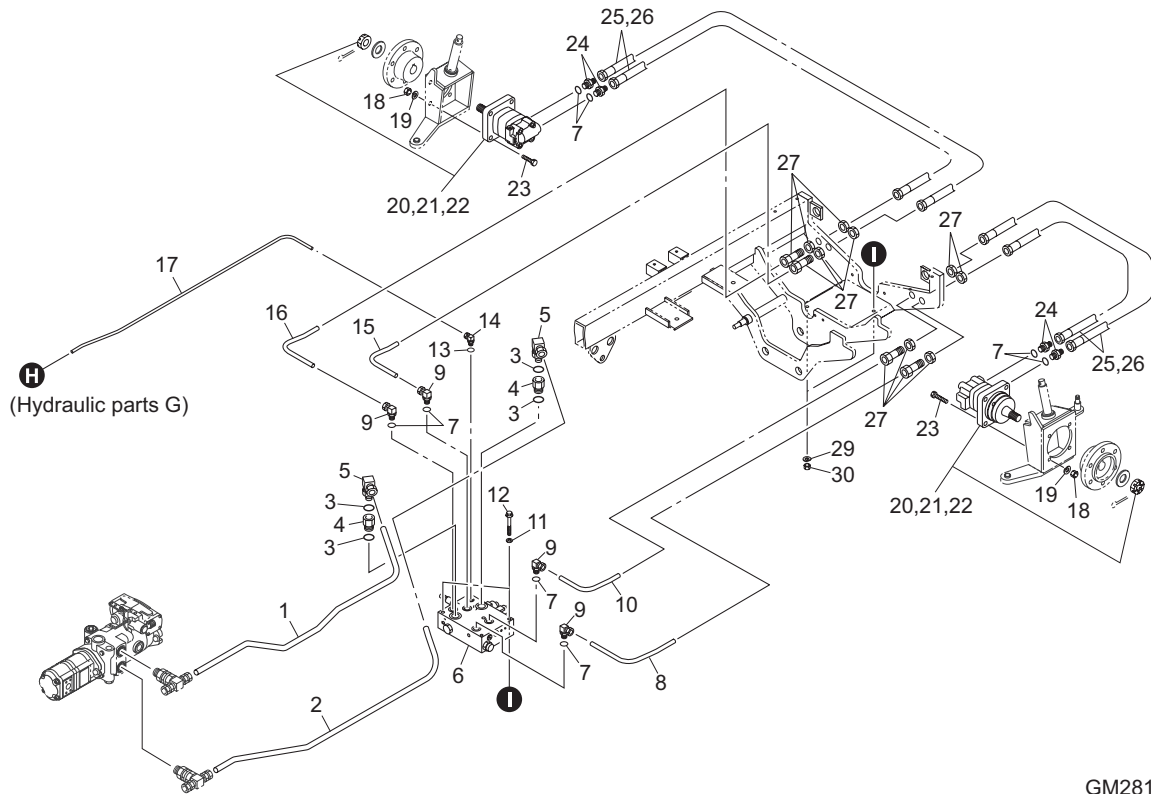
21. Hydraulic section C

GM2810



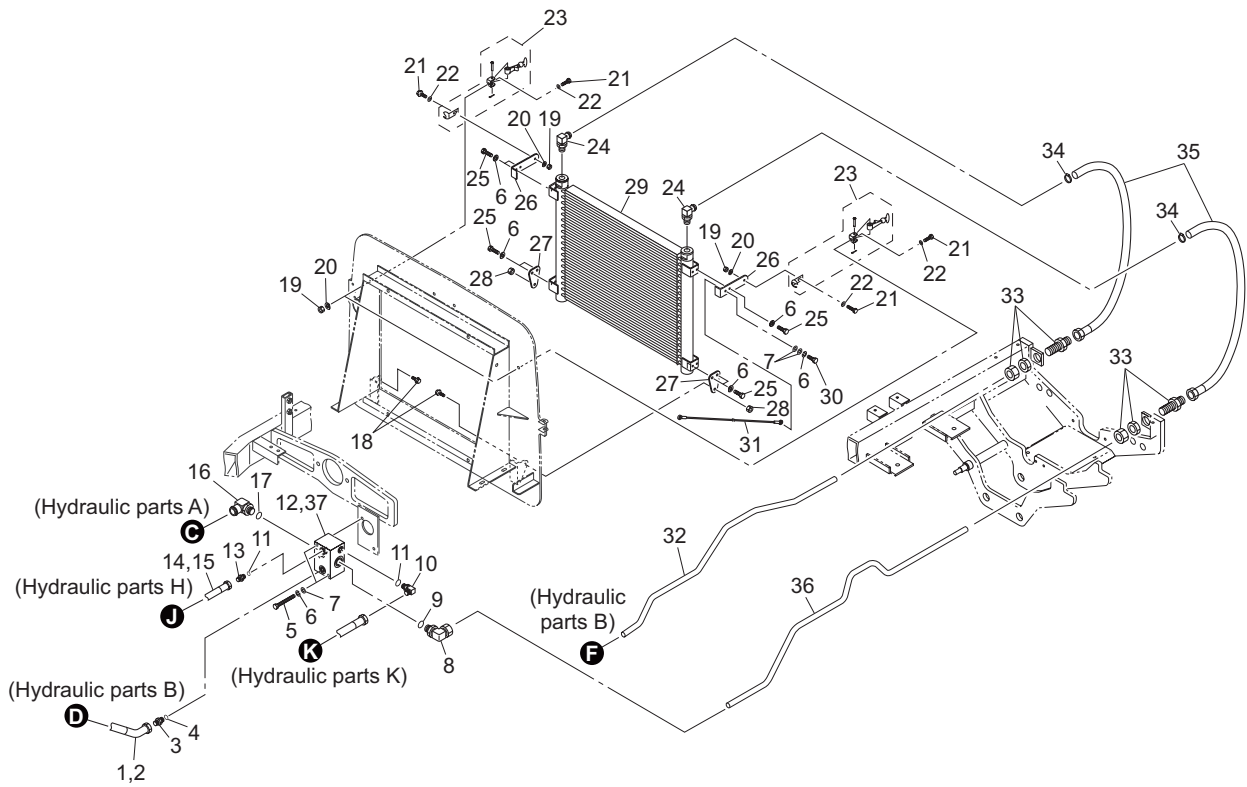
GM2810_21_z01

Cat No.	Code No.	Part name	Qty	Remark	SN of application
21 - 31	LM2700-0821Z2-Y	MANIFOLD	1		
21 - 32	K1420000222-Y	PLUG, O-RING 215-PF1/4	1		
21 - 33	K1420000232-Y	PLUG, O-RING WITH HEX. HOLE 215-PF1/2	1		
21 - 34	K3008000442-Y	ADAPTOR, 90 DEG 1086-6	2		
21 - 35	K0200080002	WASHER, SPRING M8	4		
21 - 36	K0003080702	BOLT, M8-70	4		
21 - 37	K3026410041-Y	NIPPLE, KLO 10-020KNNT	1		
21 - 38	K3027125001-Y	ELBOW, KLC 25-000E	1		
21 - 39	GM2810-0811Z2-Y	PIPE, K	1		
21 - 40	GM2810-0812Z2-Y	PIPE, L	1		
21 - 41	GM2800-0820Z2-Y	PIPE, L	1		
21 - 42	K5000080002	WASHER, M8	4		



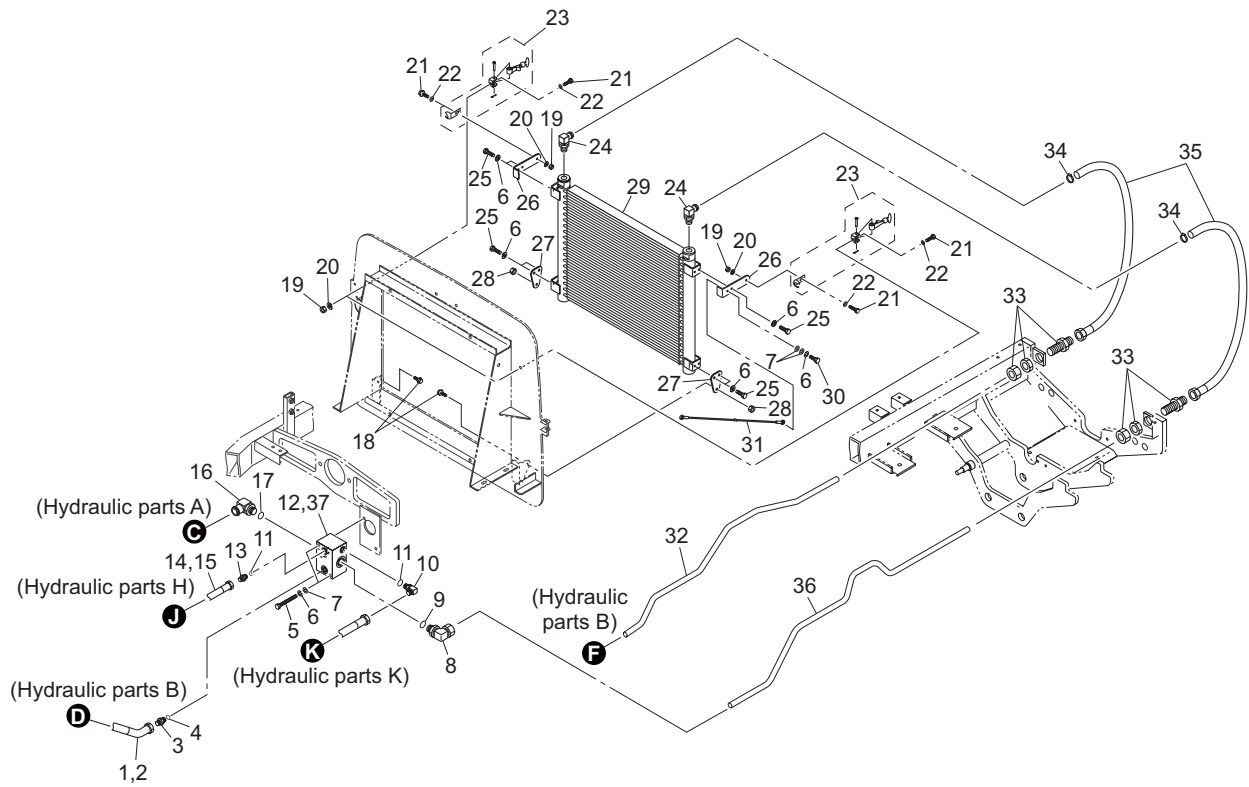
GM2810_22_z00

Cat No.	Code No.	Part name	Qty	Remark	SN of application
22 - 1	GM2810-0803Z2-Y	PIPE, C	1		
22 - 2	GM2810-0804Z2-Y	PIPE, D	1		
22 - 3	K0881024000	O-RING, P24B	4		
22 - 4	K3008000662-Y	CONNECTOR, WITH O-RING 1110-19-19	2		
22 - 5	K3026425121-Y	NIPPLE, KLO 25-060E	2		
22 - 6	K3313000290	VALVE COMP, SOLENOID V4205	1		
22 - 7	K0881018000	O-RING, P18B	8		
22 - 8	GM2800-0810Z2-Y	PIPE, B	1		
22 - 9	K3026416081-Y	NIPPLE, LONG ELBOW KLO16-040E	4		
22 - 10	GM2800-0812A2-Y	PIPE, D	1		
22 - 11	K5000100002	WASHER, M10	2		
22 - 12	K0003100902	BOLT, M10-90	2		
22 - 13	K0881011000	O-RING, P11B	1		
22 - 14	K3028410081-Y	ELBOW, KLG10-020E	1		
22 - 15	GM2800-0811A2-Y	PIPE, C	1		
22 - 16	GM2800-0809Z2-Y	PIPE, A	1		
22 - 17	GM2800-0877Z2-Y	PIPE, P	1		
22 - 18	K0100120002	NUT, M12	8		
22 - 19	K0200120002	WASHER, SPRING M12	8		
22 - 20	K3291000190	MOTOR, WHEEL 2-200BS4S	2		
22 - 21	Y61091S	SEAL KIT, 2000 ORBIT MOTOR (SHAFT)	2		
22 - 22	Y61090S	SEAL KIT, 2000 ORBIT MOTOR (REAR)	2		
22 - 23	K0000120452	BOLT, M12-45	8		
22 - 24	K3009000092-Y	ADAPTOR, PT1/2*PF1/2	4		
22 - 25	K3105410800	HOSE, WP210-12-1-800	4		
22 - 26	K3191007000	TUBE, SPIRAL SP-15 700	4		
22 - 27	K3026916081-Y	UNION, KUE 12-040E	4		
22 - 28					
22 - 29	K0200100002	WASHER, SPRING M10	2		
22 - 30	K0100100002	NUT, M10	2		



GM2810_23_z01

Cat No.	Code No.	Part name	Qty	Remark	SN of application
23 - 1	K3101420550	HOSE, WP70-12-2-550	1		
23 - 2	K3191004500	TUBE, SPIRAL SP-15 450	1		
23 - 3	K3009000092-Y	ADAPTOR, PT1/2*PF1/2	1		
23 - 4	K0881018000	O-RING, P18B	1		
23 - 5	K0003080902	BOLT, M8-90	2		
23 - 6	K0200080002	WASHER, SPRING M8	8		
23 - 7	K5073208202	WASHER, SPHC 3.2-8-20	2		
23 - 8	K3026425161-Y	NIPPLE, KLO 25-080E	1		
23 - 9	K0881029000	O-RING, P29B	1		
23 - 10	K3008000032-Y	ADAPTOR, 90 DEG 1086-9	1		
23 - 11	K0881014000	O-RING, P14B	2		
23 - 12	K3321000060	VALVE HF80396-12	1		
23 - 13	K3009000142-Y	ADAPTOR, PF3/8PF3/8	1		
23 - 14	K3101330700	HOSE, WP70-9-3-700	1		
23 - 15	K3191006000	TUBE, SPIRAL SP-15 600	1		
23 - 16	K3008000212-Y	ADAPTOR, ODD SIZED 90 DEG FPD2576	1		
23 - 17	K0887009200	O-RING, AS568-920	1		
23 - 18	K0000100202	BOLT, M10-20	2		
23 - 19	K0100060002	NUT, M6	4		
23 - 20	K0200060002	WASHER, SPRING M6	4		
23 - 21	K0000060152	BOLT, M6-15	4		
23 - 22	K5000060002	WASHER, M6	4		
23 - 23	K1520000030	HOOK ASSY, RUBBER	2		
23 - 24	K3008000602-Y	CONNECTOR, MALE 90 DEG 16-3/4	2		
23 - 25	K0000080152	BOLT, M8-15	7		
23 - 26	GM2800-0807ZD	FIXTURE	2		
23 - 27	GM2800-0806ZD	PLATE, FULCURUM	2		
23 - 28	K0144100002	NUT, WITH F-RING, M10	2		
23 - 29	GM2810-0818Z0	OIL COOLER	1		
23 - 30	K0000080302	BOLT, M8-30	1		

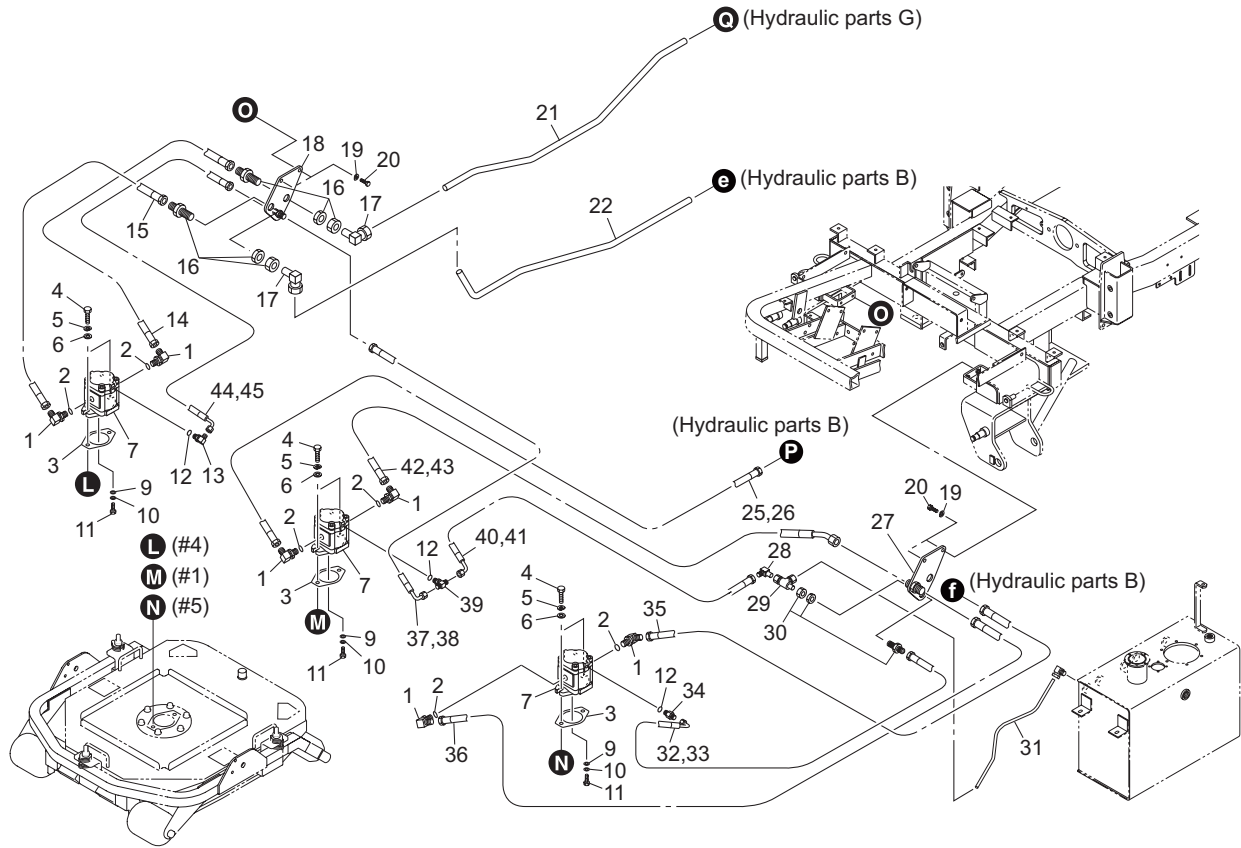


GM2810_23_z01

Cat No.	Code No.	Part name	Qty	Remark	SN of application
23 - 31	K1170057000	WIRE, HOOK 570	1		
23 - 32	GM2810-0805Z2-Y	PIPE, E	1		
23 - 33	K3026925161-Y	UNION, KUE 12-080E	2		
23 - 34	K4260000190	CLAMP, HOSE JUBILEE BAND 1	2		
23 - 35	GM2800-0847Z0	HOSE, BYPASS	2		
23 - 36	GM2810-0809Z2-Y	PIPE, I	1		
23 - 37	YSK10-2N-T	SEAL KIT, FOR VALVE V4128&V4129	1		

24. Hydraulic section F

GM2810

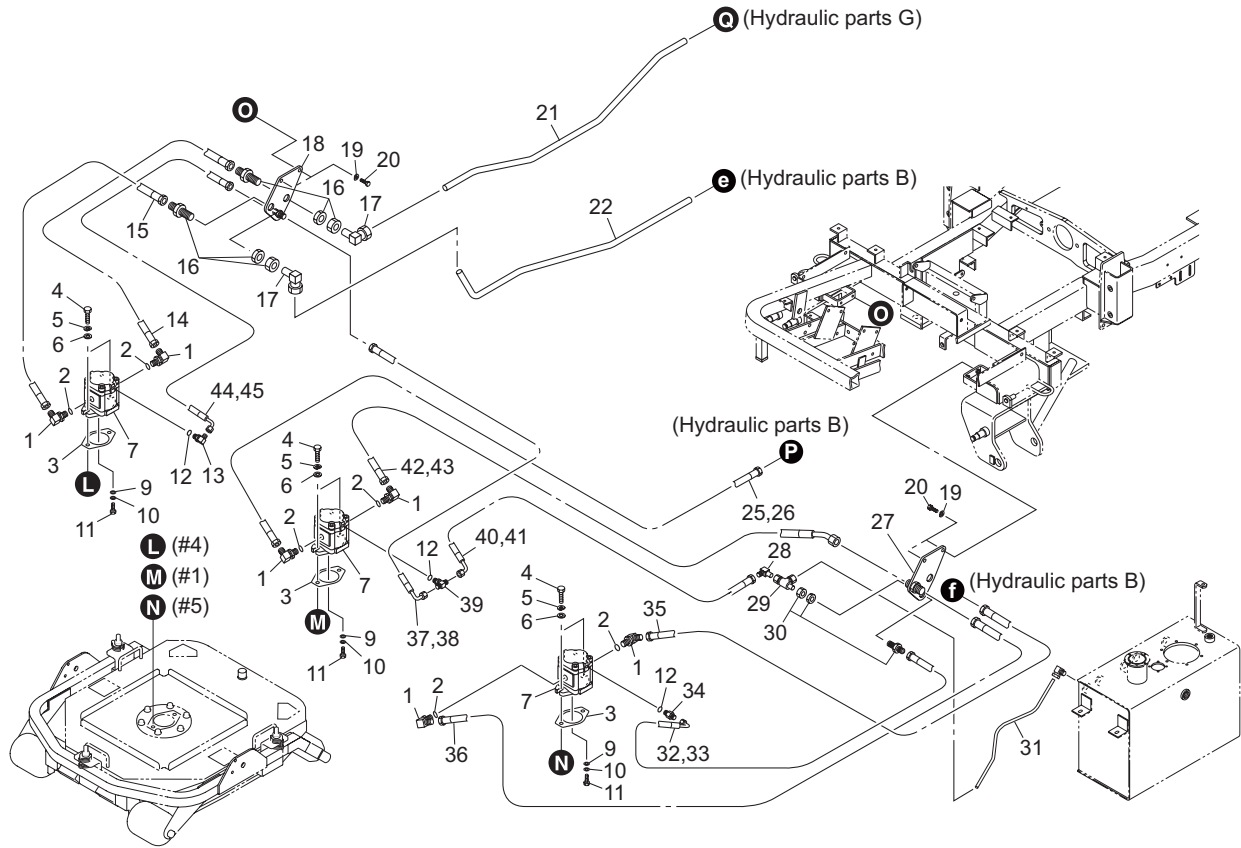


GM2810_24_z00

Cat No.	Code No.	Part name	Qty	Remark	SN of application
24 - 1	K3008000042-Y	ADAPTOR, 90 DEG 1086-12	6		
24 - 2	K0881018000	O-RING, P18B	6		
24 - 3	K4011000290	PACKING, OIL-SHEET	3		
24 - 4	K0008100302	BOLT, SMALL M10-30	6		
24 - 5	K0200100002	WASHER, SPRING M10	6		
24 - 6	K5000100002	WASHER, M10	6		
24 - 7	K3282000050	MOTOR, GEAR PLM20.20R	3		
24 - 8					
24 - 9	K5012306162	WASHER, SPCC 2.3-6-16	3		
24 - 10	K0200060002	WASHER, SPRING M6	3		
24 - 11	K0000060122	BOLT, M6-12	3		
24 - 12	K0881011000	O-RING, P11B	3		
24 - 13	K3008000442-Y	ADAPTOR, 90 DEG 1086-6	1		
24 - 14	GM2800-0855Z0	HOSE, WP140-12-1-1550	1		
24 - 15	GM2800-0857Z0	HOSE, WP210-12-1-1650	1		
24 - 16	K3026916081-Y	UNION, KUE 12-040E	4		
24 - 17	K3027116001-Y	ELBOW, KLC 16-000E	2		
24 - 18	GM2800-0833A2-Y	PLATE, FOR FIXTURE C	1		
24 - 19	K0200080002	WASHER, SPRING M8	4		
24 - 20	K0000080202	BOLT, M8-20	4		
24 - 21	GM2810-0806Z2-Y	PIPE, F	1		
24 - 22	GM2810-0807Z2-Y	PIPE, G	1		
24 - 23					
24 - 24					
24 - 25	K3105411150	HOSE, WP210-12-1-1150	1		
24 - 26	K3191010500	TUBE, SPIRAL SP-15 1050	1		
24 - 27	GM2800-0830A2-Y	PLATE, FOR FIXTURE A	1		
24 - 28	K3028510041-Y	ELBOW, FOR HOSE HLD 10-20E	1		
24 - 29	K3027210001-Y	TEE, KTC 10-000E	1		
24 - 30	K3026910041-Y	UNION, KUE 10-020E	1		

24. Hydraulic section F

GM2810

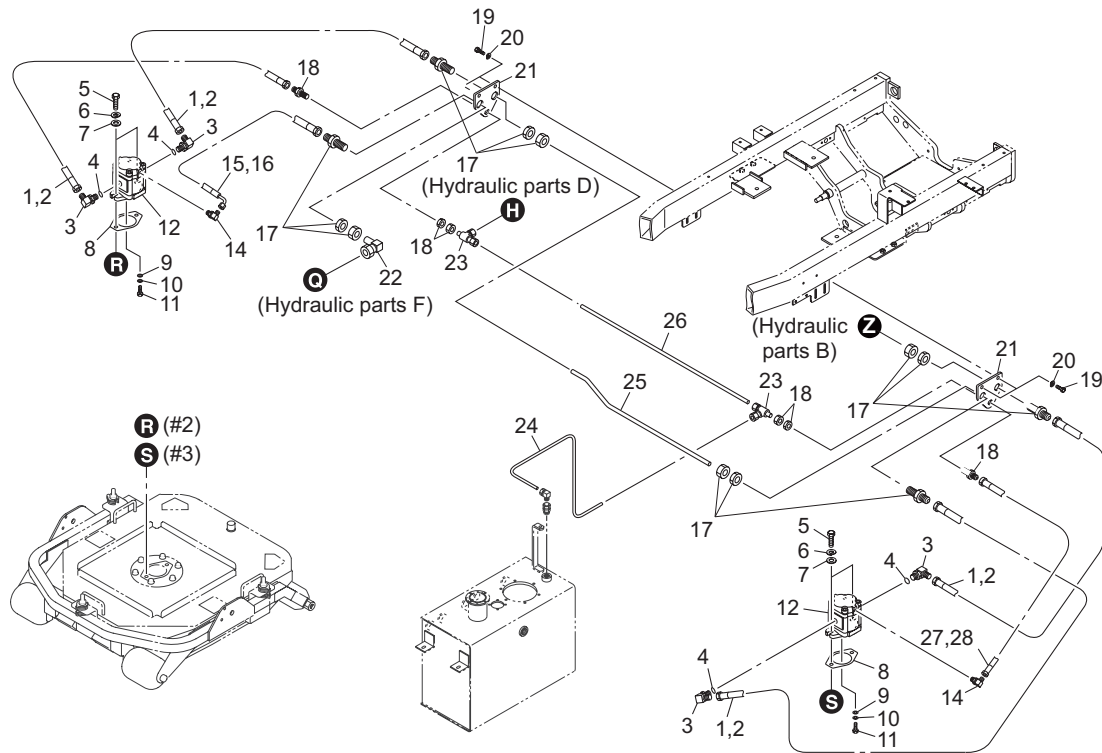


GM2810_24_z00

Cat No.	Code No.	Part name	Qty	Remark	SN of application
24 - 31	LM3200-0815Z2-Y	PIPE, L	1		
24 - 32	K3101221520	HOSE, WP70-6-2-1520	1		
24 - 33	K3190014500	TUBE, SPIRAL SP-12 1450	1		
24 - 34	K3008000232-Y	CONNECTOR, WITH O-RING PF1/4 X PF1/4	1		
24 - 35	GM2800-0854Z0	HOSE, WP210-12-1500	1		
24 - 36	GM2800-0856Z0	HOSE, WP140-12-1-1600	1		
24 - 37	K3101231150	HOSE, WP70-6-3-1150	1		
24 - 38	K3190010500	TUBE, SPIRAL SP-12 1050	1		
24 - 39	K3008000672-Y	ADAPTOR, T WITH O-RING 1087-6	1		
24 - 40	K3101230800	HOSE, WP70-6-3-800	1		
24 - 41	K3190007000	TUBE, SPIRAL SP-12 700	1		
24 - 42	K3103420900	HOSE, WP140-12-2-900	1		
24 - 43	K3191008000	TUBE, SPIRAL SP-15 800	1		
24 - 44	K3101231650	HOSE, WP70-6-3-1650	1		
24 - 45	K3190015500	TUBE, SPIRAL SP-12 1550	1		

25. Hydraulic section G

GM2810

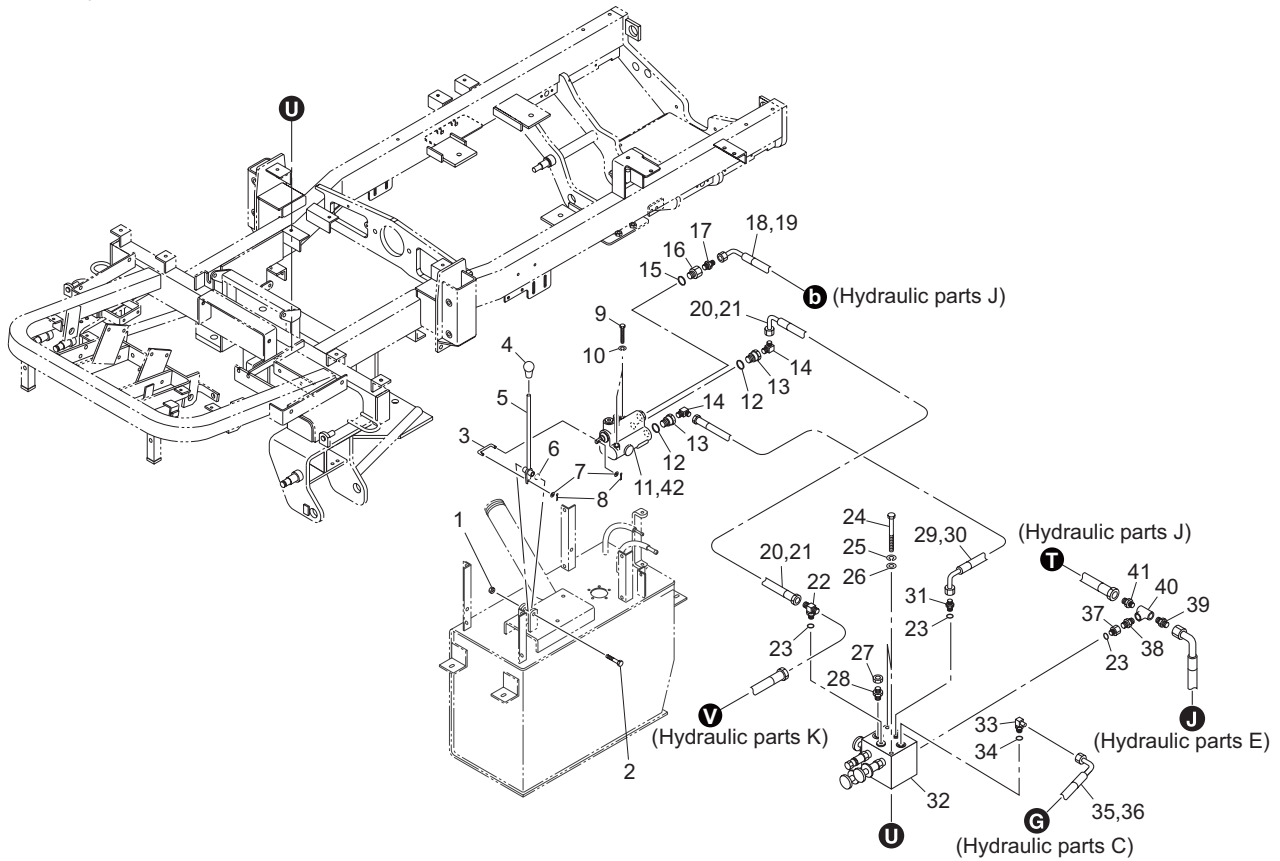


GM2810_25_z00

Cat No.	Code No.	Part name	Qty	Remark	SN of application
25 - 1	K3103411250	HOSE, WP140-12-1-1250	4		
25 - 2	K3191011500	TUBE, SPIRAL SP-15 1150	4		
25 - 3	K3008000042-Y	ADAPTOR, 90 DEG 1086-12	4		
25 - 4	K0881018000	O-RING, P18B	4		
25 - 5	K0008100302	BOLT, SMALL M10-30	4		
25 - 6	K0200100002	WASHER, SPRING M10	4		
25 - 7	K5000100002	WASHER, M10	4		
25 - 8	K4011000290	PACKING, OIL-SHEET	2		
25 - 9	K5012306162	WASHER, SPCC 2.3-6-16	2		
25 - 10	K0200060002	WASHER, SPRING M6	2		
25 - 11	K0000060122	BOLT, M6-12	2		
25 - 12	K3282000050	MOTOR, GEAR PLM20.20R	2		
25 - 13					
25 - 14	K3008000442-Y	ADAPTOR, 90 DEG 1086-6	2		
25 - 15	K3101231300	HOSE, WP70-6-3-1300	1		
25 - 16	K3190012000	TUBE, SPIRAL SP-12 1200	1		
25 - 17	K3026916081-Y	UNION, KUE 12-040E	4		
25 - 18	K3026910041-Y	UNION, KUE 10-020E	2		
25 - 19	K0000080202	BOLT, M8-20	4		
25 - 20	K0200080002	WASHER, SPRING M8	4		
25 - 21	GM2800-0831ZD	PLATE, FOR FIXTURE B	2		
25 - 22	K3027116001-Y	ELBOW, KLC 16-000E	1		
25 - 23	K3027210001-Y	TEE, KTC 10-000E	2		
25 - 24	GM2800-0875Z2-Y	PIPE, N	1		
25 - 25	GM2800-0823Z2-Y	PIPE, O	1		
25 - 26	GM2800-0821Z2-Y	PIPE, M	1		
25 - 27	K3101211100	HOSE, WP70-6-1-1100	1		
25 - 28	K3190010000	TUBE, SPIRAL SP-12 1000	1		

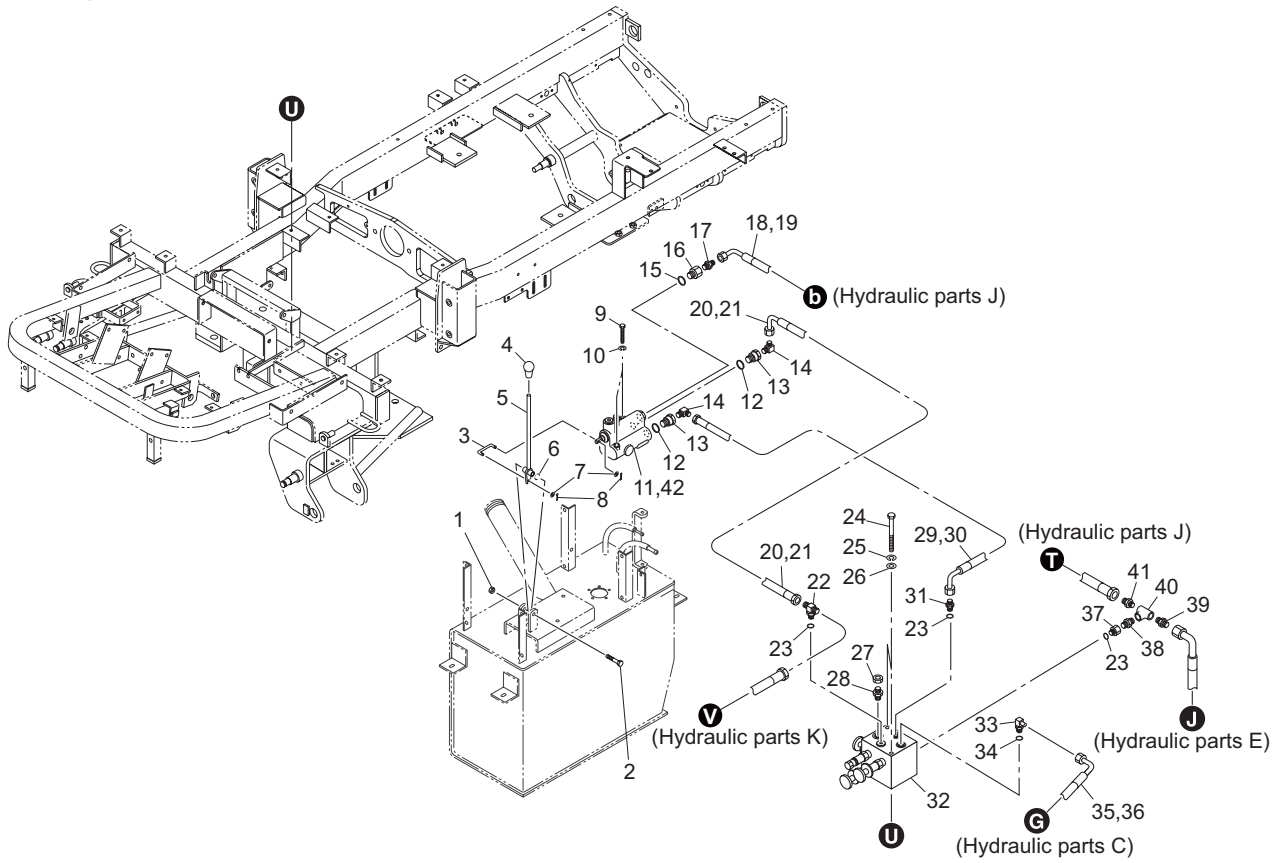
26. Hydraulic section H

GM2810



GM2810_26_z01

Cat No.	Code No.	Part name	Qty	Remark	SN of application
26 - 1	K0144080002	NUT, WITH F-RING, M8	1		
26 - 2	K0003080502	BOLT, M8-50	1		
26 - 3	GM2800-0805Z2	ROD	1		
26 - 4	K1300000040	GRIP, RUBBER BLACK 9-35.5	1		
26 - 5	GM2800-0804Z2	LEVER, RAISING AND LOWERING MOWER	1		
26 - 6	K5000080002	WASHER, M8	1		
26 - 7	K5000050002	WASHER, M5	2		
26 - 8	K0300016102	PIN, COTTER M1.6-10	2		
26 - 9	K0000060452	BOLT, M6-45	2		
26 - 10	K0200060002	WASHER, SPRING M6	2		
26 - 11	K3321000030	MANIHOLD, CONTROL VALVE	1		
26 - 12	K0887009080	O-RING, AS568-908	2		
26 - 13	K3008000692-Y	CONNECTOR, WITH O-RING 4043-8-8	2		
26 - 14	K3006000022-Y	ELBOW, ODD SIZED PT1/2*PF3/8	2		
26 - 15	K0887009060	O-RING, AS568-906	1		
26 - 16	K3008000242-Y	ADAPTOR, ODD SIZED 90 DEG 9/16-18UNFPT3/8	1		
26 - 17	K3007000062-Y	ADAPTOR, ODD SIZED PT3/8*PF1/4	1		
26 - 18	K3103230700	HOSE, WP140-6-3-700	1		
26 - 19	K3190006000	TUBE, SPIRAL SP-12 600	1		
26 - 20	K3103330600	HOSE, WP140-9-3-600	1		
26 - 21	K3191005000	TUBE, SPIRAL SP-15 500	1		
26 - 22	K3008000682-Y	BOSS, WITH O-RING 1087-9	1		
26 - 23	K0881014000	O-RING, P14B	3		
26 - 24	K0003101202	BOLT, M10-120	2		
26 - 25	K0200100002	WASHER, SPRING M10	2		
26 - 26	K5000100002	WASHER, M10	2		
26 - 27	K3008000482-Y	CAP, TAPPED FEMALE PF1/4	1		
26 - 28	K3008000232-Y	CONNECTOR, WITH O-RING PF1/4 X PF1/4	1		
26 - 29	K3103330400	HOSE, WP140-9-3-400	1		
26 - 30	K3191003000	TUBE, SPIRAL SP-15 300	1		

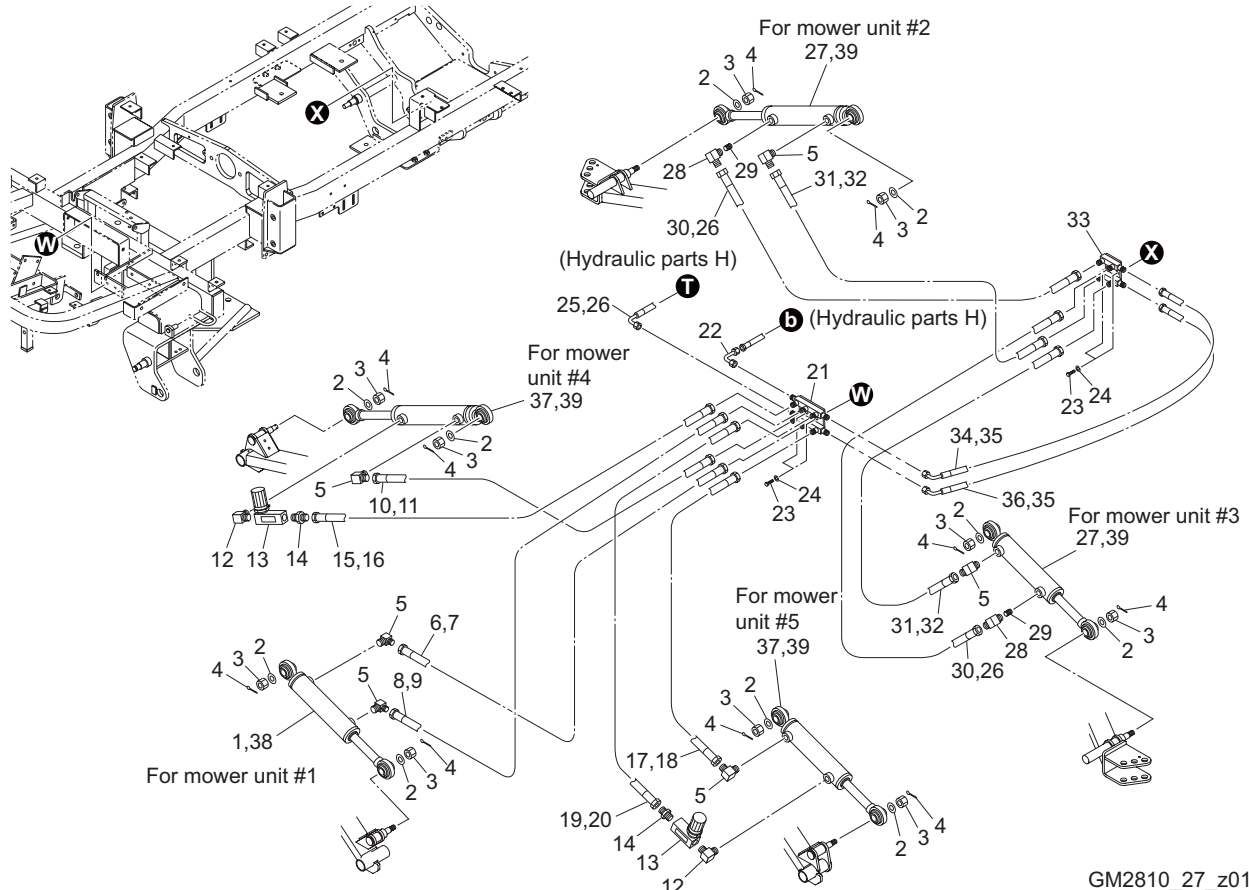


GM2810_26_z01

Cat No.	Code No.	Part name	Qty	Remark	SN of application
26 - 31	K3009000142-Y	ADAPTOR, PF3/8PF3/8	1		
26 - 32	K3313000510	VALVE COMP, SOLENOID HF80397-12	1		
26 - 33	K3008000442-Y	ADAPTOR, 90 DEG 1086-6	1		
26 - 34	K0881011000	O-RING, P11B	1		
26 - 35	K3106230400	HOSE, WP245-6-3-400	1		
26 - 36	K3190003000	TUBE, SPIRAL SP-12 300	1		
26 - 37	K3029000072-Y	BUSHING, PF3/8*PT3/8	1		
26 - 38	K3023060001-Y	NIPPLE, NS PT3/8	1		
26 - 39	K3000090002-Y	ADAPTOR, 1013-9	1		
26 - 40	K3024000042-Y	JOINT, CAST IRON PT3/8*PF3/8	1		
26 - 41	K3009000042-Y	ADAPTOR, PF1/4*PT3/8	1		
26 - 42	K3321000030-1	REPAIR KIT, 31921-927	1		

27. Hydraulic section J

GM2810

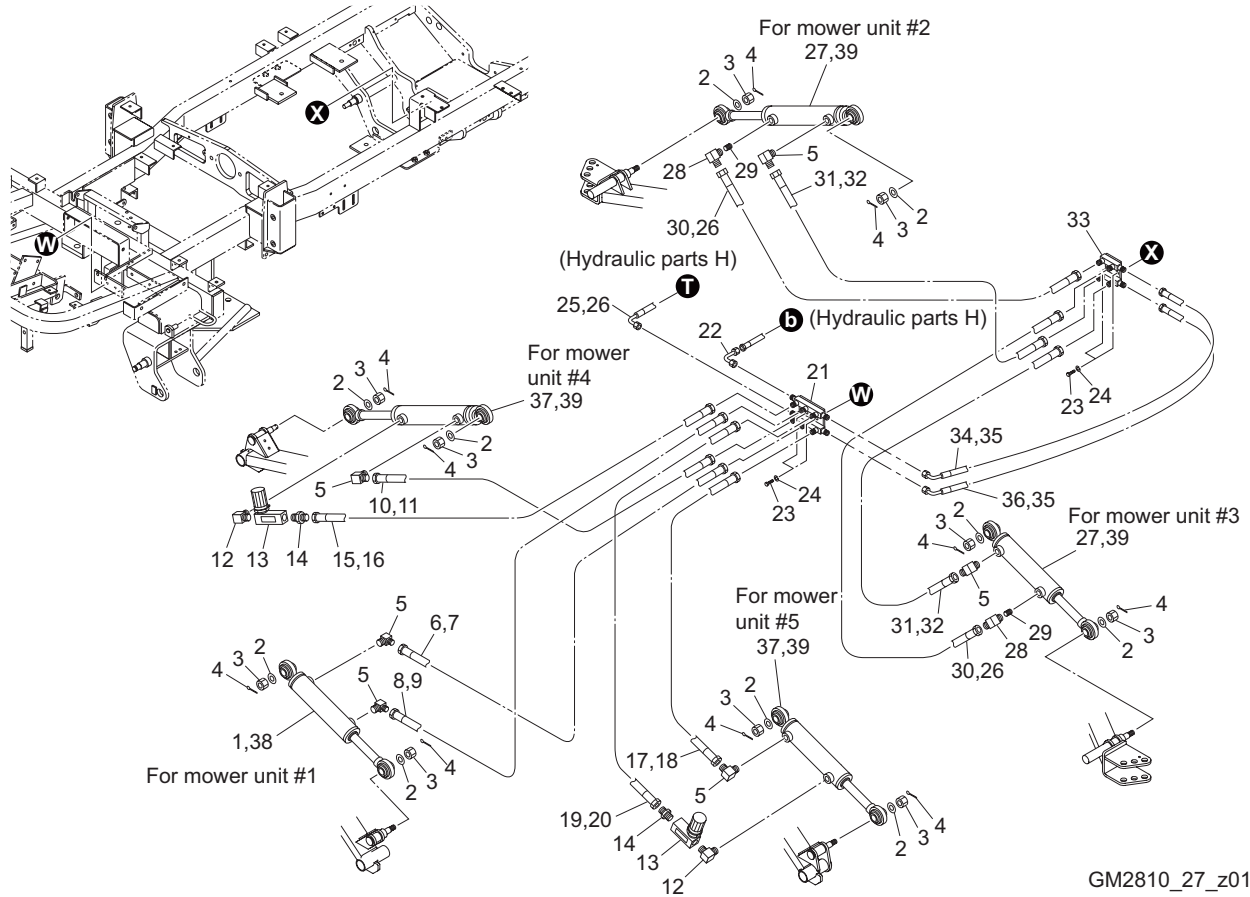


GM2810_27_z01

Cat No.	Code No.	Part name	Qty	Remark	SN of application
27 - 1	K3213000150	CYLINDER, 40-138 359	1		
27 - 2	K0215160001	WASHER, DISK SPRING H M16-2	10		
27 - 3	K0122160002	NUT, HIGH SLOTTED P1.5 M16	10		
27 - 4	K0300032402	PIN, COTTER M3.2-40	10		
27 - 5	K3001060002-Y	ELBOW, 90 DEG 1033-6	6		
27 - 6	K3101210600	HOSE, WP70-6-1-600	1		
27 - 7	K3190005000	TUBE, SPIRAL SP-12 500	1		
27 - 8	K3103210480	HOSE, WP140-6-1-480	1		
27 - 9	K3190003800	TUBE, SPIRAL SP-12 380	1		
27 - 10	K3101210850	HOSE, WP70-6-1-850	1		
27 - 11	K3190007500	TUBE, SPIRAL SP-12 750	1		
27 - 12	K3006000042-Y	ELBOW, PT1/4	2		
27 - 13	K3332000050	VALVE, SLOW RETURN HF02172	2		
27 - 14	K3000060002-Y	ADAPTOR, 1013-6	2		
27 - 15	K3103211000	HOSE, WP140-6-1-1000	1		
27 - 16	K3190008000	TUBE, SPIRAL SP-12 800	1		
27 - 17	K3101210750	HOSE, WP70-6-1-750	1		
27 - 18	K3190006500	TUBE, SPIRAL SP-12 650	1		
27 - 19	K3103210940	HOSE, WP140-6-1-940	1		
27 - 20	K3190007400	TUBE, SPIRAL SP-12 740	1		
27 - 21	GM2800-0802Z2-Y	MANIFOLD	1		
27 - 22	K3025069042-Y	ADAPTOR, FOR PIPE 069-04	1		
27 - 23	K0000080202	BOLT, M8-20	2		
27 - 24	K0200080002	WASHER, SPRING M8	2		
27 - 25	K3101230500	HOSE, WP70-6-3-500	1		
27 - 26	K3190004000	TUBE, SPIRAL SP-12 400	3		
27 - 27	K3213000160	CYLINDER, 45-110 270	2		
27 - 28	K3029000252-Y	ELBOW, 90 DEG 1033-6M6	2		
27 - 29	K0023000011-Y	SETSCREW, M6-6-1	2		
27 - 30	K3103210500	HOSE, WP140-6-1-500	2		

27. Hydraulic section J

GM2810

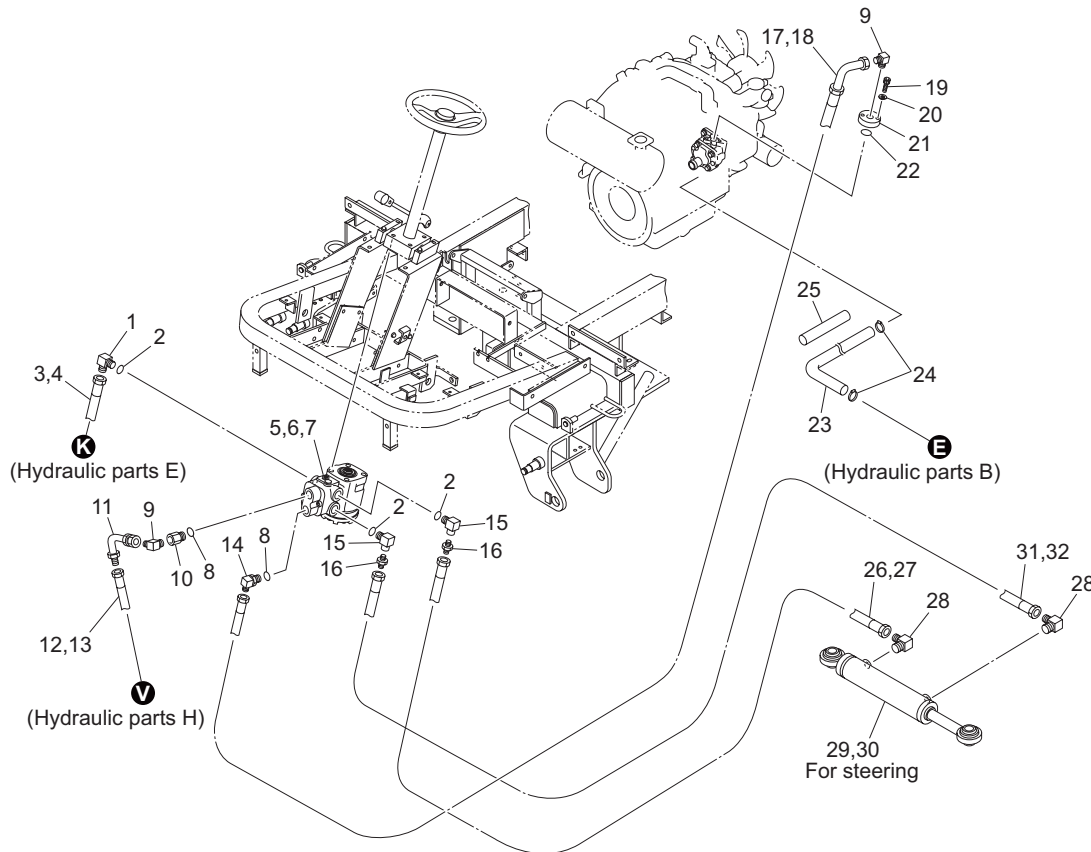


GM2810_27_z01

Cat No.	Code No.	Part name	Qty	Remark	SN of application
27 - 31	K3101210400	HOSE, WP70-6-1-400	2		
27 - 32	K3190003000	TUBE, SPIRAL SP-12 300	2		
27 - 33	GM2800-0803Z2-Y	MANIFOLD	1		
27 - 34	K3103222000	HOSE, WP140-6-2-2000	1		
27 - 35	K3190019000	TUBE, SPIRAL SP-12 1900	2		
27 - 36	K3101222000	HOSE, WP70-6-2-2000	1		
27 - 37	K3213000170	CYLINDER, 45-195 397	2		
27 - 38	YIS-40D-SK	SEAL KIT, CYLINDER	1		
27 - 39	YIS-45B-SK	SEAL KIT, CYLINDER	4		

28. Hydraulic section K

GM2810

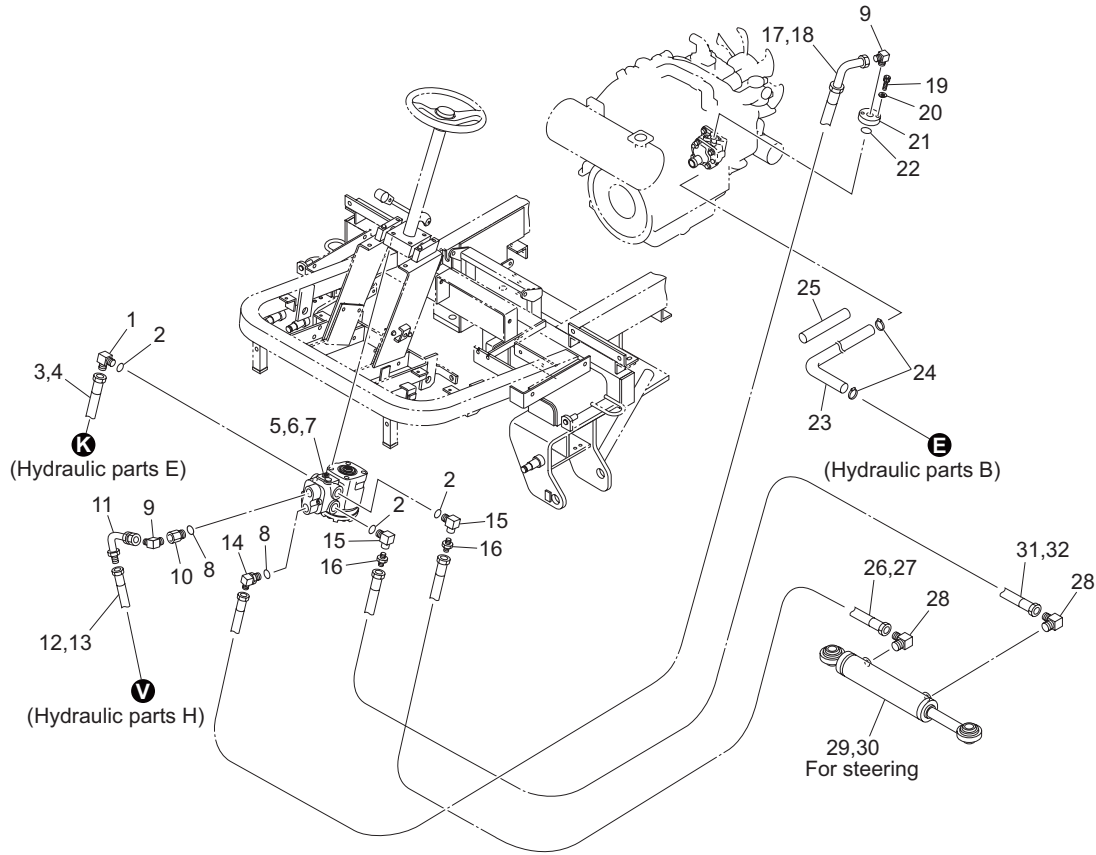


GM2810_28_z00

Cat No.	Code No.	Part name	Qty	Remark	SN of application
28 - 1	K3008000032-Y	ADAPTOR, 90 DEG 1086-9	1		
28 - 2	K0881014000	O-RING, P14B	3		
28 - 3	K3101311850	HOSE, WP70-9-1-1850	1		
28 - 4	K3191017500	TUBE, SPIRAL SP-15 1750	1		
28 - 5	K3294000120	STEERING, ORBIT ROLL LC-D1-E	1		
28 - 6	YBA0271A	SEAL KIT, ORBIT ROLL UA-B4-D	1		
28 - 7	YBK0039A	SEAL KIT, ORBIT ROLL LB-D1-A	1		
28 - 8	K0881018000	O-RING, P18B	2		
28 - 9	K3001090002-Y	ELBOW, 90 DEG. 1033-9	2		
28 - 10	K3029000042-Y	BUSHING, PF1/2*PT3/8	1		
28 - 11	K3025069062-Y	ADAPTOR, FOR PIPE 069-09	1		
28 - 12	K3103311050	HOSE, WP140-9-1-1050	1		
28 - 13	K3191009500	TUBE, SPIRAL SP-15 950	1		
28 - 14	K3008000352-Y	ELBOW, 90 DEG. ODD SIZED PF3/8 PF1/2	1		
28 - 15	K3008000082-Y	ADAPTOR, 90 DEG PF3/8PT1/4	2		
28 - 16	K3000060002-Y	ADAPTOR, 1013-6	2		
28 - 17	K3103322330	HOSE, WP140-9-2-2330	1		
28 - 18	K3191022300	TUBE, SPIRAL SP-15 2230	1		
28 - 19	K0000080252	BOLT, M8-25	2		
28 - 20	K0200080002	WASHER, SPRING M8	2		
28 - 21	LM2700-0811Z2-Y	FLANGE, PUMP	1		
28 - 22	K0881020000	O-RING, P20B	1		
28 - 23	GM2800-0863A0	HOSE, SUCTION 25-1050	1		
28 - 24	K4260000190	CLAMP, HOSE JUBILEE BAND 1	2		
28 - 25	K3172501200	HOSE, VINYL 38*44-120	1		
28 - 26	K3103213300	HOSE, WP140-6-1-3300	1		
28 - 27	K3190032000	TUBE, SPIRAL SP-12 3200	1		
28 - 28	K3001060002-Y	ELBOW, 90 DEG 1033-6	2		
28 - 29	K3213000190	CYLINDER, 40-187-393	1		
28 - 30	YIS-40A-SK	SEAL KIT, CYLINDER	1		

28. Hydraulic section K

GM2810

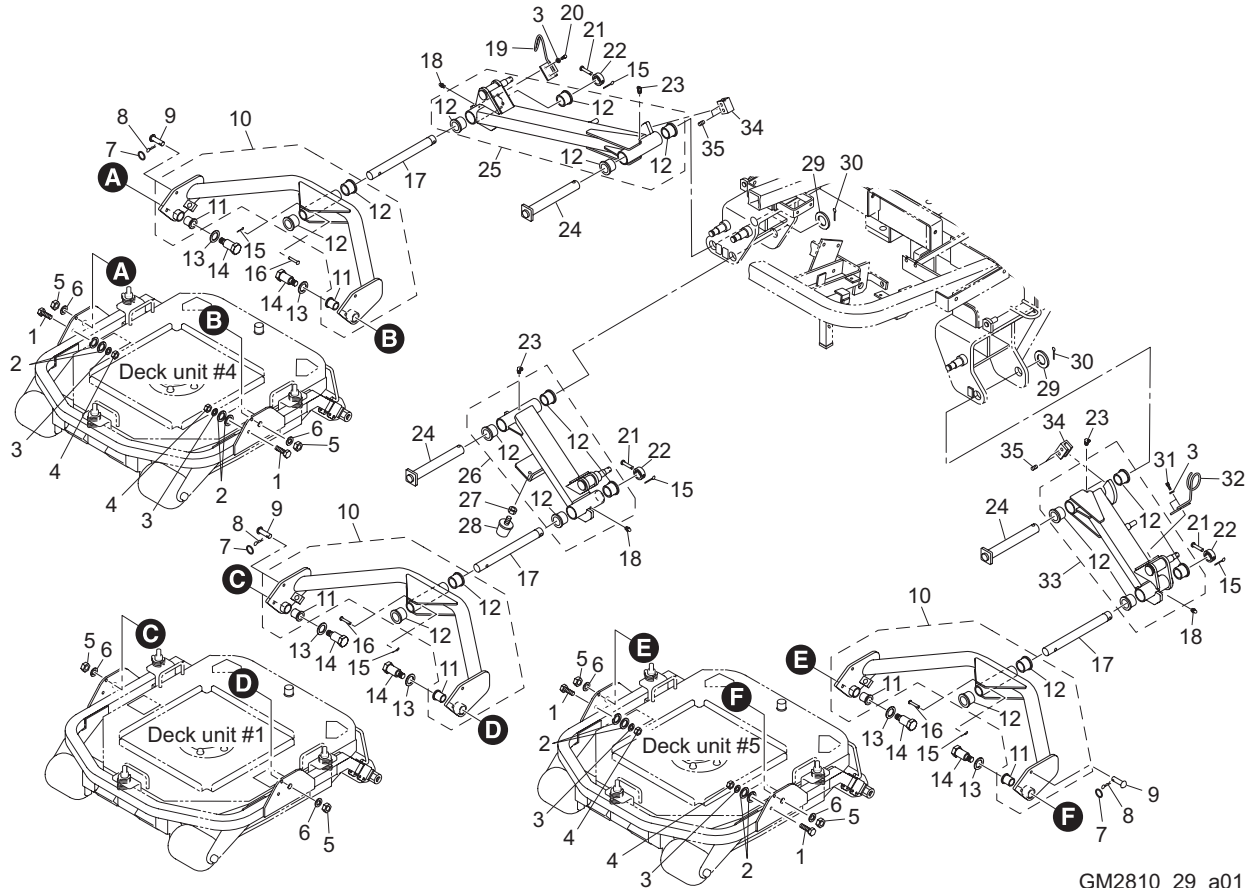


GM2810_28_z00

Cat No.	Code No.	Part name	Qty	Remark	SN of application
28 - 31	K3103213500	HOSE, WP140-6-1-3500	1		
28 - 32	K3190034000	TUBE, SPIRAL SP-12 3400	1		

29. Lift arm section (Front)

GM2810

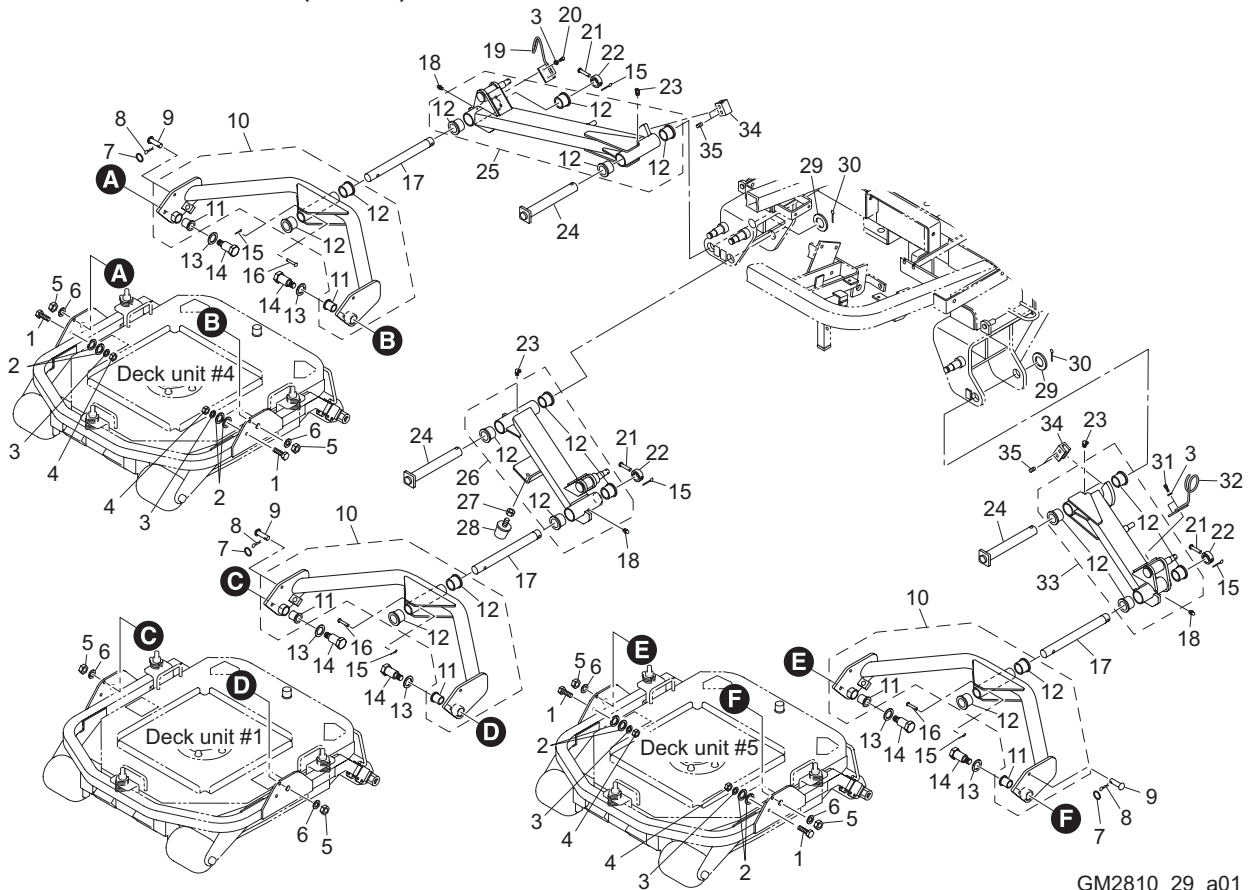


GM2810_29_a01

Cat No.	Code No.	Part name	Qty	Remark	SN of application
29 - 1	K0010080202	BOLT, HT M8-20	4		
29 - 2	K5073208322	WASHER, SPHC 3.2-8-32	8		
29 - 3	K0200080002	WASHER, SPRING M8	6		
29 - 4	K0100080002	NUT, M8	4		
29 - 5	K0103140002	NUT, P1.5 M14	6		
29 - 6	K0200140002	WASHER, SPRING M14	6		
29 - 7	K0880016000	O-RING, P16	3		
29 - 8	K0330800008	PIN, SNAP M8	3		
29 - 9	K6041080258	PIN, ROUND HEAD M8-25.6	3		
29 - 10	GM2800-0218AD	ARM, DECK	3		
29 - 11	K6010000130	BUSH, FLANGED 22-28-30	6		
29 - 12	K6010000140	BUSH, FLANGED 30-38-30	18		
29 - 13	K5011022352	WASHER, SPCC 1-22-35	6		
29 - 14	GM2800-0207Z2	BOLT, STEPPED	6		
29 - 15	K0341000002	PIN, SNAP WITH RETAINER M10	6		
29 - 16	K6041095548	PIN, ROUND HEAD M9.5-54	3		
29 - 17	GM2800-0208Z0	SHAFT	3		
29 - 18	K1440000010	GREASE NIPPLE, A TYPE	3		
29 - 19	LM2700-0232Z2	GUIDE, HOSE B	1		
29 - 20	K0000080252	BOLT, M8-25	2		
29 - 21	GM2800-0210Z8	PIN, HT FLAT HEAD 9.6-54.5	3		
29 - 22	K6215000362	COLLAR, STKM WITH HOLE M30-42-16	3		
29 - 23	K1440000020	GREASE NIPPLE, C	3		
29 - 24	K7147000232	PIN, WITH HOLE M30-196	3		
29 - 25	GM2800-0205ZD	ARM, LIFTING #4 MOWER	1		
29 - 26	GM2800-0202ZD	ARM, LIFTING #1 MOWER	1		
29 - 27	K0100100002	NUT, M10	1		
29 - 28	K4049050000	STOPPER, RUBBER KI-50	1		
29 - 29	K5012330452	WASHER, SPCC 2.3-30-45	2		
29 - 30	K0300040502	PIN, COTTER M4-50	2		

29. Lift arm section (Front)

GM2810

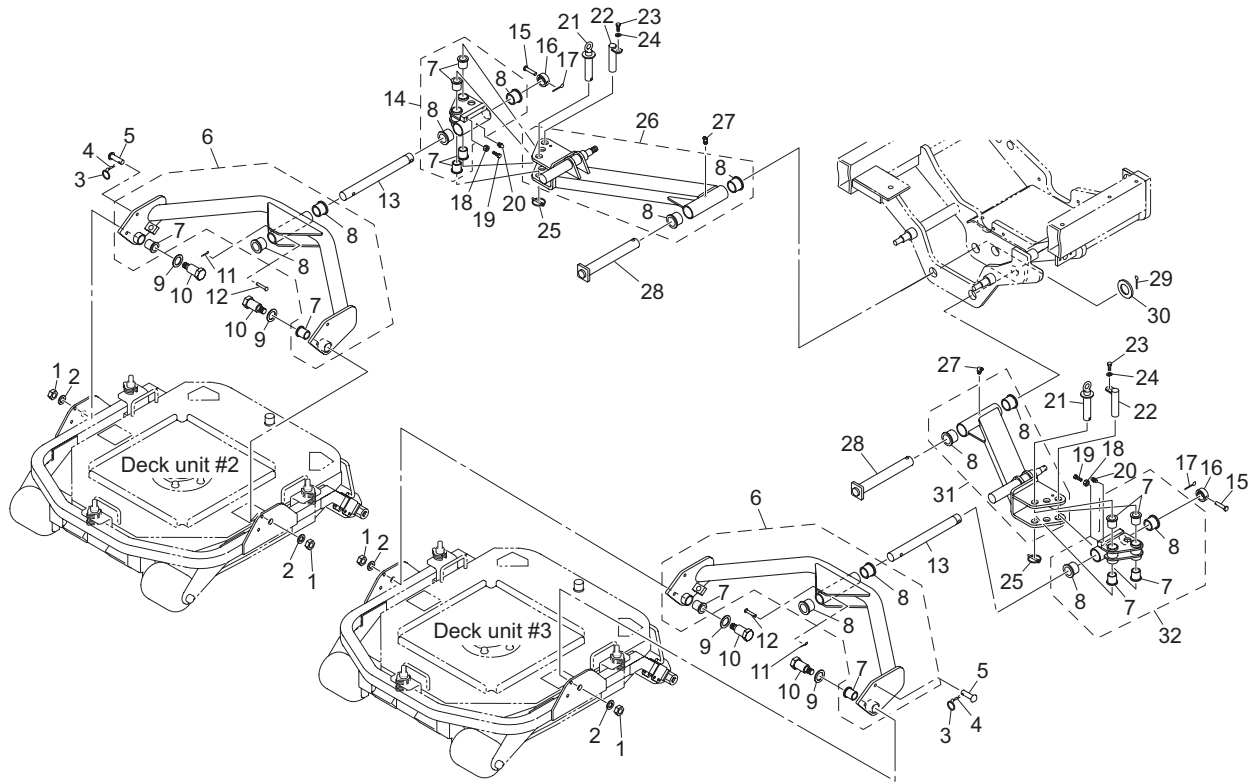


GM2810_29_a01

Cat No.	Code No.	Part name	Qty	Remark	SN of application
29 - 31	K0000080202	BOLT, M8-20	2		
29 - 32	LM2700-0234Z2	GUIDE, HOSE D	1		
29 - 33	GM2800-0206ZD	ARM, LIFTING #5 MOWER	1		
29a - 34	GM2800-0215Z2	STOPPER, MOWER	2		
29a - 35	K0028060100	SETSCREW, SUS M6-10	4		

30. Lift arm section (Rear)

GM2810

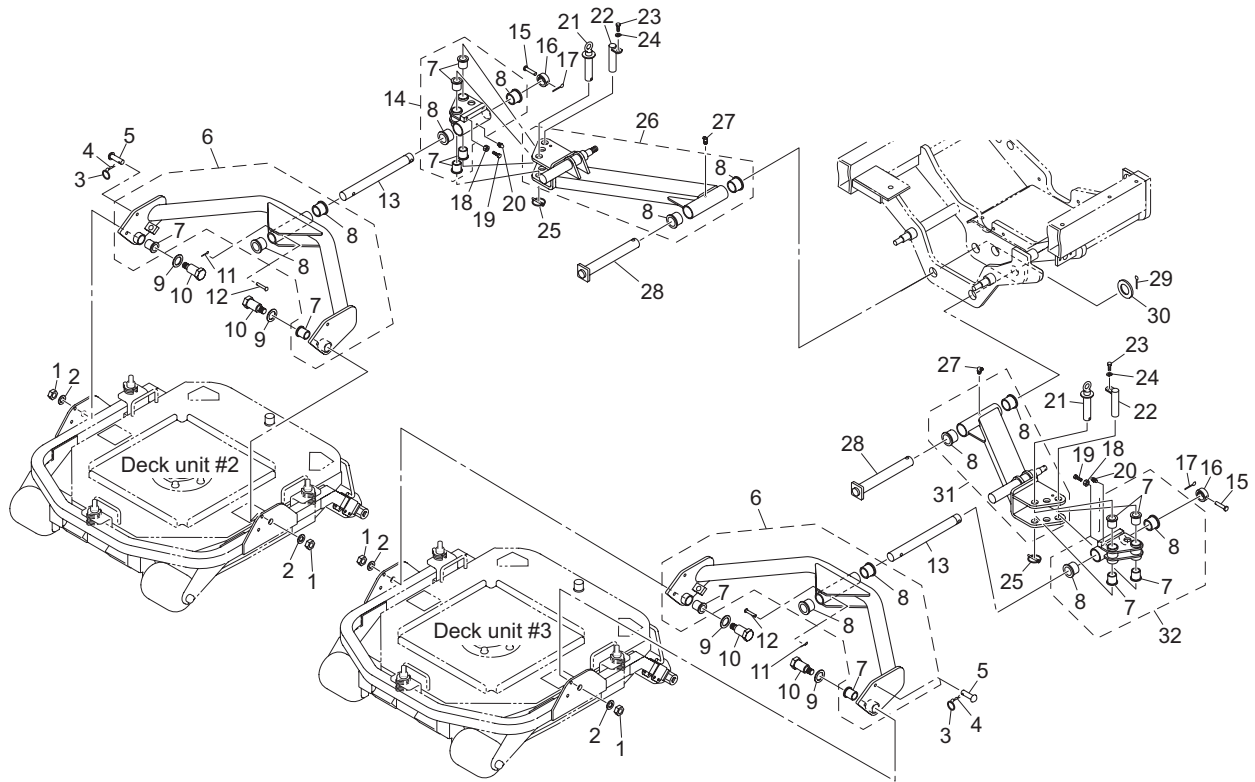


GM2810_30_a00

Cat No.	Code No.	Part name	Qty	Remark	SN of application
30 - 1	K0103140002	NUT, P1.5 M14	4		
30 - 2	K0200140002	WASHER, SPRING M14	4		
30 - 3	K0880016000	O-RING, P16	2		
30 - 4	K0330800008	PIN, SNAP M8	2		
30 - 5	K6041080258	PIN, ROUND HEAD M8-25.6	2		
30 - 6	GM2800-0218AD	ARM, DECK	2		
30 - 7	K6010000130	BUSH, FLANGED 22-28-30	12		
30 - 8	K6010000140	BUSH, FLANGED 30-38-30	12		
30 - 9	K5011022352	WASHER, SPCC 1-22-35	4		
30 - 10	GM2800-0207Z2	BOLT, STEPPED	4		
30 - 11	K0341000002	PIN, SNAP WITH RETAINER M10	2		
30 - 12	K6041095548	PIN, ROUND HEAD M9.5-54	2		
30 - 13	GM2800-0208Z0	SHAFT	2		
30 - 14	GM2800-0212AD	FITTING, ROTATING #2	1		
30 - 15	GM2800-0210Z8	PIN, HT FLAT HEAD 9.6-54.5	2		
30 - 16	K6215000362	COLLAR, STKM WITH HOLE M30-42-16	2		
30 - 17	K0300025202	PIN, COTTER M2.5-20	2		
30 - 18	K0100080002	NUT, M8	2		
30 - 19	K0000080302	BOLT, M8-30	2		
30 - 20	K1440000010	GREASE NIPPLE, A TYPE	2		
30 - 21	GM2800-0213A2	PIN, WITH GRIP	2		
30 - 22	LM2700-0211B2	SHAFT, SLEWING (REAR)	2		
30 - 23	K0000080202	BOLT, M8-20	2		
30 - 24	K0200080002	WASHER, SPRING M8	2		
30 - 25	K6061060002	PIN, CLIP M6	2		
30 - 26	GM2800-0203ZD	ARM, LIFTING #2 MOWER	1		
30 - 27	K1440000020	GREASE NIPPLE, C	2		
30 - 28	K7147000232	PIN, WITH HOLE M30-196	2		
30 - 29	K0300040502	PIN, COTTER M4-50	2		
30 - 30	K5012330452	WASHER, SPCC 2.3-30-45	2		

30. Lift arm section (Rear)

GM2810

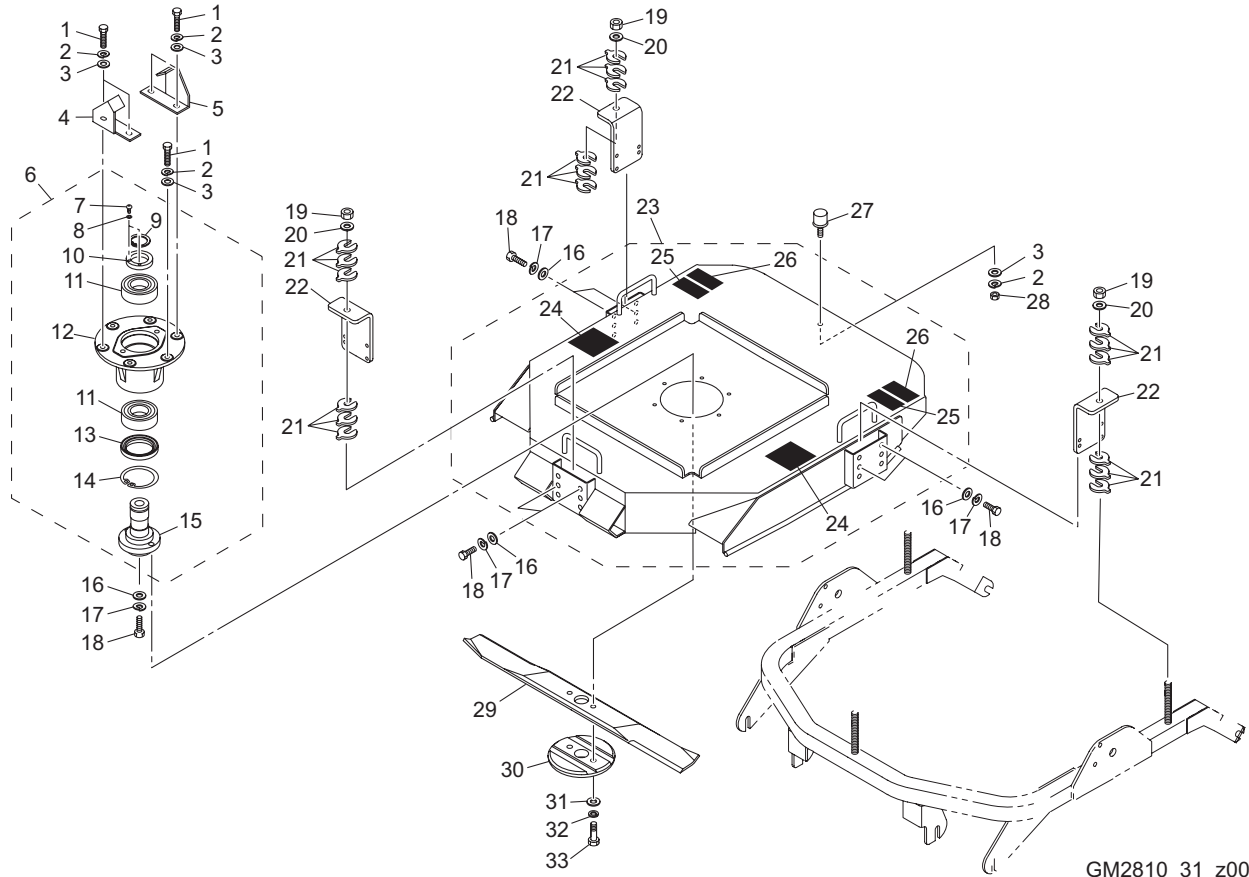


GM2810_30_a00

Cat No.	Code No.	Part name	Qty	Remark	SN of application
30 - 31	GM2800-0204ZD	ARM, LIFTING #3 MOWER	1		
30 - 32	GM2800-0211AD	FITTING, ROTATING #3	1		

31. Deck section A

GM2810

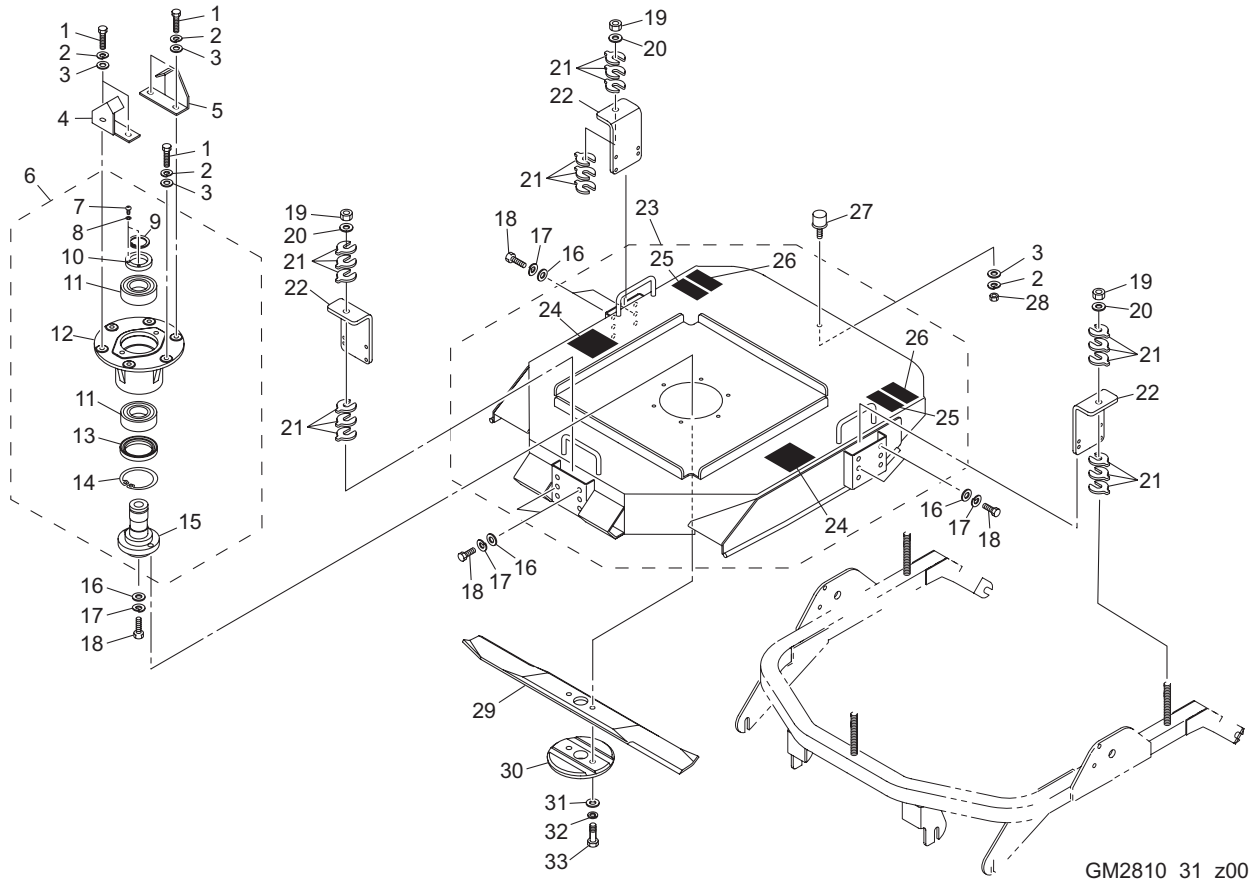


GM2810_31_z00

Cat No.	Code No.	Part name	Qty	Remark	SN of application
31 - 1	K0000080402	BOLT, M8-40	30		
31 - 2	K0200080002	WASHER, SPRING M8	35		
31 - 3	K5000080002	WASHER, M8	35		
31a - 4	GM2810-0816Z2	STOPPER, DECK #1 #2 #4	3		
31a - 5	GM2810-0817Z2	STOPPER, DECK #3 #5	2		
31 - 6	GM2800-0153Z0	HOUSING Assy	5		
31 - 7	K0042030052	SCREW, + ROUND HEAD M3-5	10		
31 - 8	K0200030002	WASHER, SPRING M3	10		
31 - 9	K0401040001	RING, RETAINING S M40	5		
31 - 10	GM2800-0119Z0	COLLAR, RETAINING	5		
31 - 11	K0612062080	BEARING, BALL SEAL 2RD 6208	10		
31 - 12	GM2800-0131Z2	HOUSING	5		
31 - 13	K0826082120	OIL SEAL, MHSA608212	5		
31 - 14	K0402080001	RING, RETAINING R M80	5		
31 - 15	GM2800-0123Z0	SHAFT	5		
31 - 16	K5000100002	WASHER, M10	35		
31 - 17	K0200100002	WASHER, SPRING M10	35		
31 - 18	K0000100202	BOLT, M10-20	35		
31 - 19	K0100140002	NUT, M14	15		
31 - 20	K0212140002	WASHER, DISK SPRING L M14-1	15		
31 - 21	GM2800-0110Z2	COLLAR, ADJUSTING	90		
31 - 22	GM2800-0109ZR	PLATE, ADJUSTING CUTTING HEIGHT	15		
31a - 23	GM2810-0156Z0	DECK COMP, ROTARY	5		
31 - 24	K4205001600	DECAL, CAUTION TO MUTILATION	10		
31 - 25	K4205001650	DECAL, CAUTION TO FRYING OBJECT	10		
31 - 26	K4205001780	DECAL, CAUTION CUTTING HANDS/FEET	10		
31 - 27	K4049040000	RUBBER, STOPPER KI-40	5		
31 - 28	K0100080002	NUT, M8	5		
31 - 29	K253000009B	BLADE, ROTARY 690	5		
31 - 30	GM2800-0104Z0	RETAINER, BLADE	5		

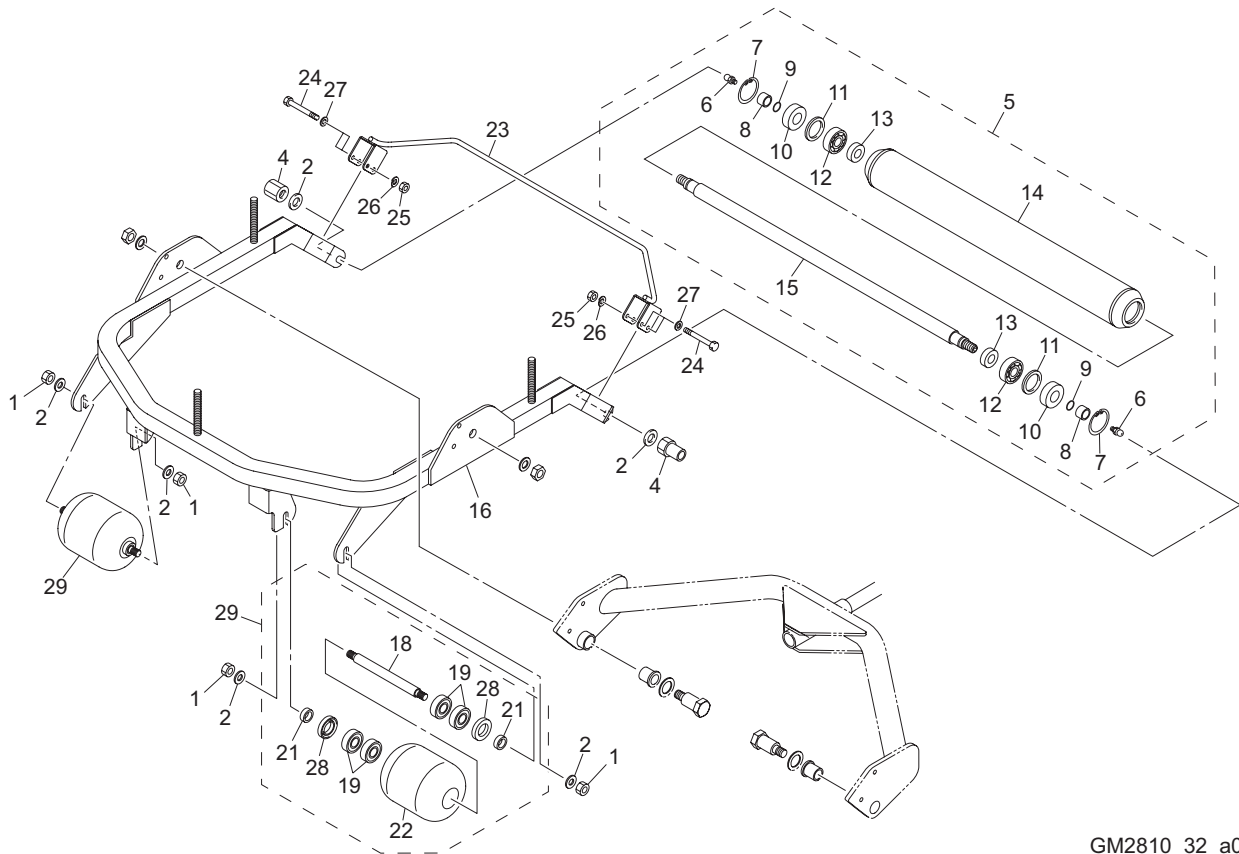
31. Deck section A

GM2810



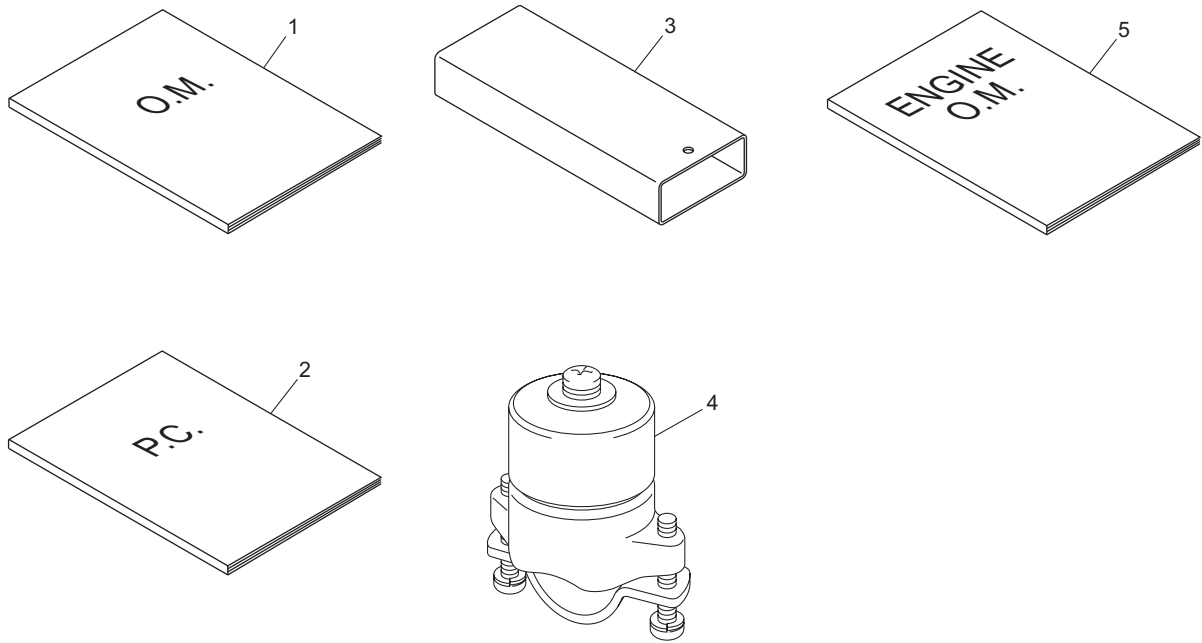
GM2810_31_z00

Cat No.	Code No.	Part name	Qty	Remark	SN of application
31 - 31	K5000120002	WASHER, M12	10		
31 - 32	K0200120002	WASHER, SPRING M12	10		
31 - 33	K0010120302	BOLT, HT P1.75 M12-30	10		



GM2810_32_a01

Cat No.	Code No.	Part name	Qty	Remark	SN of application
32 - 1	K0100140002	NUT, M14	20		
32 - 2	K0212140002	WASHER, DISK SPRING L M14-1	30		
32 - 3					
32a - 4	K0160000678	NUT, SPECIAL M14-27	10		
32 - 5	GM2800-0116Z0	ROLLER ASSY, REAR	5		
32 - 6	K1440000010	GREASE NIPPLE, A TYPE	10		
32 - 7	K0402047001	RING, RETAINING R M47	10		
32 - 8	K6219000580	COLLAR, SUS M17-25-16	10		
32 - 9	K0885015000	O-RING, S15	10		
32 - 10	K0822547080	OIL SEAL, MHSA25478	10		
32 - 11	K5090000802	WASHER, SPHC 3.2-40-47	10		
32 - 12	K0600063030	BEARING, BALL 6303	10		
32 - 13	K0822235080	OIL SEAL, MHSA22358	10		
32 - 14	GM2800-0112ZD	ROLLER 76.2-785.4	5		
32 - 15	GM2800-0111Z0	SHAFT, ROLLER 22-838.4	5		
32 - 16	GM2800-0101ZR	FRAME, DECK	5		
32a - 17					
32a - 18	GM2800-0133Z2	AXIS, ARM	10		
32a - 19	K0629000040	BEARING, BALL 63042RSC3N03	40		
32a - 20					
32a - 21	GM2800-0134Z2	COLLAR, STKM M20-30-17	20		
32a - 22	GM2800-0132ZD	ROLLER, FRONT 127C	10		
32a - 23	GM2810-0101ZR	BAR, PROTECTION	5		
32a - 24	K0000080602	BOLT, M8-60	20		
32a - 25	K0100080002	NUT, M8	20		
32a - 26	K0200080002	WASHER, SPRING M8	20		
32a - 27	K5000080002	WASHER, M8	20		
32a - 28	K0853052080	OIL SEAL, PJN30528	20		
32a - 29	GM2800-0140Z0	ROLLER ASSY, FRONT	10		



GM2810_33_z02

Cat No.	Code No.	Part name	Qty	Remark	SN of application
33a - 1	750102-73-A	OWNERS OPERATING MANUAL, GM2810(GB)	1		
33a - 2	750102-73-B	PARTS CATALOG, GM2810(GB)	1		
33 - 3	GM2800-1002ZD	PIPE, SQUARE	1		
33 - 4	K4802000050	BALANCER ASSY, 32	1		
33 - 5	PF1J334-8911-2	OWNERS OPERATING MANUAL, ENGINE KUBOTA(JP)	1		
33 - 6					

MEMO

BARONESS[®]
Quality on Demand



KYOEISHA CO., LTD.

Head Office 1-26, Miyuki-cho, Toyokawa, Tel : (0533)84-1390
Aichi-Pref. 442-8530 Japan. Fax : (0533)89-3623