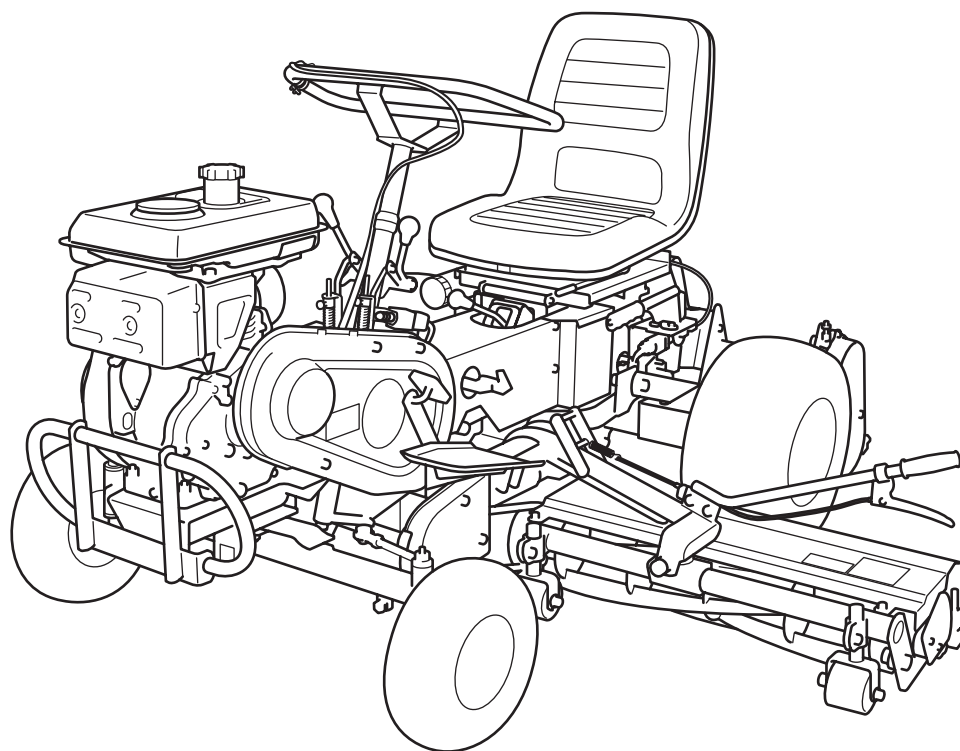


**BARONESS**<sup>®</sup>

***LM180C***

Super Mower

Parts catalog



**BARONESS**<sup>®</sup>

Quality on Demand

Serial No.15001~

Ver.1.1

## Greeting

Thank you for purchasing Baroness machine.

This machine has been shipped from the factory after comprehensive test runs and inspections. However, the optimum performance of the machine depends on how you use and maintain it, including routine inspections, adjustments, and fuel supplies before and after the operation.

We hope you will use the machine safely, and take advantage of its best performance.

## Note

(For inquiry about this machine)

Since the type of machine may be changed sequentially, inform us of the type and the serial number.

The information described in this manual is subject to change without prior notice.

When replacing parts, be sure to use Baroness parts or parts designated by Kyo-eisha.

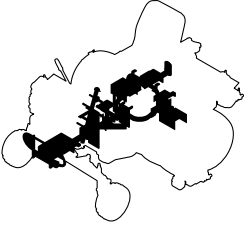

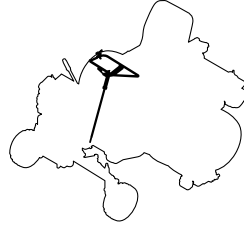
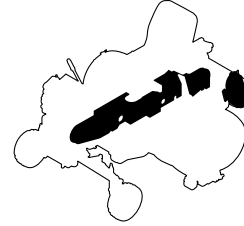
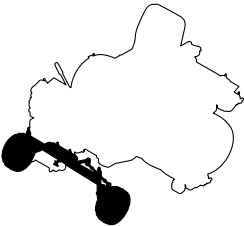
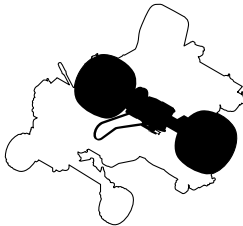
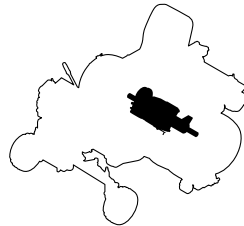


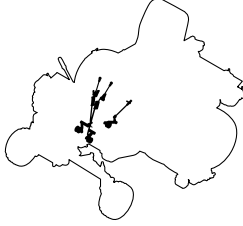
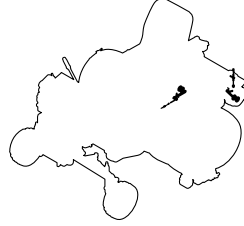
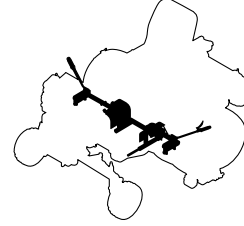
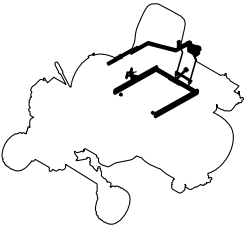
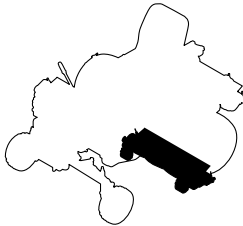
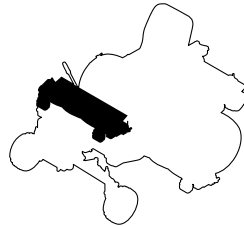

Note that the Baroness product warranty may not apply to defects caused by the use of parts from other companies.

(For ordering parts)

For prevention of delivery of wrong parts, be sure to inform us of the code number and the part name.

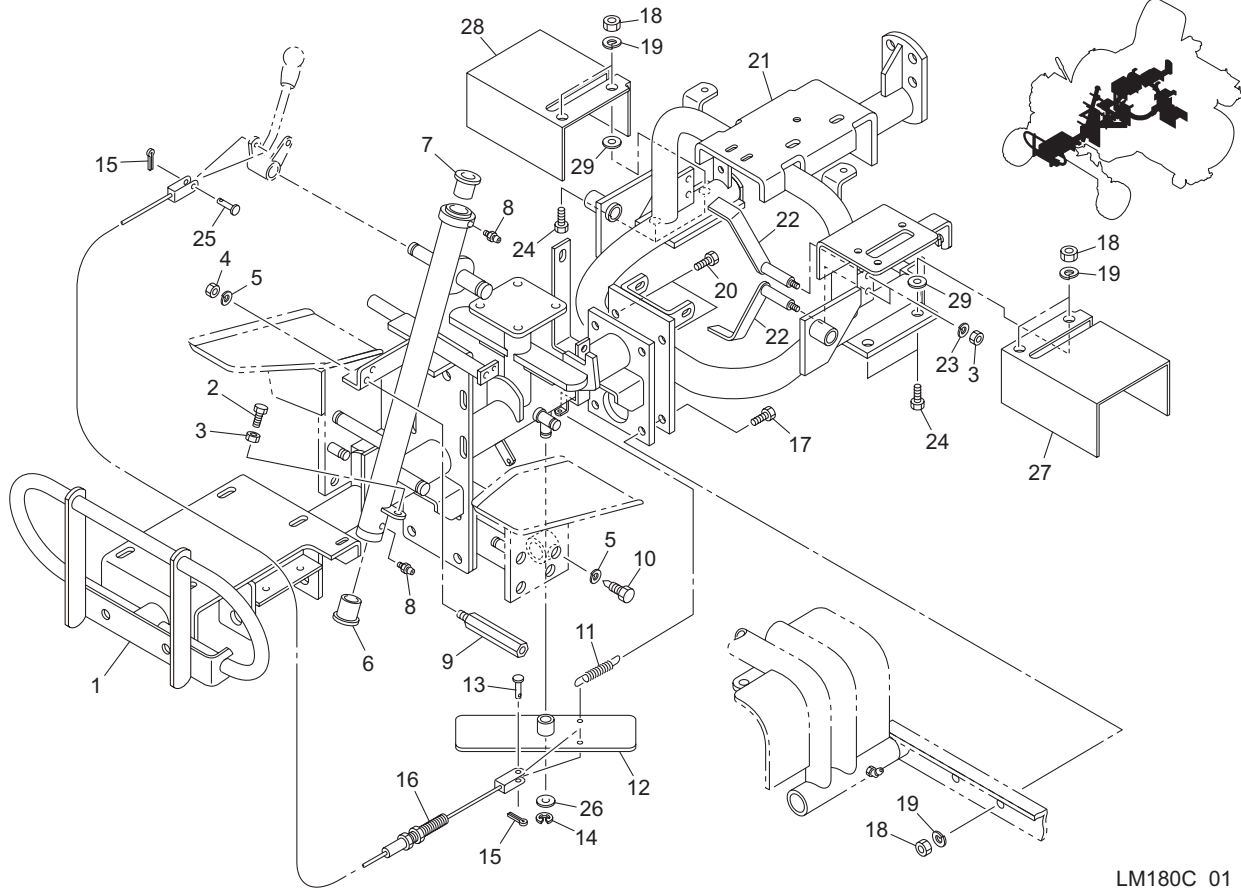
Example:	Code No.	Part Name	Qty
	LM180C-0301ZD	Frame, front	1

# Contents

<p>1.Frame portion .....P2</p> 	<p>2.Seat portion .....P3</p> 	<p>3.Handleportion .....P4</p> 	<p>4.Coverportion ..... P5, 6</p> 
<p>5.Front wheel portion... P7, 8</p> 	<p>6.Rear wheel and Mission portion .....P9, 10</p> 	<p>7.Mission case portion..P11, 12 8.Gear portion .....P13, 14</p> 	<p>9.Engine portion ..... P15</p> 
<p>10.Intermediate shaft portion A..... P16 11.Intermediate shaft portion B .....P17, 18</p> 	<p>12.Tension portion A.....P19, 20</p> 	<p>13.Tension portion B .....P21</p> 	<p>14.Left and right mower lifting portion .....P22, 23</p> 
<p>15.Rear mower lifting portion .....P24, 25</p> 	<p>16.Left mower portion A ..... P26 17.Left mower portion B.. P27, 28 18.Left mower portion C..... P29 19.Left mower portion D..... P30</p> 	<p>20.Right mower portion A..... P31 21.Right mower portion B.. P32, 33 22.Right mower portion C .... P34 23.Right mower portion D .... P35</p> 	<p>24.Rear mower portion A ..... P36 25.Rear mower portion B .. P37, 38 26.Rear mower portion C ..... P39 27.Rear mower portion D..... P40 28.Rear mower portion E ..... P41</p> 
<p>29.Accessory tools ..... P42</p>			

# 1. Frame portion

LM180C

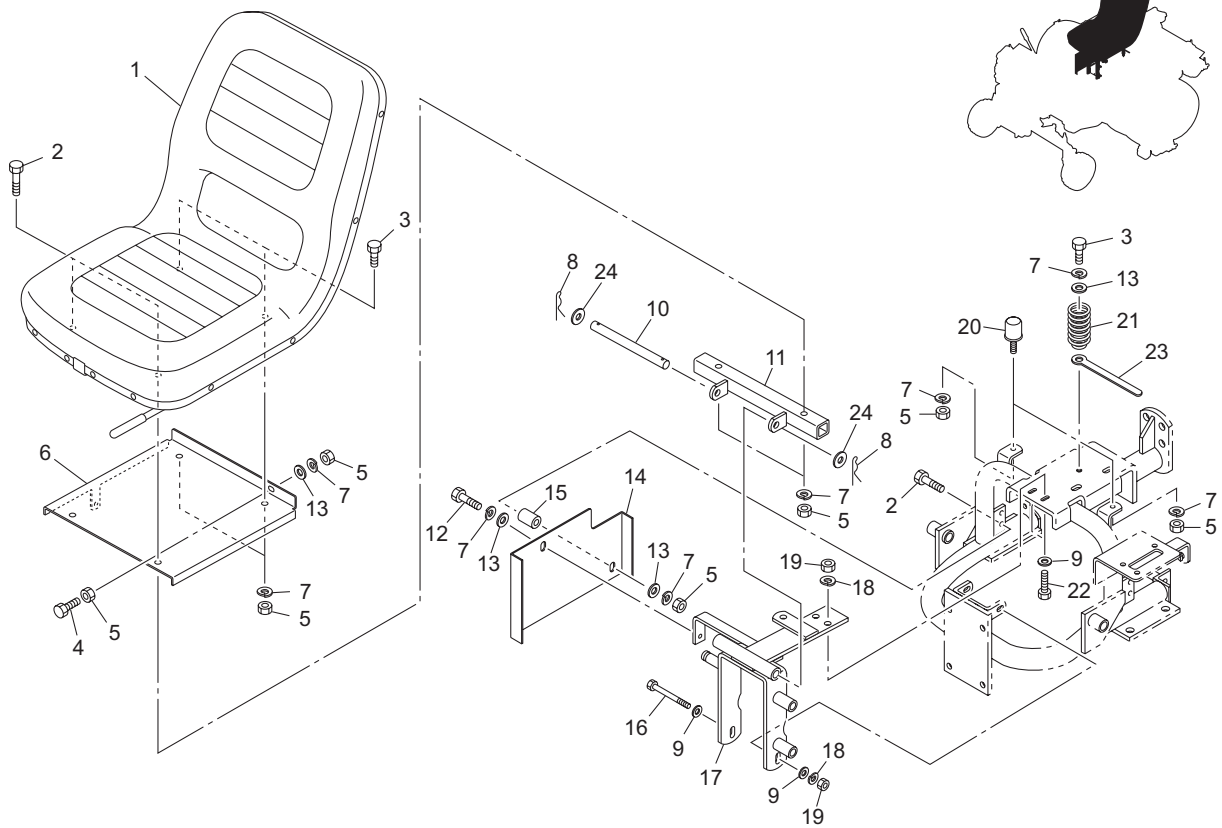


LM180C\_01\_a

Cat No.	Code No.	Part name	Qty	Remark	SN of application
1 - 1	LM180C-0301ZD	FRAME, FRONT	1		
1 - 2	K0000080252	BOLT, M8-25	1		
1 - 3	K0100080002	NUT, M8	3		
1 - 4	K0100100002	NUT, M10	1		
1 - 5	K0200100002	WASHER, SPRING M10	3		
1 - 6	K6010000070	BUSH, 17.3-22-22	1		
1 - 7	K6010000080	BUSH, WITH HOLE 22.3-30-25	1		
1 - 8	K1440000010	GREASE NIPPLE, A TYPE	2		
1 - 9	LM180A-1003A2	SHAFT, FIXING COVER	1		
1 - 10	LM180A-0308Z2	BOLT, AXIS	2		
1 - 11	K1030000038	SPRING, WITH U HOOK M1.2-10.4-56	1		
1 - 12	LM180C-0302ZD	STOPPER	1		
1 - 13	K6030050152	PIN, FLAT HEAD M5-15	1		
1 - 14	K0400012002	RING, RETAINING E M12	1		
1 - 15	K0300020122	PIN, COTTER M2-12	1		
1 - 16	K1160090000	WIRE, ADJUSTING 900	1		
1 - 17	K0000120402	BOLT, M12-40	2		
1 - 18	K0100120002	NUT, M12	8		
1 - 19	K0200120002	WASHER, SPRING M12	8		
1 - 20	K0000120352	BOLT, M12-35	2		
1 - 21	LM180C-0401ZD	FLAME, REAR	1		
1 - 22	LM180A-0450Z2	STOPPER, BELT (UPPER)	2		
1 - 23	K0200080002	WASHER, SPRING M8	2		
1 - 24	K0000120352	BOLT, M12-35	4		
1 - 25	K6030050122	PIN, FLAT HEAD M5-12	1		
1 - 26	K5051016240	WASHER, C5191P 1-16-24	1		
1a- 27	LM180BS2104ZD	COVER, REAR WHEEL (L)	1		
1a- 28	LM180BS2105ZD	COVER, REAR WHEEL (R)	1		
1a- 29	K5074512252	WASHER, SPHC 4.5-12-25	4		

## 2. Seat portion

LM180C

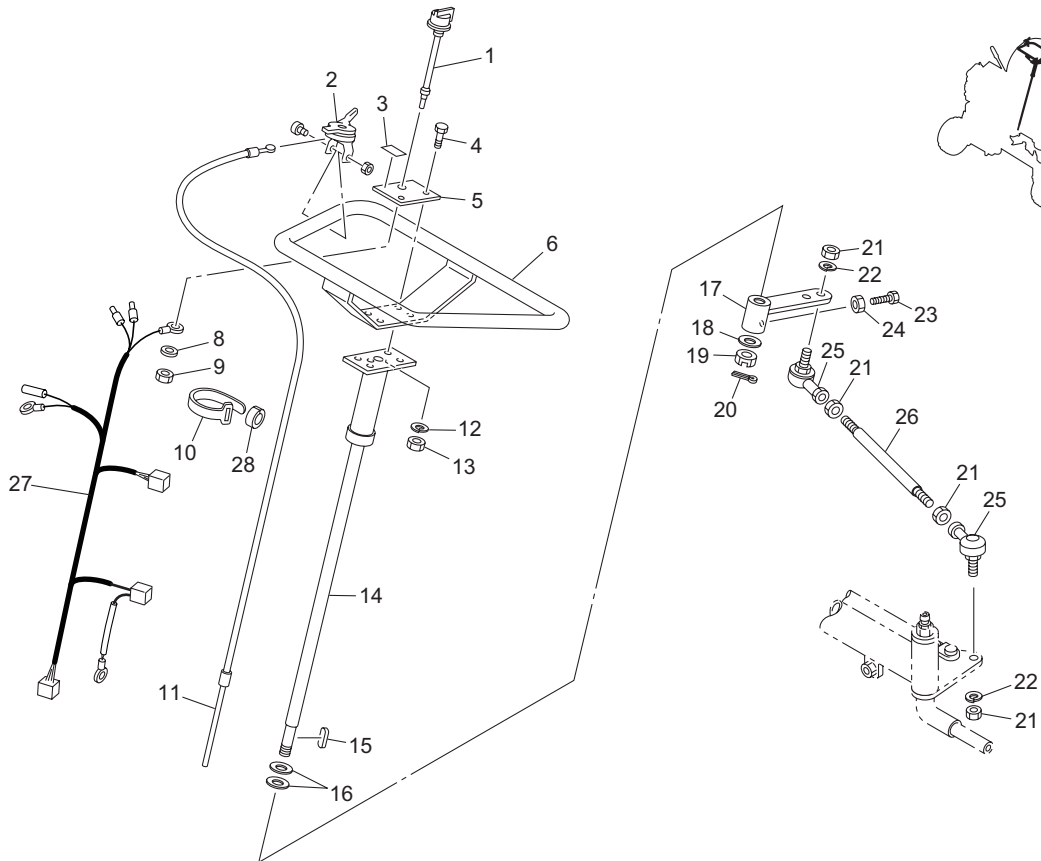


LM180C\_02\_z

Cat No.	Code No.	Part name	Qty	Remark	SN of application
2 - 1	K1700000340	SEAT, SN3B WITH RAIL	1		
2 - 2	K0000080502	BOLT, M8-50	3		
2 - 3	K0000080202	BOLT, M8-20	3		
2 - 4	K0000080302	BOLT, M8-30	1		
2 - 5	K0100080002	NUT, M8	9		
2 - 6	LM180C-0403ZD	BASE, SEAT	1		
2 - 7	K0200080002	WASHER, SPRING M8	10		
2 - 8	K0331000008	PIN, SNAP M10	2		
2 - 9	K5000100002	WASHER, M10	4		
2 - 10	K6151000162	SHAFT, WITH HOLE M10-180	1		
2 - 11	LM180C-0402ZD	FIXTURE, SEAT (FRONT)	1		
2 - 12	K0000080152	BOLT, M8-15	1		
2 - 13	K5000080002	WASHER, M8	4		
2 - 14	LM180C-1037ZR	COVER, BRAKE	1		
2 - 15	K6211000432	COLLAR, SGP 9.2-13.8-33	1		
2 - 16	K0013101302	BOLT, HT M10-130	1		
2 - 17	LM180C-0404ZD	BASE, SEAT	1		
2 - 18	K0200100002	WASHER, SPRING M10	3		
2 - 19	K0100100002	NUT, M10	3		
2 - 20	K4049040000	RUBBER, STOPPER KI-40	2		
2 - 21	K100000085D	SPRING, COMPRESSION M4.5-34.5-50	1		
2 - 22	K0000100302	BOLT, M10-30	2		
2 - 23	K4281000020	CLAMP, HARNESS 8.5 80	1		
2 - 24	K5011010202	WASHER, SPCC 1-10-20	2		

### 3. Handle portion

LM180C

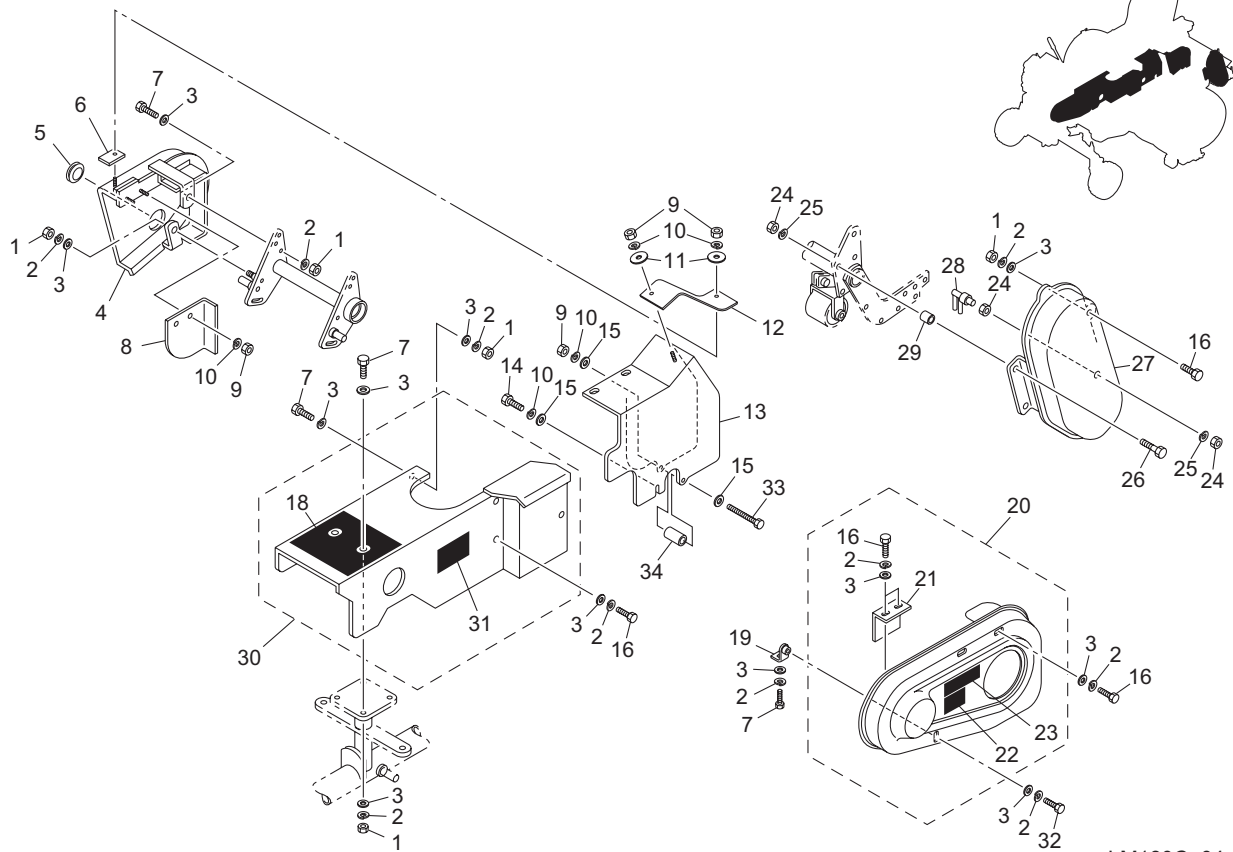


LM180C\_03\_a

Cat No.	Code No.	Part name	Qty	Remark	SN of application
3 - 1	K3662000050	SWITCH, TOGGLE FOR ENGINE	1		
3 - 2	K1203521000	LEVER, THROTTLE E352100	1		
3 - 3	K4203000670	DECAL, ENGINE SWITCH	1		
3 - 4	K0010060202	BOLT, HT M6-20	4		
3 - 5	LM180B-0721ZD	MOUNT, STOP SWITCH	1		
3 - 6	LM180B-0701ZD	HANDLE	1		
3a- 7					
3 - 8	K0210080002	SPRING, CONICAL DISC L M8	1		
3 - 9	K0102080002	NUT, M8-3	1		
3 - 10	K4241000010	BAND, NYLON 140	1		
3 - 11	K1110135000	WIRE, THROTTLE 1350	1		
3 - 12	K0200060002	WASHER, SPRING M6	4		
3 - 13	K0100060002	NUT, M6	4		
3 - 14	LM180A-0702CD	SHAFT, HANDLE	1		
3 - 15	K0500404310	KEY, BOTH ROUND M4-431.5	1		
3 - 16	K5051017300	WASHER, C5191P 1-17-30	2		
3 - 17	LM180A-0706A2	ARM	1		
3 - 18	K5000120002	WASHER, M12	1		
3 - 19	K0124120002	NUT, THIN SLOTTED M12	1		
3 - 20	K0300032252	PIN, COTTER M3.2-25	1		
3 - 21	K0100120002	NUT, M12	4		
3 - 22	K0200120002	WASHER, SPRING M12	2		
3 - 23	K0000080202	BOLT, M8-20	1		
3 - 24	K0100080002	NUT, M8	1		
3 - 25	K1604120000	JOINT, SPHERICAL LHSA12	2		
3 - 26	LM180A-0713Z2	ROD, RELAY	1		
3a- 27	LM180C-0901Z0	HARNESS	1		
3 - 28	K4241000070	TUBE, URETHANE 7	1		

# 4. Cover portion

LM180C

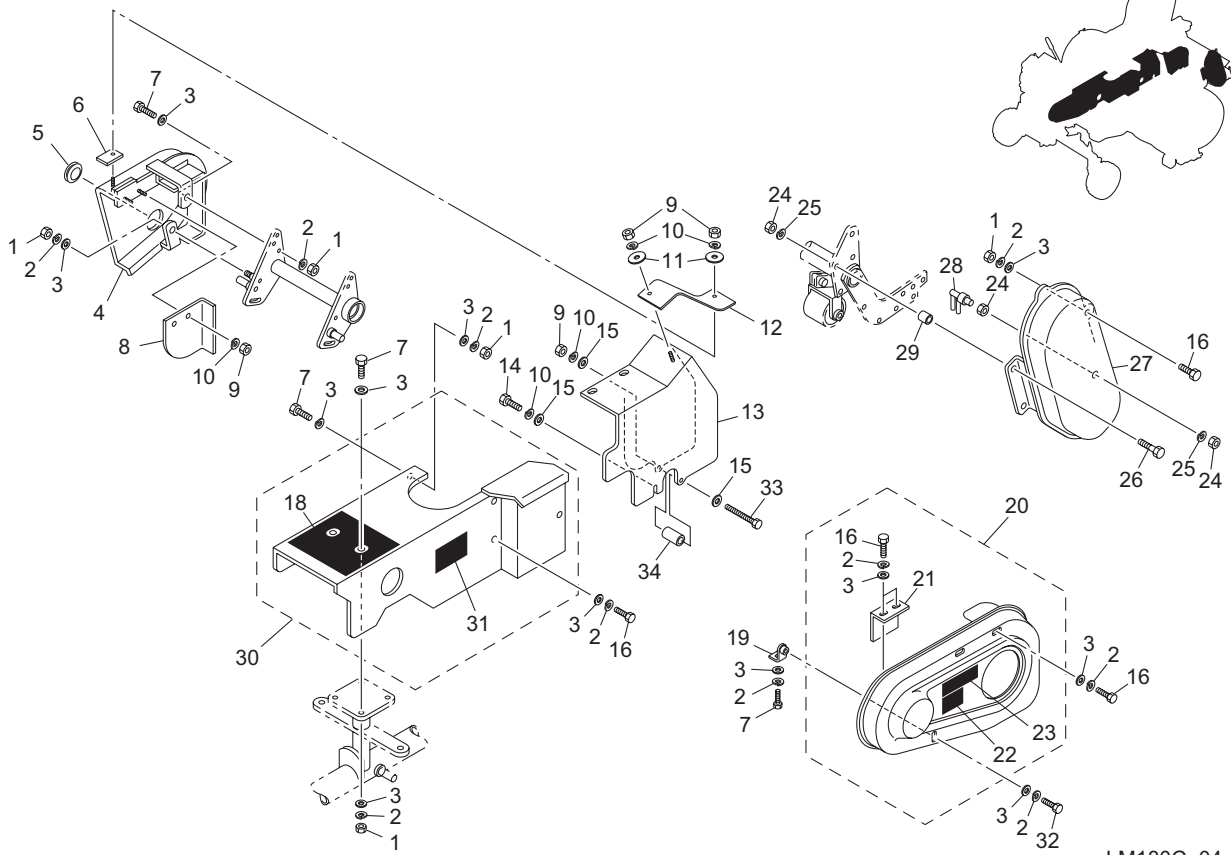


LM180C\_04\_a

Cat No.	Code No.	Part name	Qty	Remark	SN of application
4 - 1	K0100080002	NUT, M8	6		
4 - 2	K0200080002	WASHER, SPRING M8	14		
4 - 3	K5000080002	WASHER, M8	17		
4 - 4	LM180C-1018ZR	COVER, BELT D	1		
4 - 5	K0901000010	GROMMET, W/SEALING GB-42	1		
4 - 6	K514400163D	PLATE, 25 WITH HOLE 8.5	1		
4 - 7	K0000080202	BOLT, M8-20	5		
4 - 8	LM180C-0201AR	COVER	1		
4 - 9	K0100060002	NUT, M6	5		
4 - 10	K0200060002	WASHER, SPRING M6	6		
4 - 11	K5012306252	WASHER, SPCC 2.3-6-25	2		
4 - 12	K4033000570	RUBBER, PLATE 2-65250	1		
4 - 13	LM180C-1019AR	COVER, BELT E	1		
4 - 14	K0000060152	BOLT, M6-15	1		
4 - 15	K5000060002	WASHER, M6	3		
4 - 16	K0000080152	BOLT, M8-15	7		
4a- 17					
4 - 18	LM180C-1001Z0	STICKER, OPERATION	1		
4 - 19	LM180B-1002Z2	FITTING, COVER	1		
4 - 20	LM180C-1039Z0	COVER COMP, BELT A	1		
4 - 21	LM180B-1042ZR	COVER, SUPPLEMENTARY	1		
4 - 22	K4205001530	DECAL, CAUTION TO ROTATING OBJECT	1		
4 - 23	K4201000120	STICKER, BARONESS 121	1		
4 - 24	K0100100002	NUT, M10	4		
4 - 25	K0200100002	WASHER, SPRING M10	3		
4 - 26	K0000100402	BOLT, M10-40	2		
4 - 27	LM180B-1026ZR	COVER, BELT C	1		
4 - 28	LM180A-1025Z2	SCRAPER, REAR MOWER	1		
4 - 29	K6211000052	COLLAR, SGP 12.7-17.31-63	2		
4a- 30	LM180C-1040Z0	COVER COMP, BELT B	1		

# 4. Cover portion

LM180C



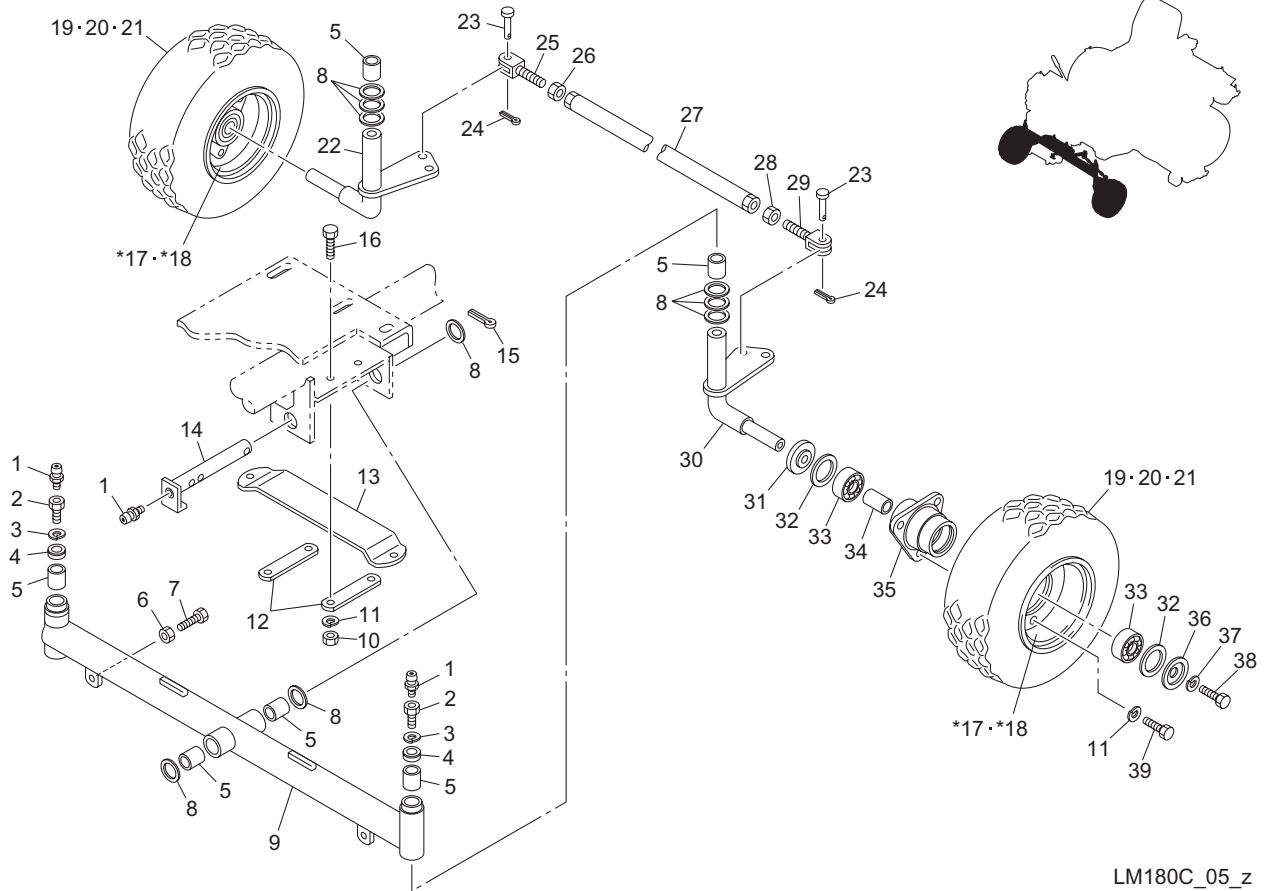
LM180C\_04\_a

Cat No.	Code No.	Part name	Qty	Remark	SN of application
4a- 31	K4200000360	STICKER, SPECIFICATION LM180C	1		
4 - 32	K0000080252	BOLT, M8-25	1		
4 - 33	K0000060702	BOLT, M6- 70	1		
4 - 34	K6212001893	COLLAR, STKM 8.2-12.7-55	1		



# 5. Front wheel portion

LM180C

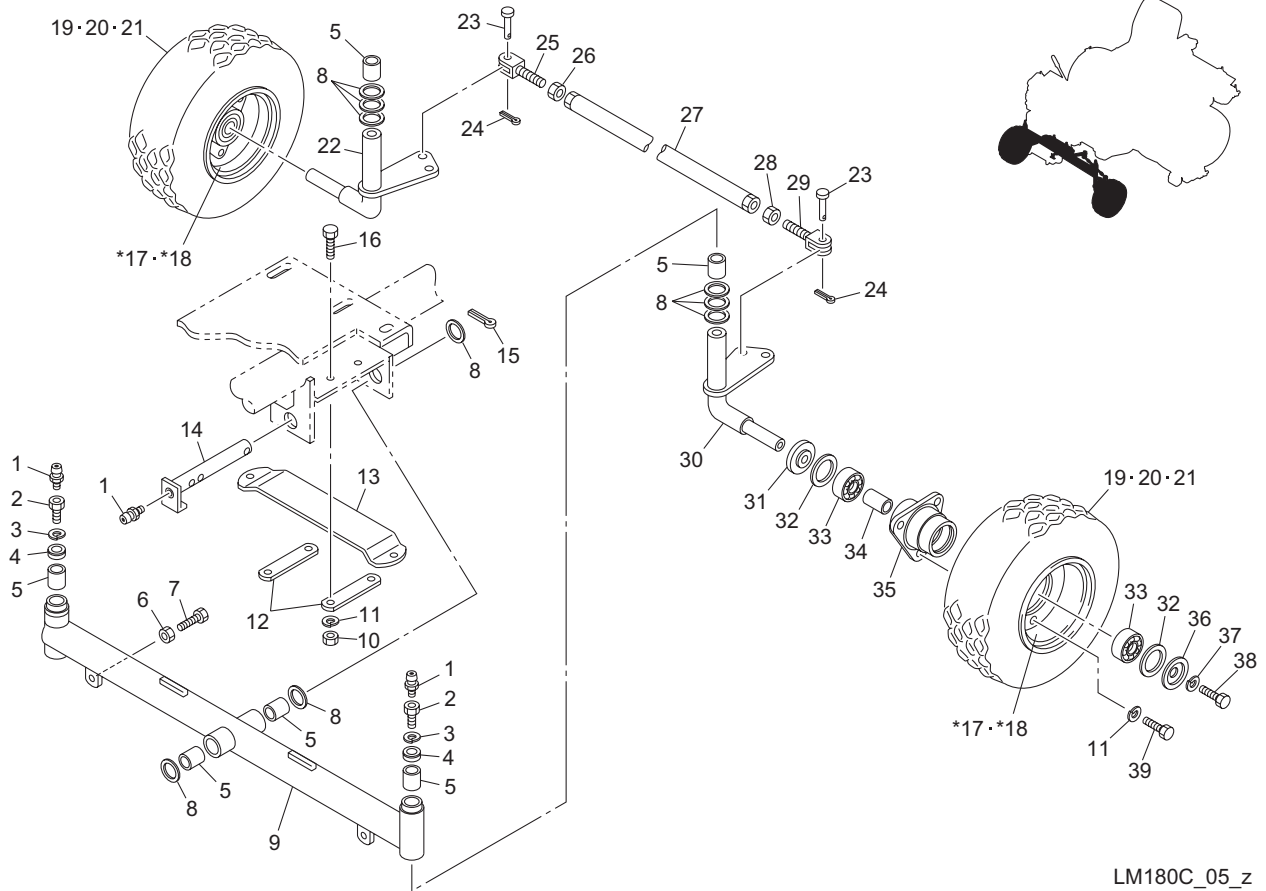


LM180C\_05\_z

Cat No.	Code No.	Part name	Qty	Remark	SN of application
5 - 1	K1440000010	GREASE NIPPLE, A TYPE	3		
5 - 2	K0071000082	BOLT, WITH NIPPLE HOLE M12-15	2		
5 - 3	K0200120002	WASHER, SPRING M12	2		
5 - 4	LM180A-0616Z2	COVER, DUSTPROOF	2		
5 - 5	K6000000050	BUSH, 22.3-26-20	6		
5 - 6	K0100100002	NUT, M10	2		
5 - 7	K0000100402	BOLT, M10-40	2		
5 - 8	K5051022350	WASHER, C5191P 1-22-35	9		
5 - 9	LM180C-0601ZD	AXLE, FRONT	1		
5 - 10	K0100080002	NUT, M8	4		
5 - 11	K0200080002	WASHER, SPRING M8	10		
5 - 12	LM180A-0621Z2	MOUNT, PLATE SPRING	2		
5 - 13	LM180A-0620ZD	SPRING, PLATE	1		
5 - 14	LM180A-0603Z2	PIN, FRONT	1		
5 - 15	K0300040322	PIN, COTTER M4-32	1		
5 - 16	K0000080302	BOLT, M8-30	4		
5 - 17	K209000003L	WHEEL, 3.00 SP-5	2	Bundled with 5-18	
5 - 18	K209000004L	WHEEL, 3.00 SP-5 WITH VALVE HOLE	2	Bundled with 5-17	
5 - 19	K2060000010	TIRE ASSY, 4.00-5	2		
5 - 20	K2061000010	TIRE, 4.00-5GC	2		
5 - 21	K2091000070	TUBE, 4.00-5TR87S	2		
5 - 22	LM180BS0607Z8	AXLE, WHEEL (R)	1		
5 - 23	K6031100258	PIN, FLAT HEAD HT M10-25	2		
5 - 24	K0300025202	PIN, COTTER M2.5-20	2		
5 - 25	LM180A-0716Z2	ADJUSTER (R)	1		
5 - 26	K0100120002	NUT, M12	1		
5 - 27	LM180A-0712Z2	ROD, TIE	1		
5 - 28	K0180120002	NUT, LEFT-HANDED M12	1		
5 - 29	LM180A-0715Z2	ADJUSTER (L)	1		
5 - 30	LM180BS0606Z8	AXLE, WHEEL (L)	1		

# 5. Front wheel portion

LM180C

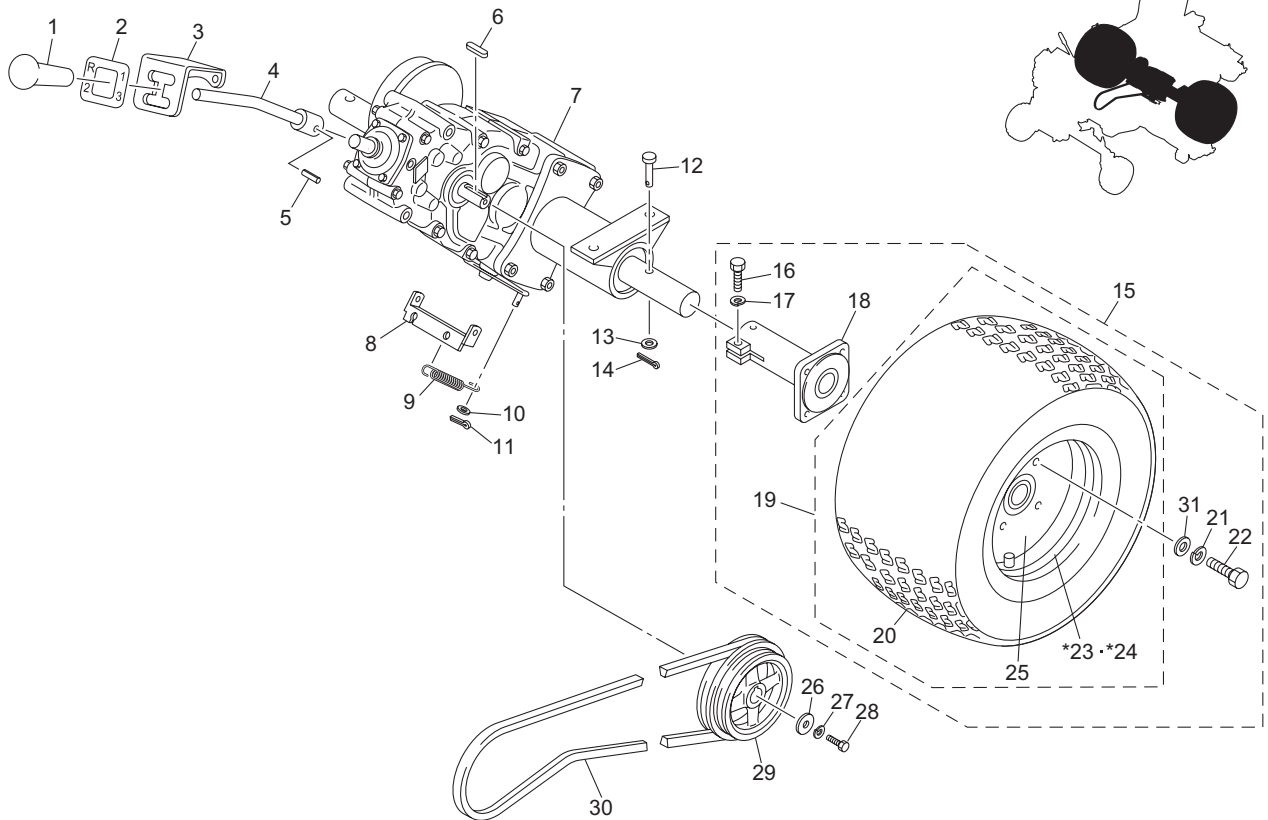


LM180C\_05\_z

Cat No.	Code No.	Part name	Qty	Remark	SN of application
5 - 31	K5090000232	CAP, WHEEL MOUNT (INNER)	2		
5 - 32	K4010132500	PACKING, OIL-SHEET 1-32-50	4		
5 - 33	K0606062040	BEARING, BALL SEAL RS 6204	4		
5 - 34	K6212000180	COLLAR, STKM 20.2-25.4-40	2		
5 - 35	K2160000072	HOUSING, WHEEL	2		
5 - 36	K5090000222	CAP, WHEEL MOUNT (OUTER)	2		
5 - 37	K0200100002	WASHER, SPRING M10	2		
5 - 38	K0000100252	BOLT, M10-25	2		
5 - 39	K0000080202	BOLT, M8-20	6		

## 6. Rear wheel and mission portion

LM180C

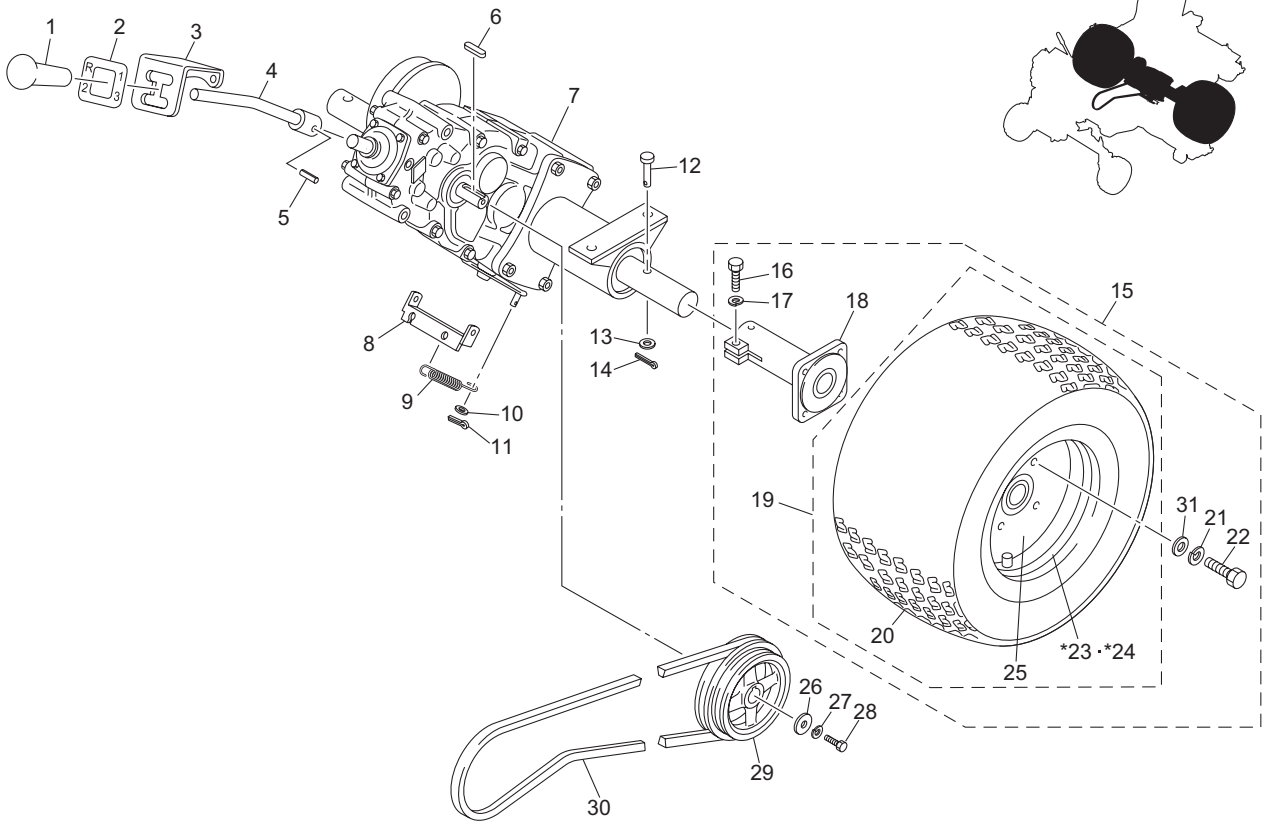


LM180C\_06\_z

Cat No.	Code No.	Part name	Qty	Remark	SN of application
6 - 1	K1300000030	GRIP, RUBBER BLACK 11-36	1		
6 - 2	LM180A-0810Z0	DECAL, INDICATEING SIFT OF LEVER	1		
6 - 3	LM180A-0809Z2	GUIDE, FOR LEVER	1		
6 - 4	LM180C-0806Z2	LEVER, CHANGE	1		
6 - 5	K0320050251	PIN, SPRING M5-25	1		
6 - 6	K0500505250	KEY, BOTH ROUND M5-525	1		
6 - 7	K2700000210	TRANSMISSION, MC81GA07	1		
6 - 8	K7350000032	BRACKET, WIRE	1		
6 - 9	K104000003D	SPRING, WITH HOOK M2-16-104.5	1		
6 - 10	K5000060002	WASHER, M6	1		
6 - 11	K0300020202	PIN, COTTER M2-20	1		
6 - 12	K6041110638	PIN, ROUND HEAD HT M11.5-63.5	2		
6 - 13	K5000120002	WASHER, M12	2		
6 - 14	K0300032252	PIN, COTTER M3.2-25	2		
6 - 15	LM180B-0836Z0	TIRE & WHEEL ASSY, REAR	2		
6 - 16	K0000120352	BOLT, M12-35	2		
6 - 17	K0200120002	WASHER, SPRING M12	2		
6 - 18	LM180B-0835A2	MOUNT, WHEEL	2		
6 - 19	K2040000030	TIRE ASSY, PD3 18*8.50-8	2		
6 - 20	K2041000020	TIRE ASSY, PD3 18*8.50-8	2		
6 - 21	K0200100002	WASHER, SPRING M10	8		
6 - 22	K0010100252	BOLT, HT M10-25	8		
6 - 23	K209000015L	WHEEL, 7.00SP*8	2	Bundled with 6-24	
6 - 24	K209000016L	WHEEL, 7.00SP*8 WITH VALVE HOLE	2	Bundled with 6-23	
6 - 25	K2095000010	PACKING, F-8P-D	2		
6 - 26	K5012306252	WASHER, SPCC 2.3-6-25	1		
6 - 27	K0200060002	WASHER, SPRING M6	1		
6 - 28	K0010060152	BOLT, HT M6-15	1		
6 - 29	LM180A-0802Z2	PULLEY, MISSION	1		
6 - 30	K2342066000	BELT, V OLB66	1		

# 6. Rear wheel and mission portion

LM180C

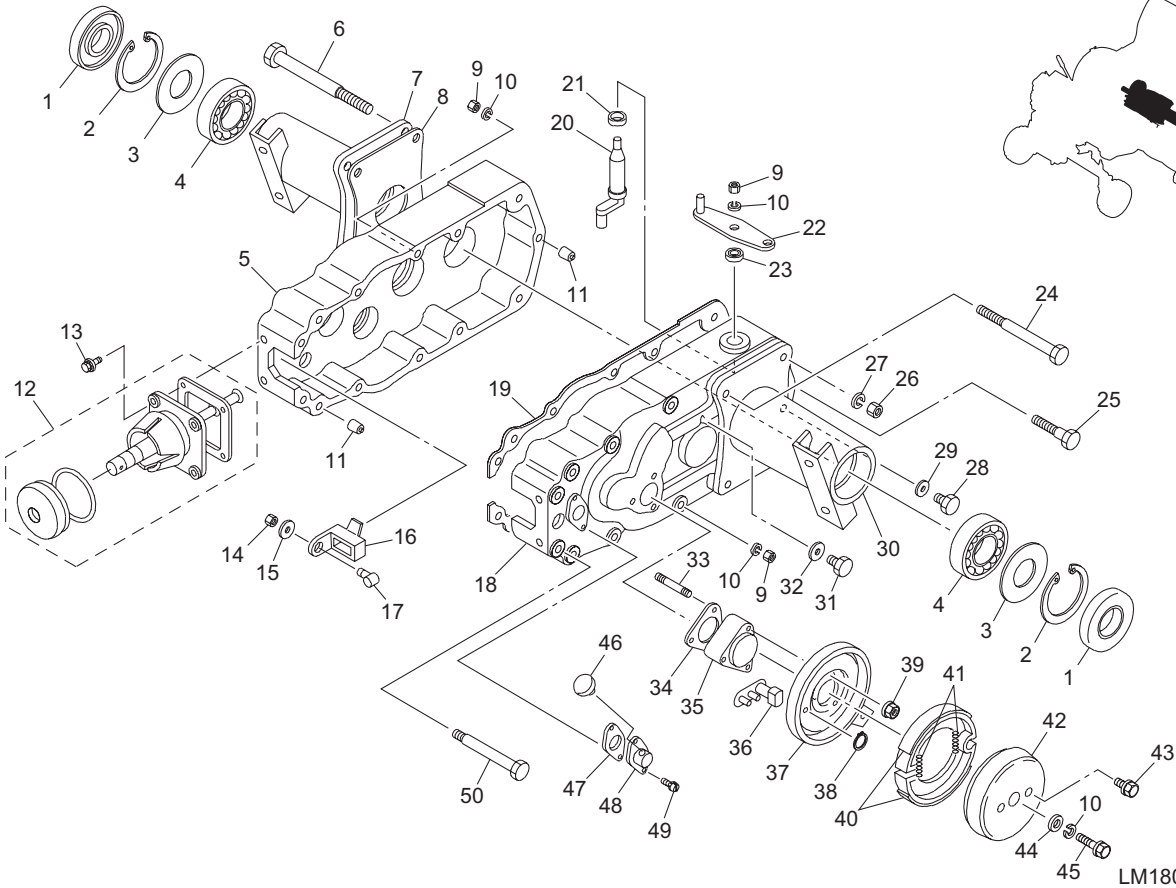


LM180C\_06\_z

Cat No.	Code No.	Part name	Qty	Remark	SN of application
6 - 31	K5000100002	WASHER, M10	8		

# 7. Mission case portion

LM180C

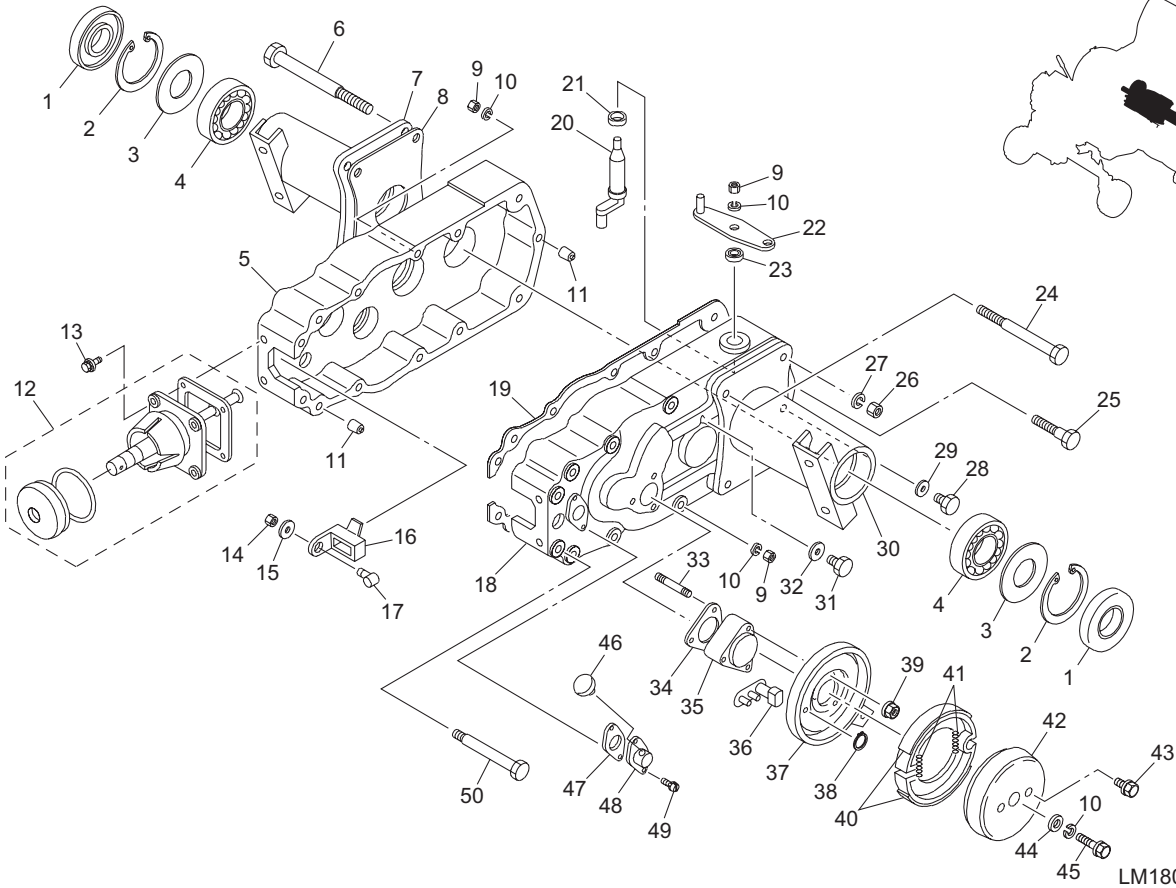


LM180C\_07\_z

Cat No.	Code No.	Part name	Qty	Remark	SN of application
7 - 1	P2104-419001	OIL SEAL, 357213	2		
7 - 2	P2101-410209	RING, RETAINING R M72	2		
7 - 3	P2102-426203	WASHER, 35720.8	2		
7 - 4	P0501-620700	BEARING, BALL 6207	2		
7 - 5	P2111-803318	CASE, (R)	1		
7 - 6	P2101-404907	BOLT, 10-160	4		
7 - 7	P2310-605108	CASE COMP, AXLE (R)	1		
7 - 8	P2153-407307	CASE, AXLE (PK)	2		
7 - 9	P0304-082000	NUT, M8	8		
7 - 10	P0410-080000	WASHER, SPRING M8	11		
7 - 11	P2155-401709	PIPE, KNOCK	2		
7 - 12	P2440-005700	SHIFT ASSY, GEAR	1		
7 - 13	P0027-080201	BOLT, W/SW M8-20	4		
7 - 14	P0304-083000	NUT, M8	1		
7 - 15	P2102-408409	WASHER, 8221	1		
7 - 16	P2340-404001	STOPPER COMP	1		
7 - 17	P2154-402400	PIN, STOPPER	1		
7 - 18	P2111-803220	CASE, (L)	1		
7 - 19	P2153-700509	CASE, PK	1		
7 - 20	P2144-405305	SHIFTER, (DIFF)	1		
7 - 21	P2103-405407	COLLAR, 15206.5	1		
7 - 22	P2340-408713	LEVER COMP, DIFF-LOCK	1		
7 - 23	P2104-400401	OIL SEAL, 14248	1		
7 - 24	P0107-081200	BOLT, M8-120	1		
7 - 25	P0107-081150	BOLT, M8-115	2		
7 - 26	P0304-102000	NUT, M10	4		
7 - 27	P0410-100000	WASHER, SPRING M10	4		
7 - 28	P2105-400806	PLUG ,14	1		
7 - 29	P2105-400905	GASKET, 14	1		
7 - 30	P2310-605009	CASE COMP, AXLE (L)	1		

# 7. Mission case portion

LM180C

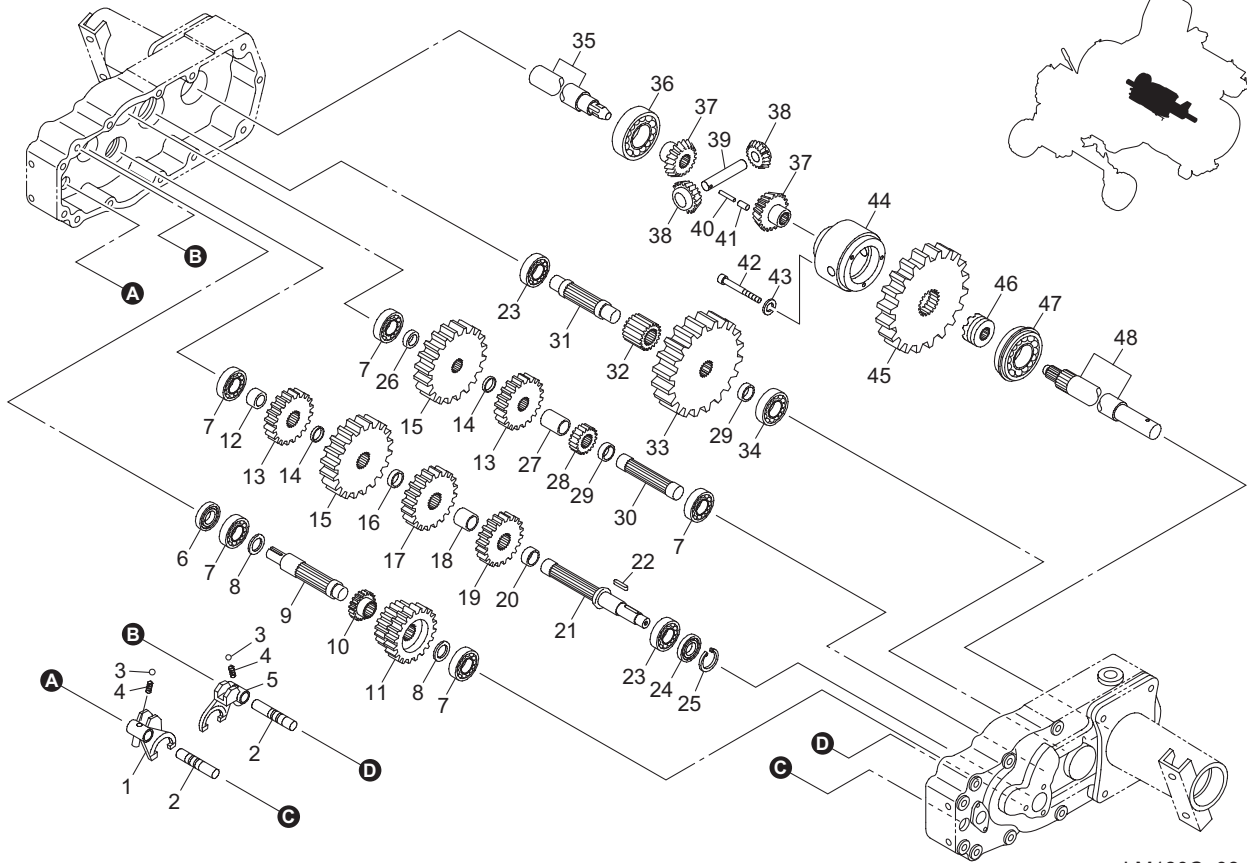


LM180C\_07\_z

Cat No.	Code No.	Part name	Qty	Remark	SN of application
7 - 31	P2105-400103	PLUG, 8	1		
7 - 32	P2105-400202	GASKET, 8	1		
7 - 33	P0176-080503	STUD, M8-50	3		
7 - 34	P2153-407000	BRAKE, PK	1		
7 - 35	P2114-401009	HOLDER, BK	1		
7 - 36	P2150-001205	LEVER COMP, BRAKE	1		
7 - 37	P2150-001106	COVER COMP, BRAKE	1		
7 - 38	P0600-018000	RING, RETAINING S M18	1		
7 - 39	P2101-432506	NUT, FLANGED M8	3		
7 - 40	P2150-001304	SHOE, BRAKE	1		
7 - 41	P2150-001502	SPRING	2		
7 - 42	P2150-001809	DRAM, BRAKE	1		
7 - 43	P0157-080140	BOLT, FLANGED M8	2		
7 - 44	P2102-427309	WASHER, 8283.2	1		
7 - 45	P0157-080250	BOLT, FLANGED M8	1		
7 - 46	P2105-404002	PLUG, G20	1		
7 - 47	P2153-404801	PORT, FILLING OIL (PK)	1		
7 - 48	P2157-401905	PORT, FILLING OIL	1		
7 - 49	P0030-060160	SCREW, ROUND HEAD M6 S16	2		
7 - 50	P0107-080900	BOLT, M8-90	4		

# 8. Gear portion

LM180C

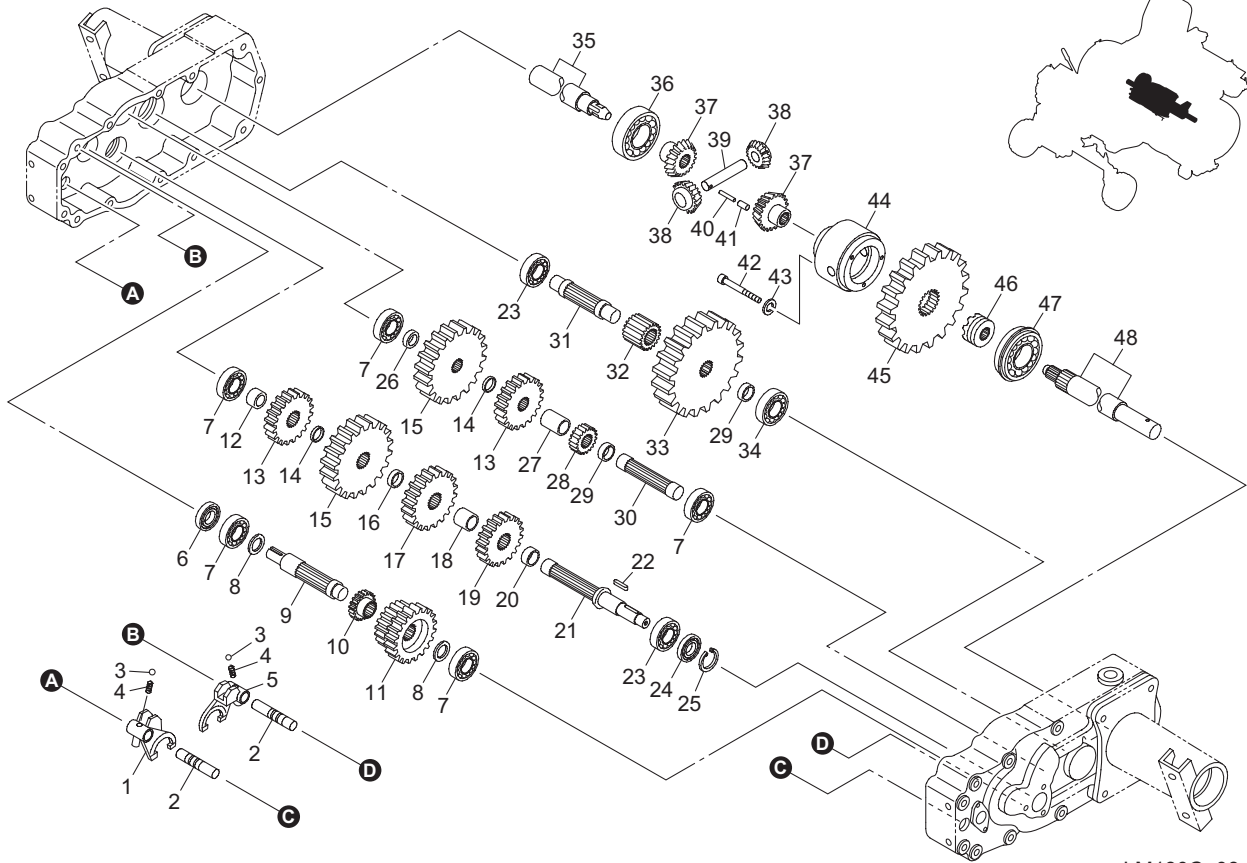


LM180C\_08\_z

Cat No.	Code No.	Part name	Qty	Remark	SN of application
8 - 1	P2144-404001	SHIFTER, FORKA	1		
8 - 2	P2141-400501	SHIFTER, SHAFT A	2		
8 - 3	P0650-050160	BALL, STEEL 5/16	2		
8 - 4	P2152-400200	SPRING, FOR FORK	2		
8 - 5	P2144-408108	SHIFTER, FORK BC	1		
8 - 6	P2104-406809	OIL SEAL, 17407	1		
8 - 7	P0501-630300	BEARING, BALL 6303	5		
8 - 8	P0701-172000	WASHER	2		
8 - 9	P2133-403503	SHAFT, A	1		
8 - 10	P2122-403815	GEAR, A16	1		
8 - 11	P2122-403903	GEAR, BC25-31	1		
8 - 12	P2103-411808	COLLAR, 172515.5	1		
8 - 13	P2122-403507	GEAR, S29	2		
8 - 14	P0701-201000	WASHER	2		
8 - 15	P2122-404009	GEAR, D43	2		
8 - 16	P2103-412201	COLLAR, 20257.5	1		
8 - 17	P2122-404108	GEAR, E33	1		
8 - 18	P2103-411402	COLLAR, 202524	1		
8 - 19	P2122-403309	GEAR, F28	1		
8 - 20	P2103-412003	COLLAR, 202511.5	1		
8 - 21	P2133-426500	SHAFT, B	1		
8 - 22	P0480-050250	KEY, 5-525	1		
8 - 23	P0501-620400	BEARING, BALL 6204	2		
8 - 24	P2104-400500	OIL SEAL, 20407	1		
8 - 25	P2152-400309	RING, RETAINING 20	1		
8 - 26	P2103-411907	COLLAR, 17257.5	1		
8 - 27	P2103-412300	COLLAR, 202534	1		
8 - 28	P2122-403408	GEAR, 115	1		
8 - 29	P2103-412102	COLLAR, 20259	2		
8 - 30	P2132-404402	SHAFT, C	1		

# 8. Gear portion

LM180C



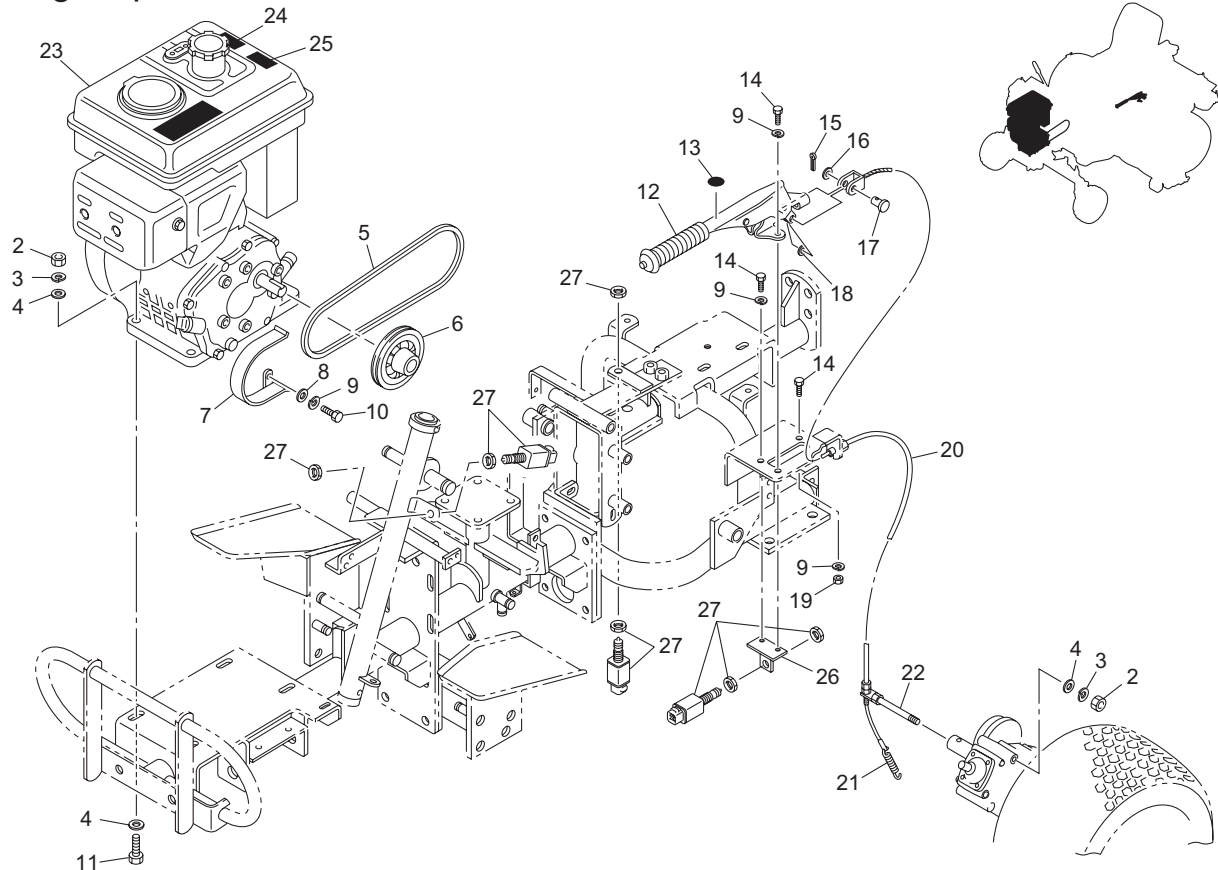
LM180C\_08\_z

Cat No.	Code No.	Part name	Qty	Remark	SN of application
8 - 31	P2132-404501	SHAFT, D	1		
8 - 32	P2122-404306	GEAR, K15	1		
8 - 33	P2122-404207	GEAR, J54	1		
8 - 34	P0501-630400	BEARING, BALL 6304	1		
8 - 35	P2133-672004	SHAFT, G (RIGHT)	1		
8 - 36	P0501-620600	BEARING, BALL 6206	1		
8 - 37	P2120-401945	GEAR, DIFF SIDE	2		
8 - 38	P2120-401846	PINION, BEVEL	2		
8 - 39	P2131-405004	SHAFT, DIFF LOCK	1		
8 - 40	P0460-050280	PIN, 5-S28	1		
8 - 41	P0452-080160	PIN, 8-16	1		
8 - 42	P2101-414218	BOLT, M8-57	1		
8 - 43	P0410-080000	WASHER, SPRING M8	4		
8 - 44	P2136-600303	CASE, DIFF-LOCK	1		
8 - 45	P2129-405724	GEAR, L48	1		
8 - 46	P2135-403204	CLUTCH	1		
8 - 47	P0501-620660	BEARING, BALL 6206 NR	1		
8 - 48	P2133-671908	SHAFT, G (LEFT)	1		



# 9. Engine portion

LM180C

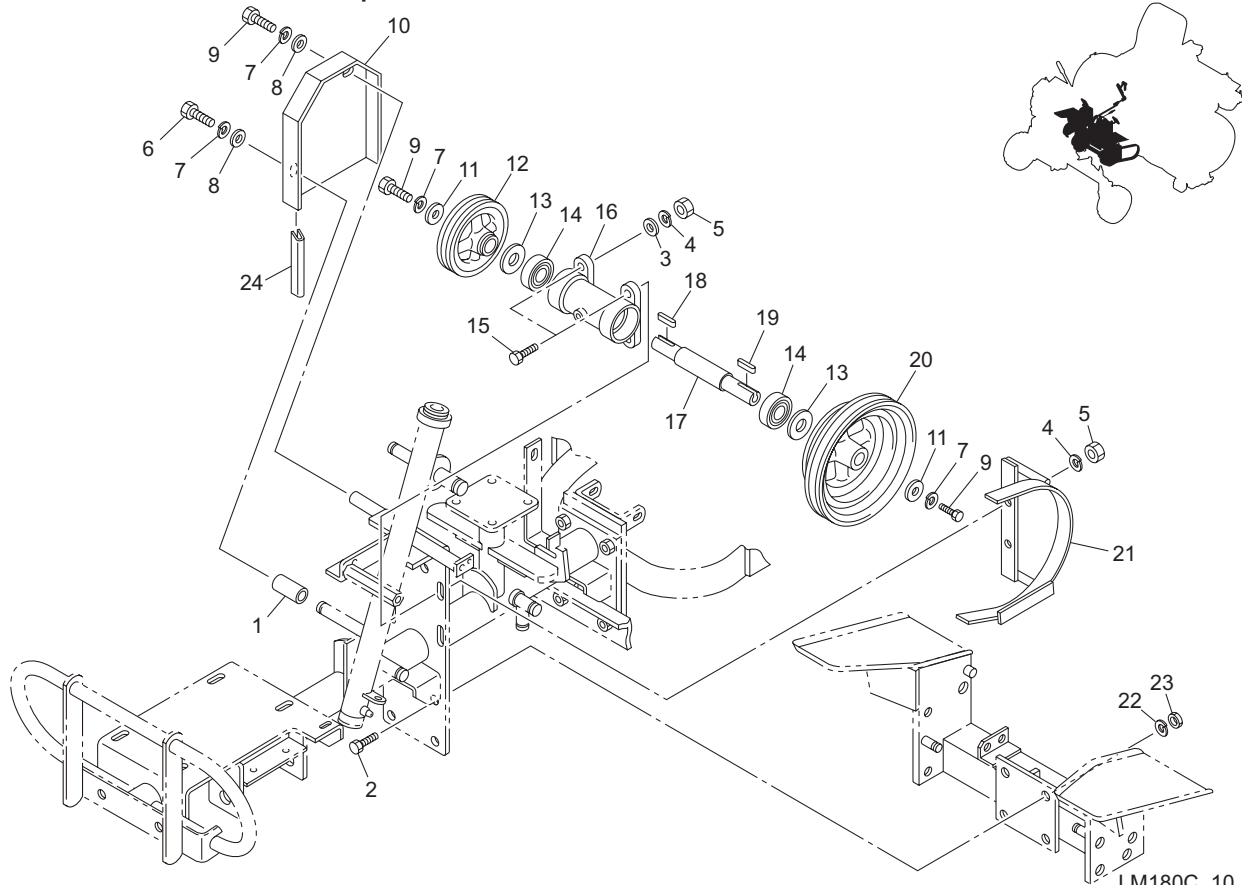


LM180C\_09\_a

Cat No.	Code No.	Part name	Qty	Remark	SN of application
9 - 1					
9 - 2	K0100100002	NUT, M10	5		
9 - 3	K0200100002	WASHER, SPRING M10	5		
9 - 4	K5000100002	WASHER, M10	9		
9 - 5	K2344049000	BELT, V GLB A-4 49	1		
9 - 6	LM180A-1602Z2	PULLEY, FOR ENGINE	1		
9 - 7	LM180A-1607Z2	STOPPER, BELT	1		
9 - 8	K5000080002	WASHER, M8	2		
9a- 9	K0200080002	WASHER, SPRING M8	5		
9 - 10	K0000080152	BOLT, M8-15	2		
9 - 11	K0000100452	BOLT, M10-45	4		
9 - 12	K1724000020	LEVER ASSY, SIDE BRAKE	1		
9 - 13	K4209001200	DECAL, BRAKE	1		
9a- 14	K0000080202	BOLT, M8-20	3		
9 - 15	K0300025202	PIN, COTTER M2.5-20	1		
9 - 16	K5000120002	WASHER, M12	1		
9 - 17	K6030120242	PIN, FLAT HEAD M12-24	1		
9 - 18	K5073212352	WASHER, SPHC 3.2-12-35	1		
9a- 19	K0100080002	NUT, M8	1		
9 - 20	K1120085010	WIRE, BRAKE 850	1		
9 - 21	K103000002D	SPRING, WITH U HOOK M2.9-15.2-88	1		
9 - 22	LM180B-0477Z2	SCREW, FIXING WIRE	1		
9a- 23	K2620000450	ENGINE, SUBARU EH30B	1		
9a- 24	K4209000720	DECAL, NOISE LEVEL LWA 105	1		
9a- 25	K4205001330	DECAL, CAUTION TO NOISE	1		
9a- 26	LM185BW0165ZD	MOUNT, SWITCH	1		
9a- 27	K3671000100	SWITCH, LIMIT 2 CIRCUIT	3		

# 10. Intermediate shaft portion A

LM180C

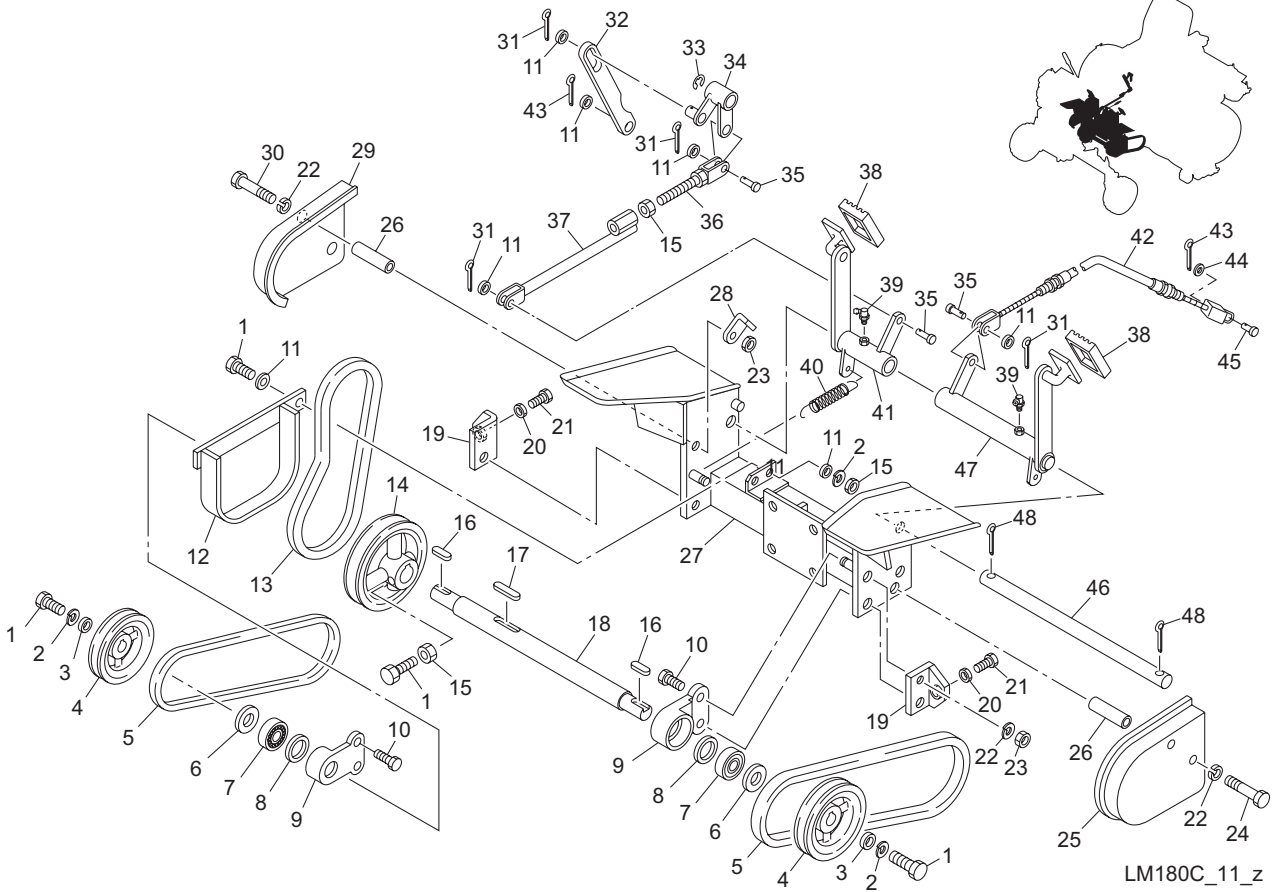


LM180C\_10\_z

Cat No.	Code No.	Part name	Qty	Remark	SN of application
10 - 1	K6211000272	COLLAR, SGP 9.2-13.8-40	1		
10 - 2	K0000120352	BOLT, M12-35	4		
10 - 3	K5000100002	WASHER, M10	2		
10 - 4	K0200100002	WASHER, SPRING M10	4		
10 - 5	K0100100002	NUT, M10	4		
10 - 6	K0000080502	BOLT, M8-50	1		
10 - 7	K0200080002	WASHER, SPRING M8	4		
10 - 8	K5000080002	WASHER, M8	2		
10 - 9	K0000080202	BOLT, M8-20	3		
10 - 10	LM180B-1035BR	COVER, BELT F	1		
10 - 11	K5073208352	WASHER, SPHC 3.2-8-35	2		
10 - 12	K2420000022	Pulley, V B1-20124	1		
10 - 13	K5030520430	WASHER, C2801P 0.5-20-43	2		
10 - 14	K0612062040	BEARING, BALL SEAL 2RD 6204	2		
10 - 15	K0000100402	BOLT, M10-40	4		
10 - 16	LM180A-0319AD	HOUSING, COUNTERSHAFT	1		
10 - 17	LM180A-0312C0	COUNTERSHAFT	1		
10 - 18	K0500505250	KEY, BOTH ROUND M5-525	1		
10 - 19	K0500505350	KEY, BOTH ROUND M5-535.5	1		
10 - 20	LM180A-0316Z2	PULLEY, DOUBLE COUNTERSHAFT	1		
10 - 21	LM180B-0335Z2	STOPPER, BELT	1		
10 - 22	K0200120002	WASHER, SPRING M12	4		
10 - 23	K0100120002	NUT, M12	4		
10 - 24	K3197002300	TRIM, AL 75-16-230	1		

# 11. Intermediate shaft portion B

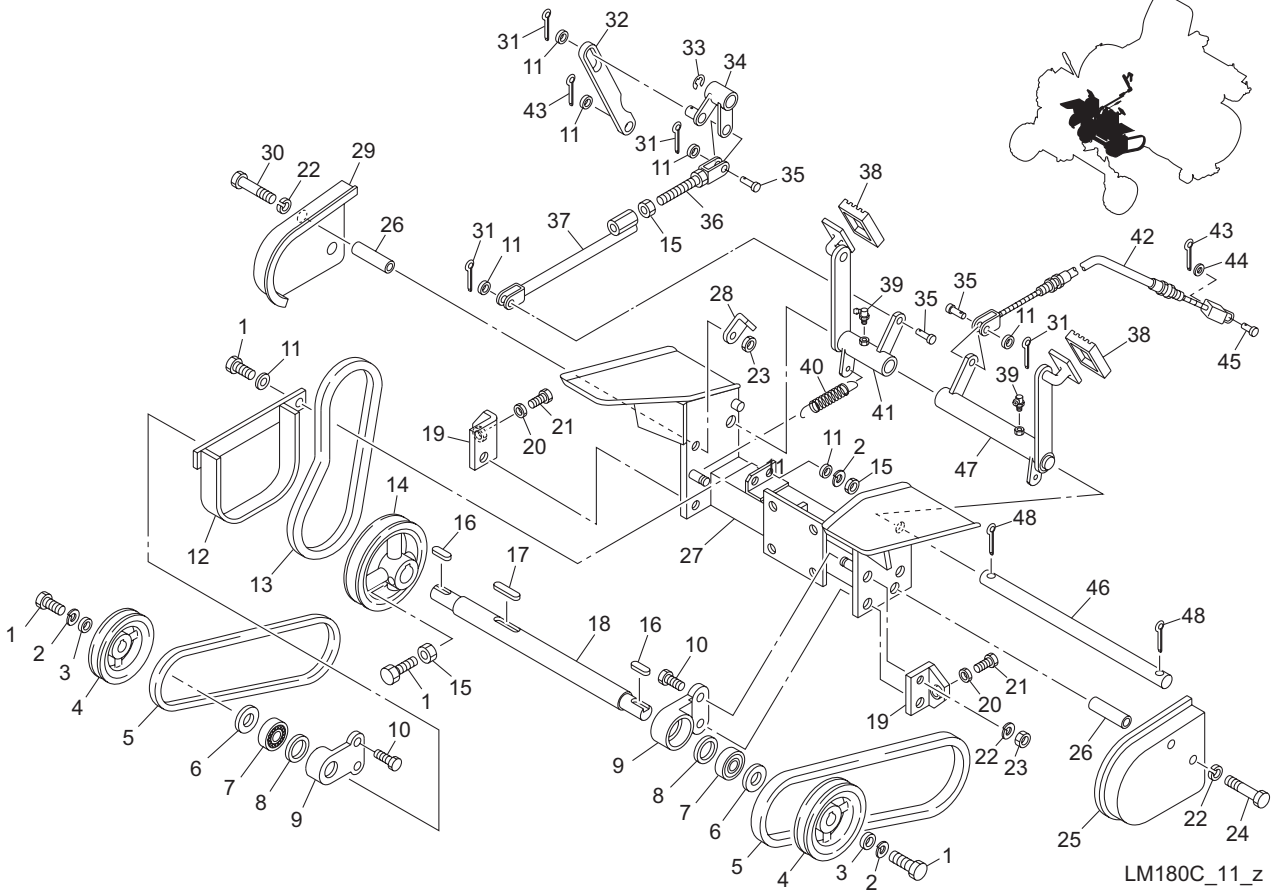
LM180C



Cat No.	Code No.	Part name	Qty	Remark	SN of application
11 - 1	K0000080202	BOLT, M8-20	4		
11 - 2	K0200080002	WASHER, SPRING M8	3		
11 - 3	K5073208352	WASHER, SPHC 3.2-8-35	2		
11 - 4	K242000002D	PULLEY, V B1-20-134	2		
11 - 5	K2342041000	BELT, V OLB41	2		
11 - 6	K5051020350	WASHER, C5191P 1-20-35	2		
11 - 7	K0612062040	BEARING, BALL SEAL 2RD 6204	2		
11 - 8	K0852242080	OIL SEAL, PJN22428	2		
11 - 9	LM180B-0330Z2	BEARING, LOWER COUNTERSHAFT	2		
11 - 10	K0000100352	BOLT, M10-35	4		
11 - 11	K5000080002	WASHER, M8	7		
11 - 12	LM180B-0337ZD	STOPPER, BELT	1		
11 - 13	K2342031000	BELT, V OLB31	1		
11 - 14	LM180A-0328A2	PULLEY, LOWER COUNTERSHAFT	1		
11 - 15	K0100080002	NUT, M8	3		
11 - 16	K0500505250	KEY, BOTH ROUND M5-525	2		
11 - 17	K0500505350	KEY, BOTH ROUND M5-535.5	1		
11 - 18	LM180A-0325A0	COUNTERSHAFT, LOWER	1		
11 - 19	LM180A-1024A2	SCRAPER, SIDE MOWERS	2		
11 - 20	K0100060002	NUT, M6	2		
11 - 21	K0000060402	BOLT, M6-40	2		
11 - 22	K0200100002	WASHER, SPRING M10	8		
11 - 23	K0100100002	NUT, M10	5		
11 - 24	K0000100802	BOLT, M10-80	3		
11 - 25	LM180A-1021AD	COVER, PULLEY (L)	1		
11 - 26	K6212003332	COLLAR, STKM 10.2-16-62	4		
11 - 27	LM180A-0303BD	FLAME, LOWER (FRONT)	1		
11 - 28	LM180B-0390Z2	STOPPER, BRAKE PEDAL	1		
11 - 29	LM180A-1022AD	COVER, PULLEY (R)	1		
11 - 30	K0003100902	BOLT, M10-90	1		

# 11. Intermediate shaft portion B

LM180C

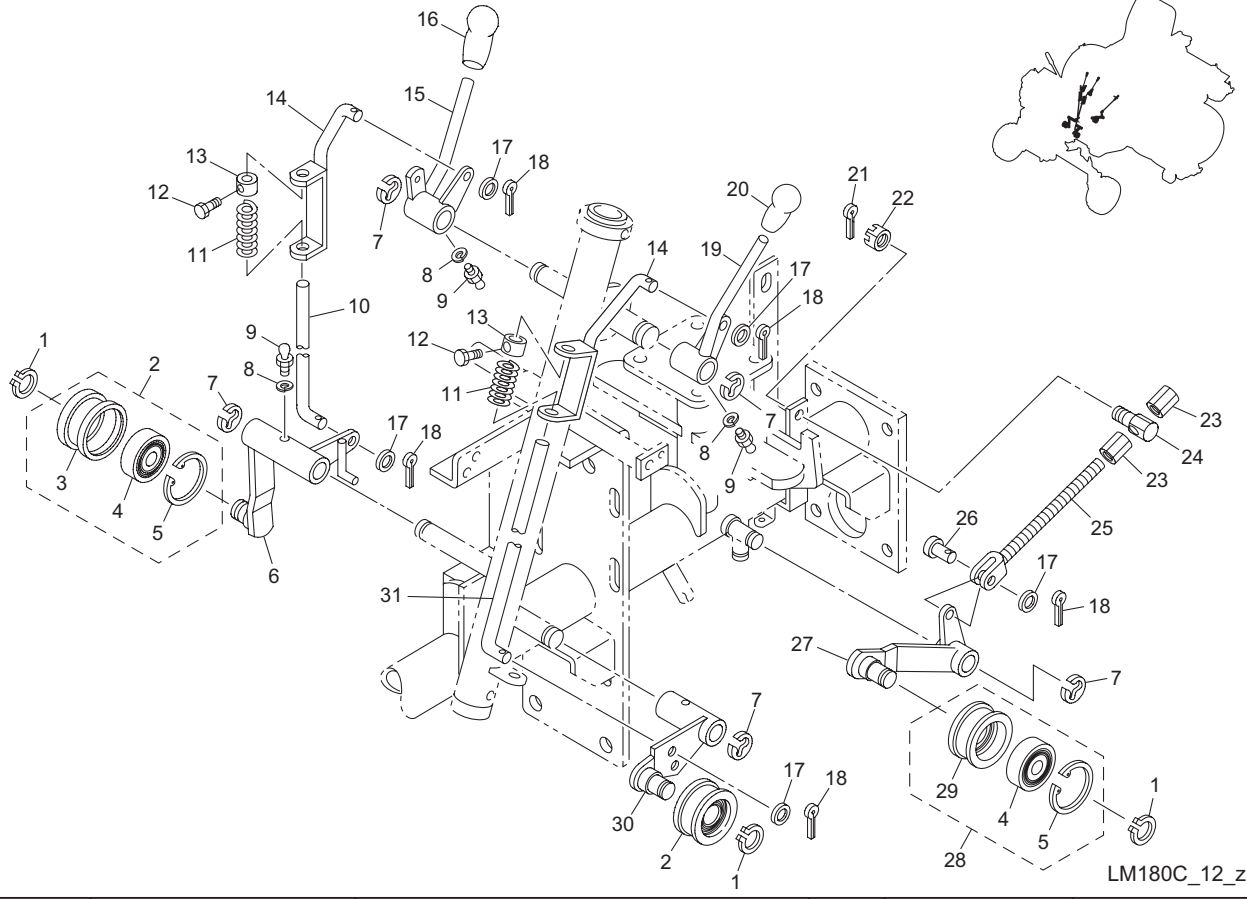


LM180C\_11\_z

Cat No.	Code No.	Part name	Qty	Remark	SN of application
11 - 31	K0300025202	PIN, COTTER M2.5-20	4		
11 - 32	LM180A-0430A2	CONNECTOR	1		
11 - 33	K0400012002	RING, RETAINING E M12	1		
11 - 34	LM180A-0425A2	JOINT, POWER CONVERSION	1		
11 - 35	K6030080172	PIN, FLAT HEAD M8-17	3		
11 - 36	LM180C-0481A2	ROD, BRAKE (REAR)	1		
11 - 37	LM180C-0480Z2	ROD, BRAKE (FRONT)	1		
11 - 38	K4050000010	RUBBER, FOR PEDAL 5575	2		
11 - 39	K1440000030	GREASE NIPPLE, B TYPE	2		
11 - 40	K1030000048	SPRING, WITH U HOOK M2-14-80	2		
11 - 41	LM180C-0309Z2	PEDAL, BRAKE	1		
11 - 42	K1190069000	WIRE, DIFF-LOCK 690	1		
11 - 43	K0300020202	PIN, COTTER M2-20	2		
11 - 44	K5000050002	WASHER, M5	1		
11 - 45	K6030050152	PIN, FLAT HEAD M5-15	1		
11 - 46	LM180A-0306A2	SHAFT, BRAKE	1		
11 - 47	LM180C-0310Z2	PEDAL, DIFF LOCK	1		
11 - 48	K0300032252	PIN, COTTER M3.2-25	2		

# 12. Tension portion A

LM180C

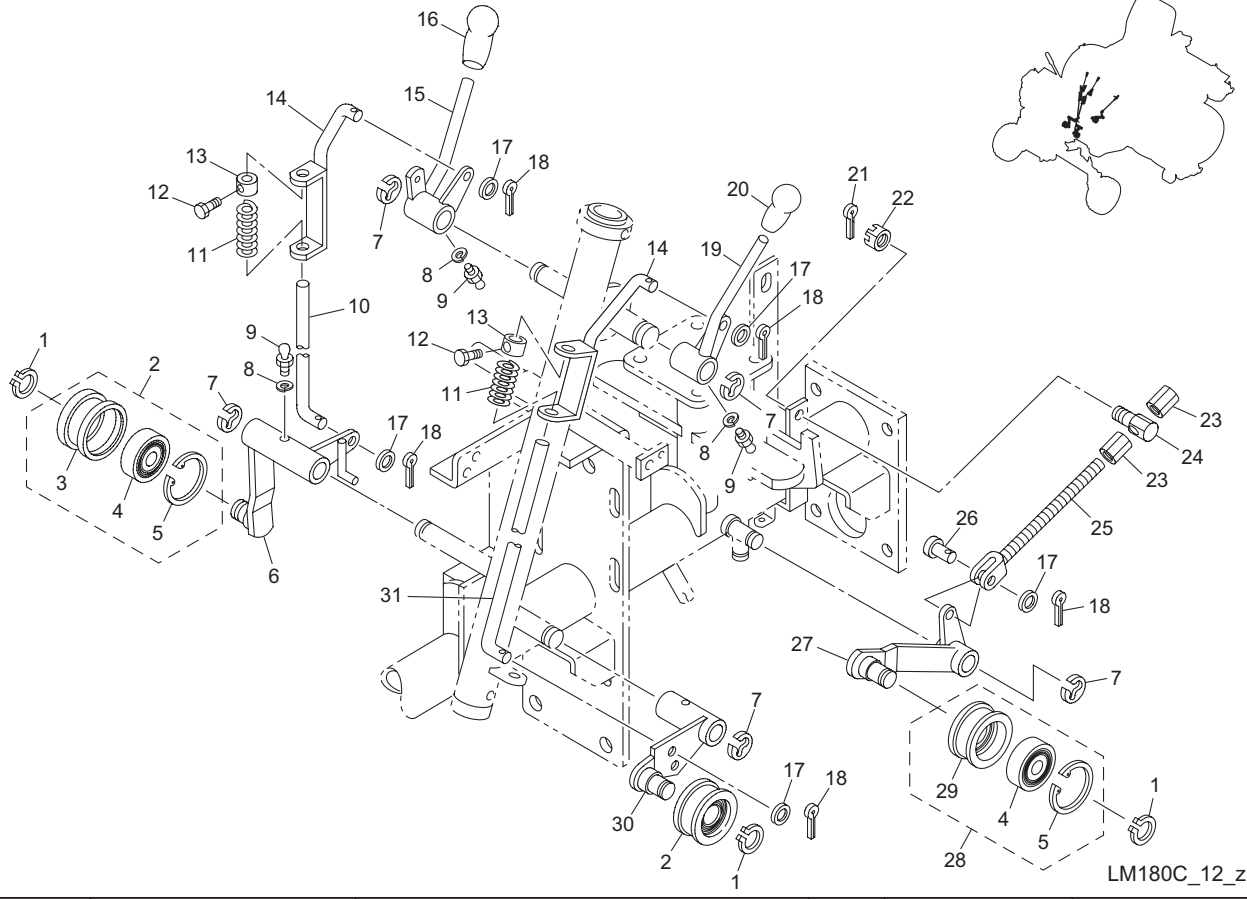


LM180C\_12\_z

Cat No.	Code No.	Part name	Qty	Remark	SN of application
12 - 1	K0401017001	RING, RETAINING S M17	3		
12 - 2	K8030000070	PULLEY ASSY, TENSION 1886	2		
12 - 3	K2471180462	PULLEY, TENSION 1846	2		
12 - 4	K0612062030	BEARING, BALL SEAL 2RD 6203	3		
12 - 5	K0402040001	RING, RETAINING R M40	3		
12 - 6	LM180B-0507B2	LEVER, TENSION	1		
12 - 7	K0400012002	RING, RETAINING E M12	5		
12 - 8	K0200060002	WASHER, SPRING M6	3		
12 - 9	K1440000010	GREASE NIPPLE, A TYPE	3		
12 - 10	LM180A-0527Z2	ROD, TENSION (R)	1		
12 - 11	K1000000048	SPRING, COMPRESSION M3.2-16.9-60	2		
12 - 12	K0000080152	BOLT, M8-15	2		
12 - 13	K6218000022	COLLAR, TAPPED 8.5-19-15	2		
12 - 14	LM180B-0522Z2	FITTING, ROD TENSION	2		
12 - 15	LM180C-0515Z2	LEVER, REEL ROTATION	1		
12 - 16	K1300000050	GRIP, RUBBER RED 9-35.5	1		
12 - 17	K5000080002	WASHER, M8	5		
12 - 18	K0300025202	PIN, COTTER M2.5-20	5		
12 - 19	LM180C-0513Z2	LEVER, TRAVELING CLUTCH	1		
12 - 20	K1300000040	GRIP, RUBBER BLACK 9-35.5	1		
12 - 21	K0300032252	PIN, COTTER M3.2-25	1		
12 - 22	K0124120002	NUT, THIN SLOTTED M12	1		
12 - 23	K0149083202	NUT, HIGH M8-13- 20	2		
12 - 24	K6084000012	FIXTURE	1		
12 - 25	LM180B-0509A2	SHAFT, TIGHTENING BELT	1		
12 - 26	K6030080172	PIN, FLAT HEAD M8-17	1		
12 - 27	LM180B-0546Z2	LEVER, TENSION	1		
12 - 28	K8030000080	PULLEY ASSY, TENSION 22150	1		
12 - 29	K2471221502	PULLEY, TENSION 22150	1		
12 - 30	LM180B-0501B2	LEVER, TENSION	1		

# 12. Tension portion A

LM180C

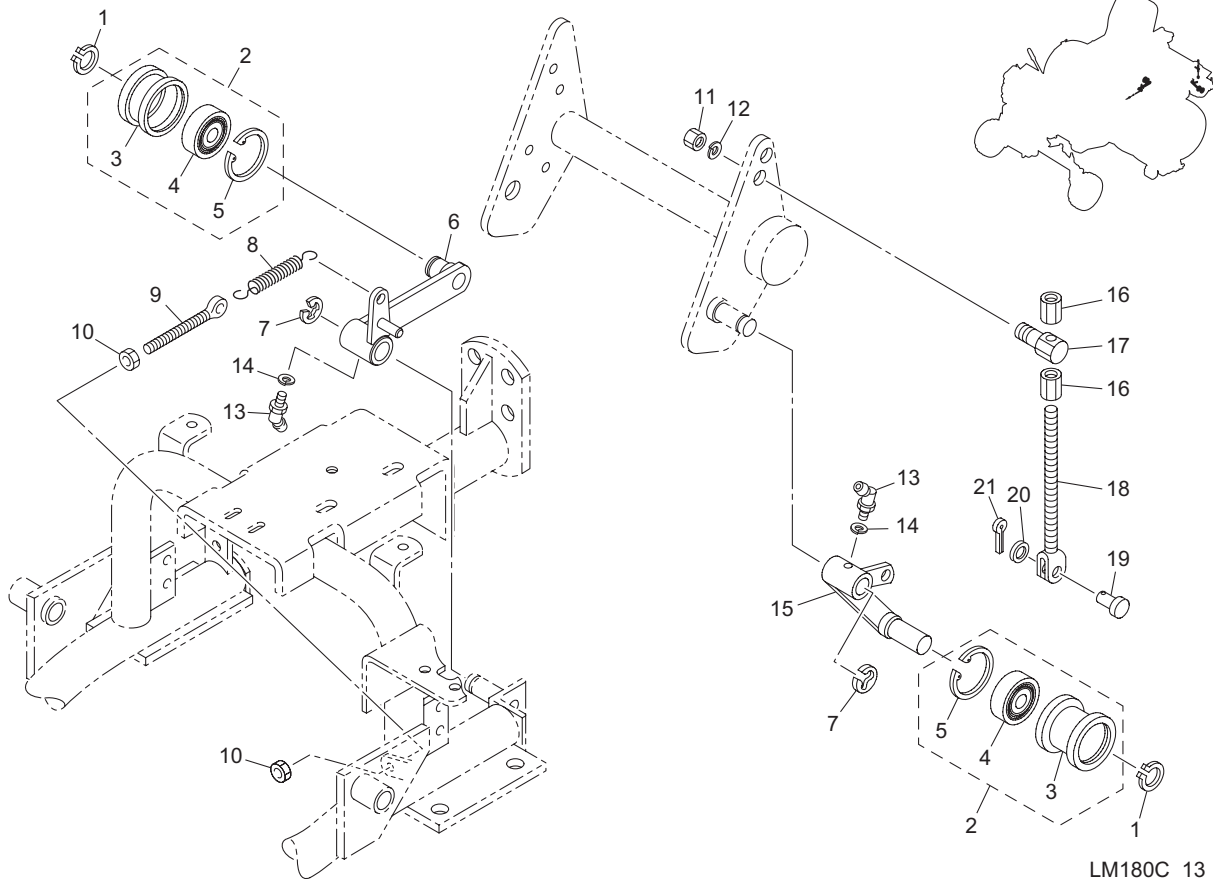


LM180C\_12\_z

Cat No.	Code No.	Part name	Qty	Remark	SN of application
12 - 31	LM180A-0526Z2	ROD, TENSION (L)	1		

### 13. Tension portion B

LM180C



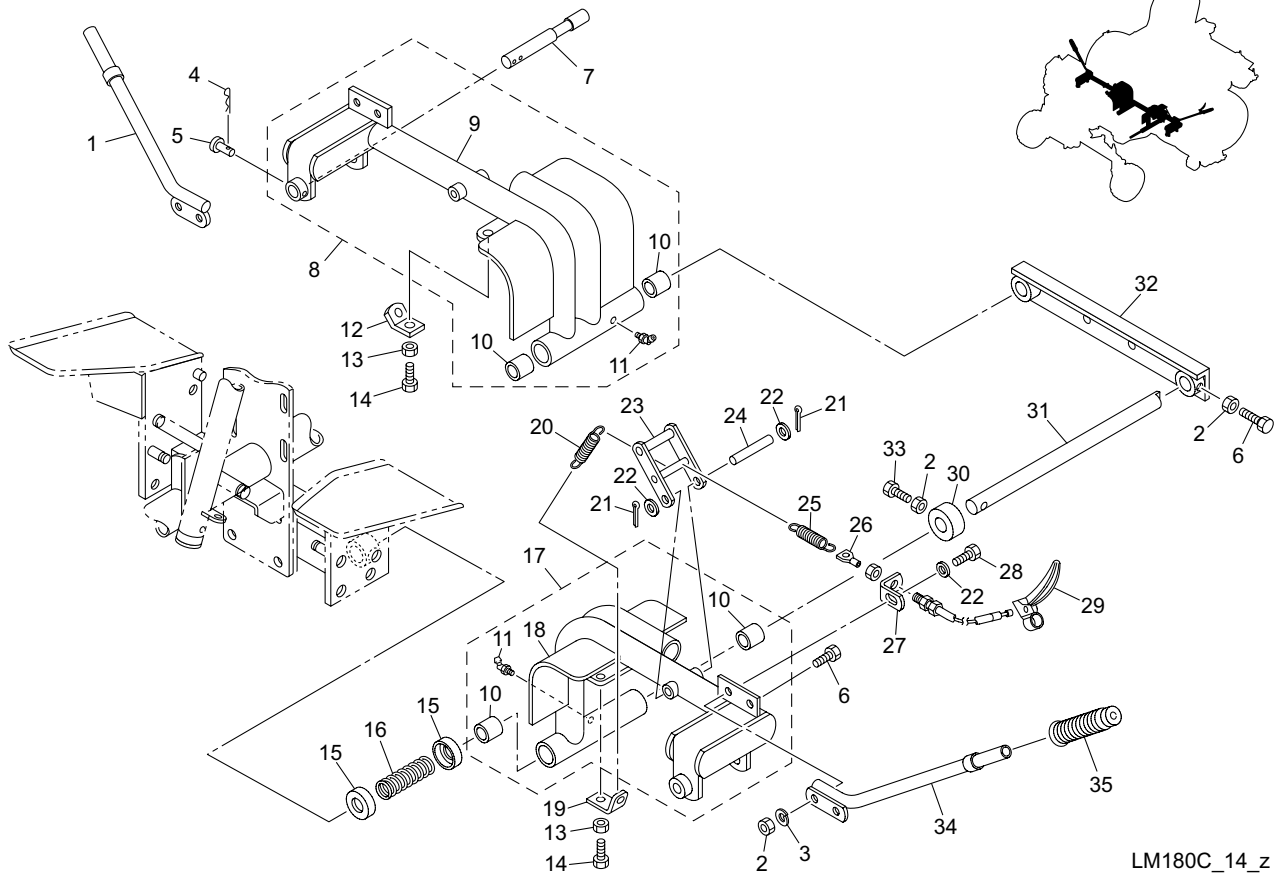
LM180C\_13\_z

Cat No.	Code No.	Part name	Qty	Remark	SN of application
13 - 1	K0401017001	RING, RETAINING S M17	2		
13 - 2	K8030000090	PULLEY ASSY, TENSION 30150	2		
13 - 3	K2471301502	PULLEY, TENSION 30150	2		
13 - 4	K0612062030	BEARING, BALL SEAL 2RD 6203	2		
13 - 5	K0402040001	RING, RETAINING R M40	2		
13 - 6	LM180C-0547Z2	LEVER, TENSION	1		
13 - 7	K0400012002	RING, RETAINING E M12	2		
13 - 8	K1020000198	SPRING, WITH ROUND HOOK M2.6-15.5-84	1		
13 - 9	K6122000142	SHAFT, TAPPED WITH HOLE M8-70	1		
13 - 10	K0100080002	NUT, M8	2		
13 - 11	K0100120002	NUT, M12	1		
13 - 12	K0200120002	WASHER, SPRING M12	1		
13 - 13	K1440000030	GREASE NIPPLE, B TYPE	2		
13 - 14	K0200060002	WASHER, SPRING M6	2		
13 - 15	LM180B-0548Z2	LEVER, TENSION	1		
13 - 16	K0160000352	NUT, HIGH M8	2		
13 - 17	LM180A-0537B2	FIXTURE	1		
13 - 18	LM180B-0509A2	SHAFT, TIGHTENING BELT	1		
13 - 19	K6030080172	PIN, FLAT HEAD M8-17	1		
13 - 20	K5000080002	WASHER, M8	1		
13 - 21	K0300025202	PIN, COTTER M2.5-20	1		



# 14. Left and right mower lifting portion

LM180C



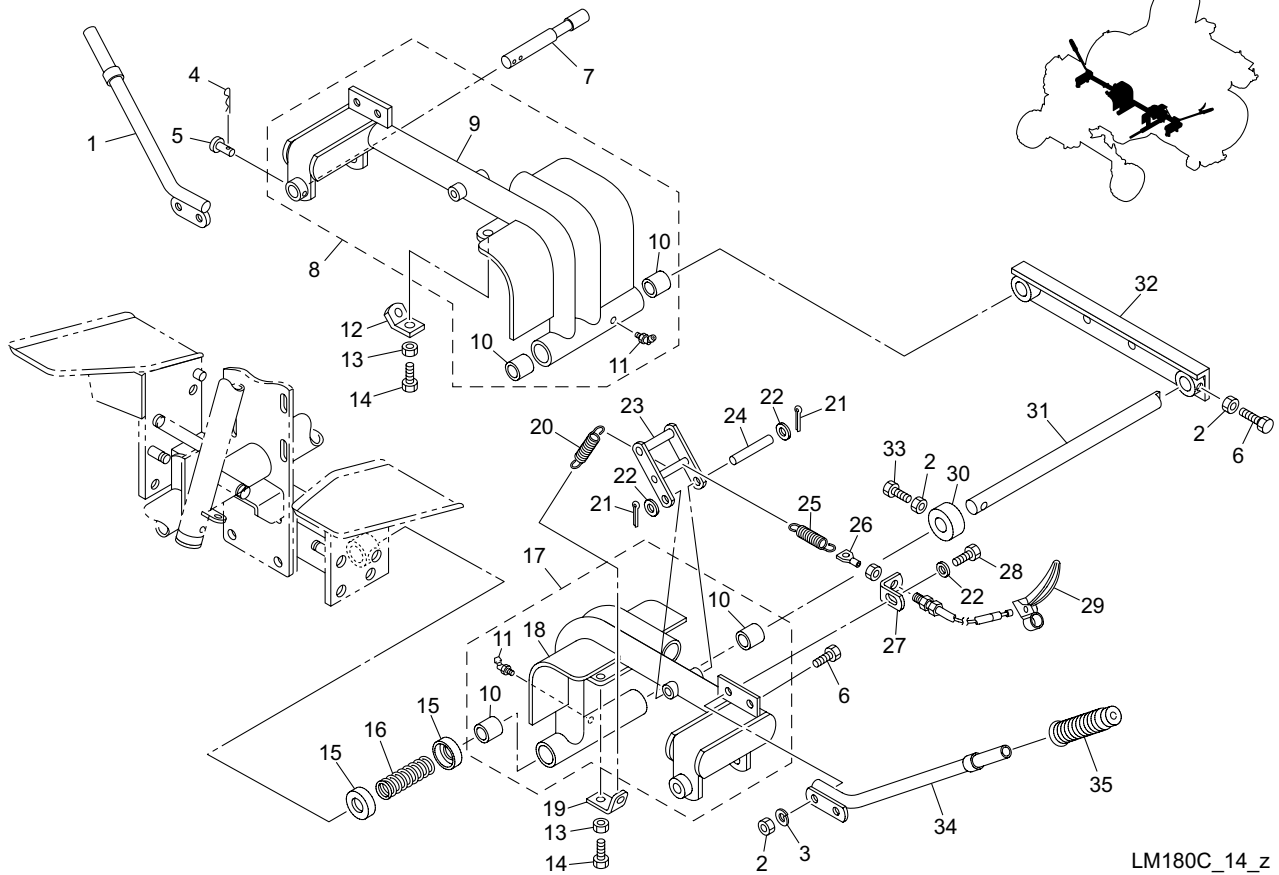
LM180C\_14\_z

Cat No.	Code No.	Part name	Qty	Remark	SN of application
14 - 1	LM180A-0359ZD	LEVER, LIFTING (R)	1		
14 - 2	K0100100002	NUT, M10	8		
14 - 3	K0200100002	WASHER, SPRING M10	4		
14 - 4	K0340800002	PIN, SNAP WITH RETAINER M8	2		
14 - 5	K6040080402	PIN, ROUND HEAD M8-40	2		
14 - 6	K0000100252	BOLT, M10-25	4		
14 - 7	LM180B-0384A2	SHAFT, OSCILLATING MOWER	2		
14 - 8	LM180B-0350Z0	ARM COMP, LIFTING MOWER (R)	1		
14 - 9	LM180B-0348AD	ARM, LIFTING MOWER (R)	1		
14 - 10	K6000000320	BUSH, 22.3-30-25	4		
14 - 11	K1440000030	GREASE NIPPLE, B TYPE	2		
14 - 12	LM180A-0385Z2	CLAMPER, SPRING (R)	1		
14 - 13	K0100120002	NUT, M12	2		
14 - 14	K0000120302	BOLT, M12-30	2		
14 - 15	LM180A-0345Z2	BRACKET, SPRING	4		
14 - 16	K1000000298	SPRING, COMPRESSION M5-38-130	2		
14 - 17	LM180B-0349Z0	ARM COMP, LIFTING MOWER (L)	1		
14 - 18	LM180B-0347AD	ARM, LIFTING MOWER (L)	1		
14 - 19	LM180A-0379Z2	CLAMPER, SPRING (L)	1		
14 - 20	K1030000038	SPRING, WITH U HOOK M1.2-10.4-56	2		
14 - 21	K0300032252	PIN, COTTER M3.2-25	4		
14 - 22	K5000100002	WASHER, M10	6		
14 - 23	LM180A-0374BD	CLAMPER, ARM	2		
14 - 24	K6151000062	SHAFT, WITH HOLE M10-77	2		
14 - 25	K1030000048	SPRING, WITH U HOOK M2-14-80	2		
14 - 26	K1170051200	WIRE, HOOK 512	2		
14 - 27	LM180B-0380Z2	FIXING, WIRE	2		
14 - 28	K0000100302	BOLT, M10-30	2		
14 - 29	K1211111024	LEVER, CLUTCH E111102	2		
14 - 30	K6218000082	COLLAR, TAPPED 22.5-38-20	2		



# 14. Left and right mower lifting portion

LM180C

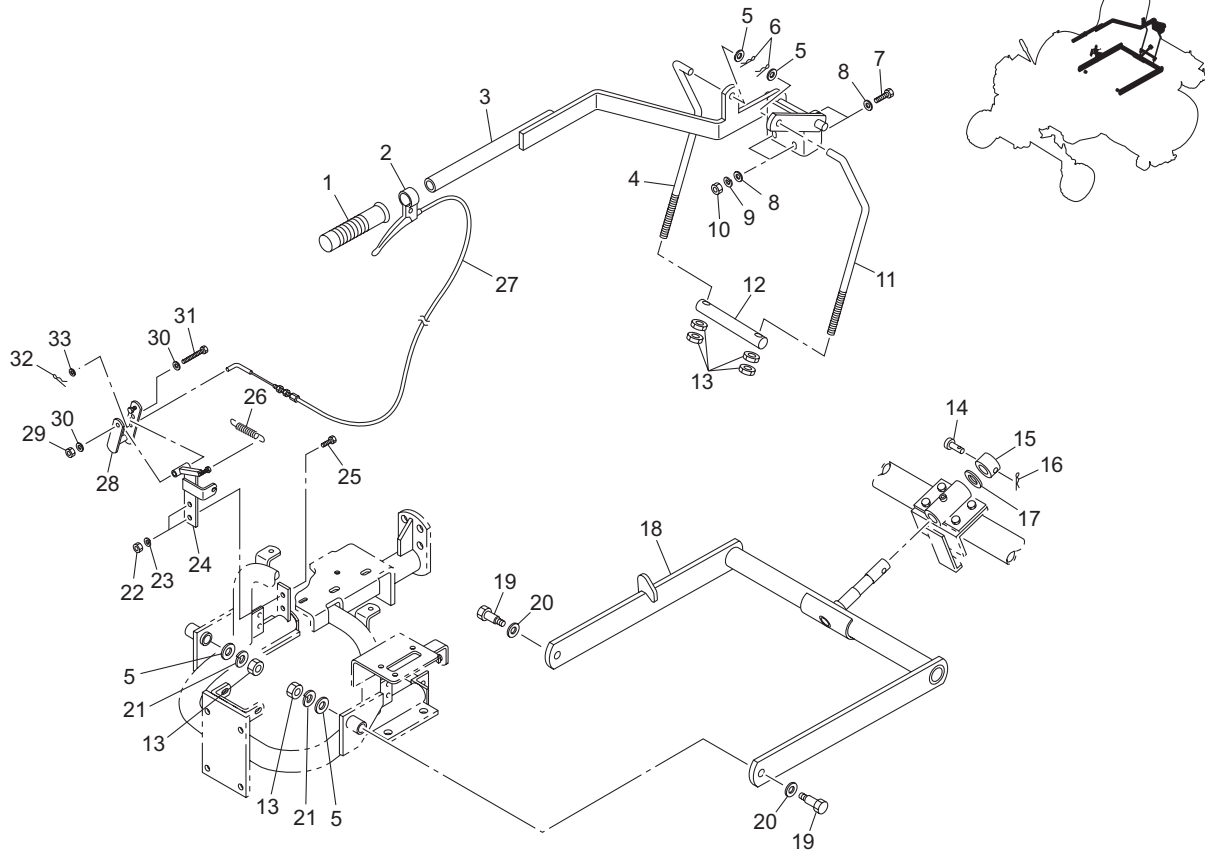


LM180C\_14\_z

Cat No.	Code No.	Part name	Qty	Remark	SN of application
14 - 31	LM180A-0343Z2	SHAFT, SUPPORT SIDE MOWING UNITS	2		
14 - 32	LM180A-0305AD	FLAME, LOWER (REAR)	1		
14 - 33	K0000100202	BOLT, M10-20	2		
14 - 34	LM180A-0358ZD	LEVER, LIFTING (L)	1		
14 - 35	K1300000080	GRIP, RUBBER 15.5	2		

# 15. Rear mower lifting portion

LM180C

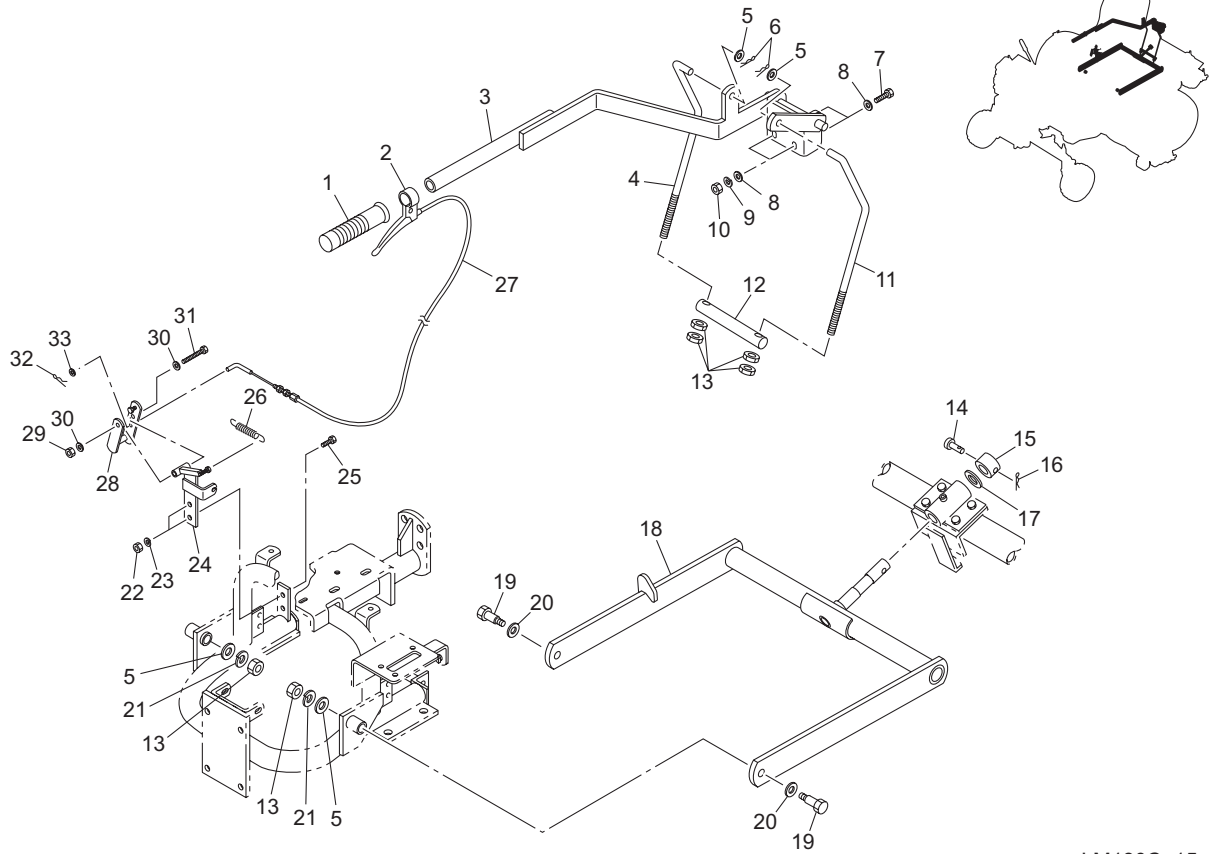


LM180C\_15\_z

Cat No.	Code No.	Part name	Qty	Remark	SN of application
15 - 1	K1300000020	GRIP, RUBBER HANDLE 25.4	1		
15 - 2	K1211111024	LEVER, CLUTCH E111102	1		
15 - 3	LM180C-0408ZD	LEVER, LIFTING	1		
15 - 4	LM180B-0411Z2	SHAFT, CONNECTED TO LIFTING FUNCTION (R)	1		
15 - 5	K5000120002	WASHER, M12	4		
15 - 6	K0331300008	PIN, SNAP M13	2		
15 - 7	K0000100302	BOLT, M10-30	4		
15 - 8	K5000100002	WASHER, M10	8		
15 - 9	K0200100002	WASHER, SPRING M10	4		
15 - 10	K0100100002	NUT, M10	4		
15 - 11	LM180B-0409Z2	SHAFT, CONNECTED TO LIFTING FUNCTION (L)	1		
15 - 12	LM180A-0410Z2	SHAFT, LIFTING	1		
15 - 13	K0100120002	NUT, M12	6		
15 - 14	K6040080402	PIN, ROUND HEAD M8-40	1		
15 - 15	K6215000572	COLLAR, STKM WITH HOLE 25.2-32-18	1		
15 - 16	K0330800008	PIN, SNAP M8	1		
15 - 17	K5051025350	WASHER, C5191P 1-25-35	1		
15 - 18	LM180C-0461AD	ARM, LIFTING REAR MOWER	1		
15 - 19	LM180A-0476Z2	PIN, SUPPORTING SHAFT	2		
15 - 20	K5074516402	WASHER, SPHC 4.5-16-40	2		
15 - 21	K0200120002	WASHER, SPRING M12	2		
15 - 22	K0100080002	NUT, M8	2		
15 - 23	K0200080002	WASHER, SPRING M8	2		
15 - 24	LM180C-0410ZD	FITTING, LEVER	1		
15 - 25	K0000080202	BOLT, M8-20	2		
15 - 26	K1030000038	SPRING, WITH U HOOK M1.2-10.4-56	1		
15 - 27	K1170107000	WIRE, HOOK 1070	1		
15 - 28	LM180C-0409ZD	HOOK	1		
15 - 29	K0144080002	NUT, WITH F-RING, M8	1		
15 - 30	K5000080002	WASHER, M8	2		

# 15. Rear mower lifting portion

LM180C

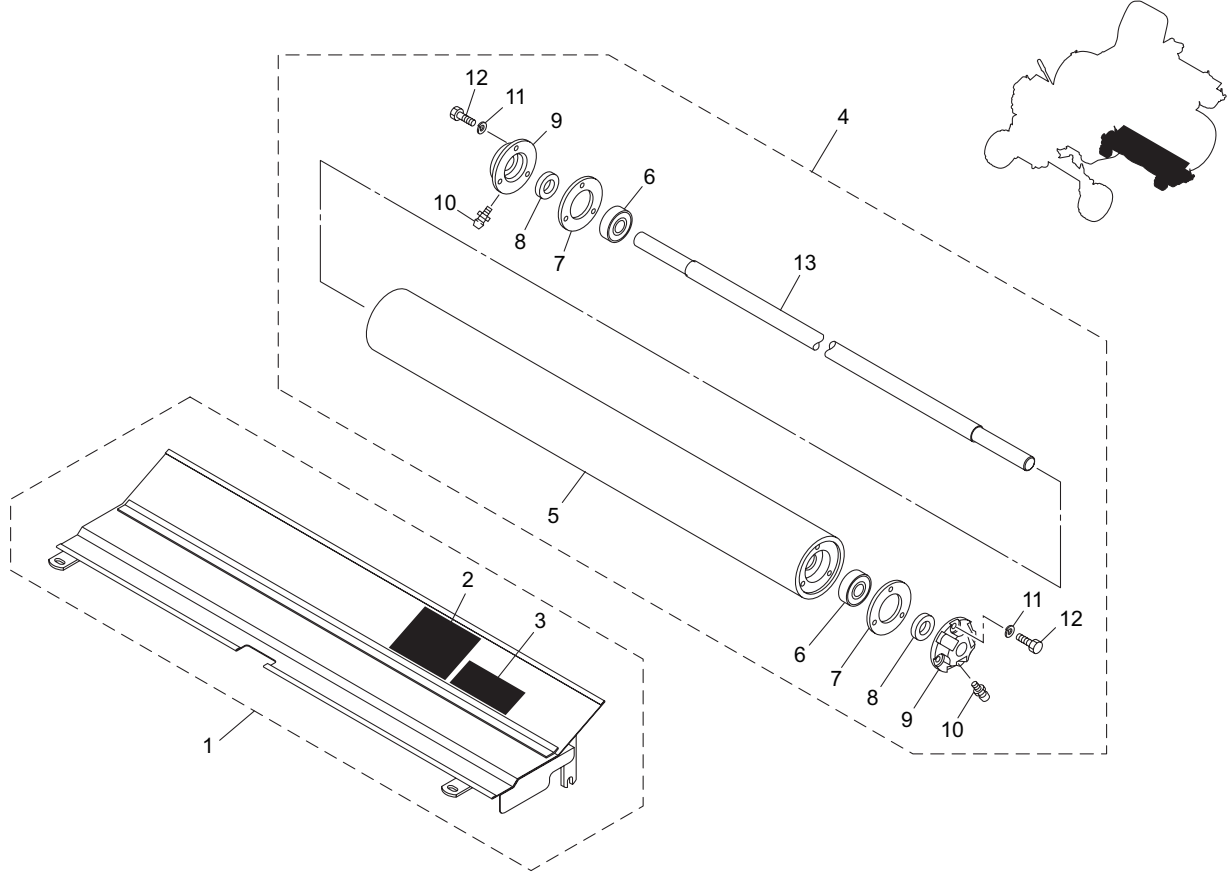


LM180C\_15\_z

Cat No.	Code No.	Part name	Qty	Remark	SN of application
15 - 31	K0000080602	BOLT, M8-60	1		
15 - 32	K0340800002	PIN, SNAP WITH RETAINER M8	1		
15 - 33	K5000060002	WASHER, M6	1		

# 16. Left mower portion A

LM180C

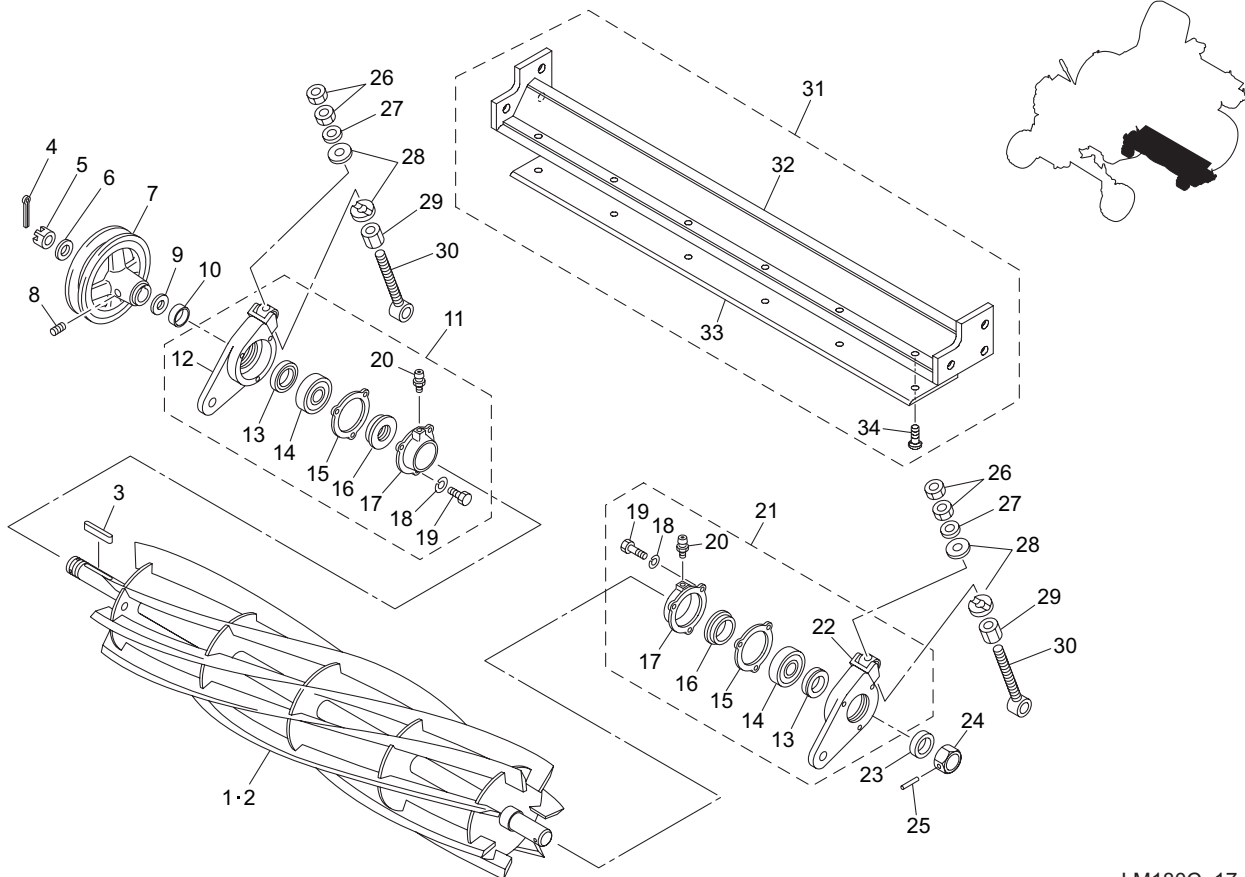


LM180C\_16\_z

Cat No.	Code No.	Part name	Qty	Remark	SN of application
16 - 1	LM180C-0165Z0	COVER, REEL WITH DECAL (L)	1		
16 - 2	K4205001600	DECAL, CAUTION TO MUTILATION	1		
16 - 3	K4205001650	DECAL, CAUTION TO FRYING OBJECT	1		
16 - 4	LM180B-0158A0	ROLLER ASSY	1		
16 - 5	K740000016D	ROLLER, 76.2-674	1		
16 - 6	K0602062030	BEARING, BALL SHIELD Z 6203	2		
16 - 7	K4015136650	PACKING, FIBER 1-36-65	2		
16 - 8	K0821730080	OIL SEAL, MHSA17308	2		
16 - 9	K6810000070	HOUSING, SEALING	2		
16 - 10	K1440000010	GREASE NIPPLE, A TYPE	2		
16 - 11	K0200060002	WASHER, SPRING M6	6		
16 - 12	K0000060102	BOLT, M6-10	6		
16 - 13	LM180B-0159Z0	SHAFT, ROLLER	1		

# 17. Left mower portion B

LM180C

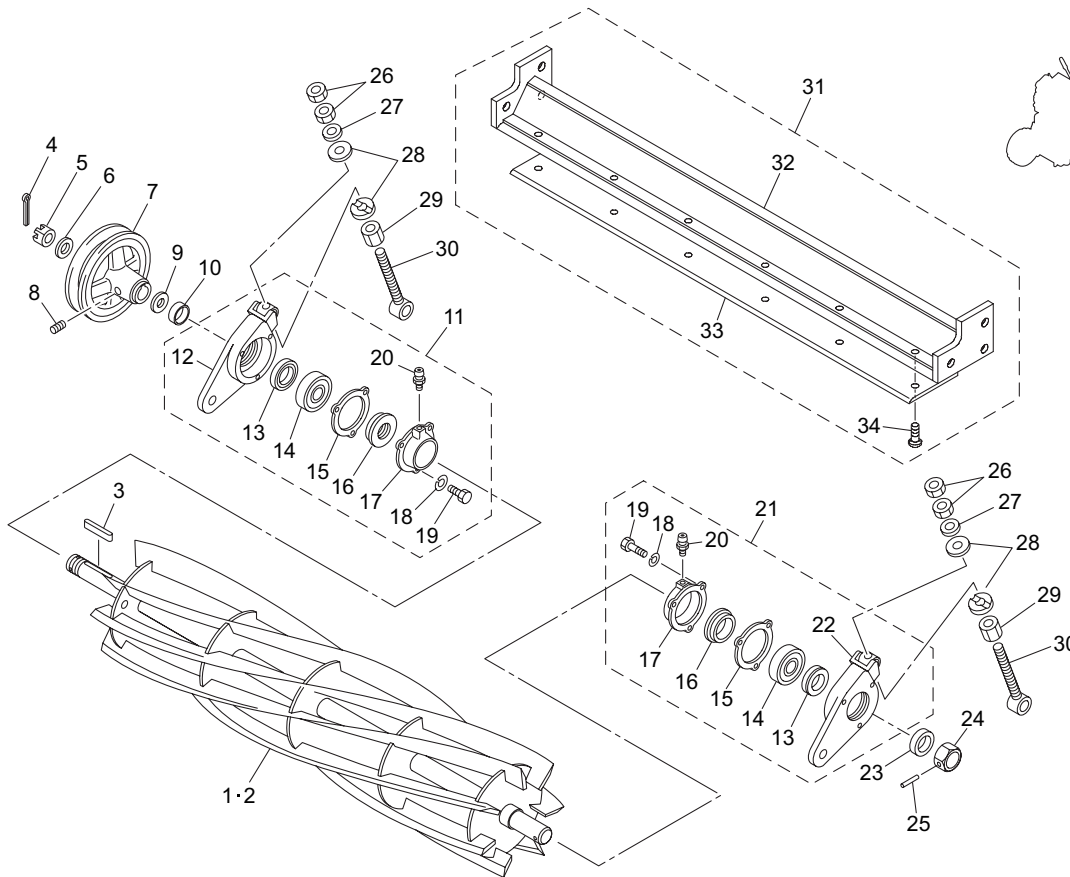


LM180C\_17\_z

Cat No.	Code No.	Part name	Qty	Remark	SN of application
17 - 1	K281850L7AR	REEL CUTTER (CYLINDER), 660-7L	1		
17 - 2	K281850L5AR	REEL CUTTER (CYLINDER), 660-5L	1		
17 - 3	K0550000050	KEY, SPECIAL 5-5-42	1		
17 - 4	K0300032402	PIN, COTTER M3.2-40	1		
17 - 5	K0170000012	NUT, SPECIAL M20	1		
17 - 6	K5000200002	WASHER, M20	1		
17 - 7	K242000001D	PULLEY, V B1-20-134	1		
17 - 8	K0023080061	SETSCREW, M8-6	2		
17 - 9	K5030520400	WASHER, C2801P 0.5-20-40	1		
17 - 10	K6212000160	COLLAR, STKM 20.2-25.4-75	1		
17 - 11	LM180B-0113Z0	HOUSING ASSY, REEL A (R)	1		
17 - 12	LM180A-0110Z2	HOUSING, REEL A (R)	1		
17 - 13	K0860000050	SEAL, DUST PROOF	2		
17 - 14	K0602063040	BEARING, BALL SHIELD Z 6304	2		
17 - 15	K4011000150	PACKING, OIL-SHEET	2		
17 - 16	K0822542080	OIL SEAL, MHSA25428	2		
17 - 17	K6903000042	CAP, HOUSING	2		
17 - 18	K0200060002	WASHER, SPRING M6	6		
17 - 19	K0000060152	BOLT, M6-15	6		
17 - 20	K1440000010	GREASE NIPPLE, A TYPE	2		
17 - 21	LM180B-0106Z0	HOUSING ASSY, REEL B (L)	1		
17 - 22	LM180A-0109Z2	HOUSING, REEL B (L)	1		
17 - 23	K4031000240	RUBBER, WATERPROOF CAP	1		
17 - 24	K6080000032	SHAFT, FOR LAPPING	1		
17 - 25	K0320030251	PIN, SPRING M3-25	1		
17 - 26	K0106100002	NUT, P1 M10	4		
17 - 27	K5051010160	WASHER, C5191P 1-10-16	2		
17 - 28	K6500000102	WASHER, SS41 M5-10.5-22	4		
17 - 29	LM180A-0135Z2	NUT, FINE P1 H12 M10	2		
17 - 30	K6511000092	BOLT, FOR ADJUSTING CUTTER 100	2		

# 17. Left mower portion B

LM180C

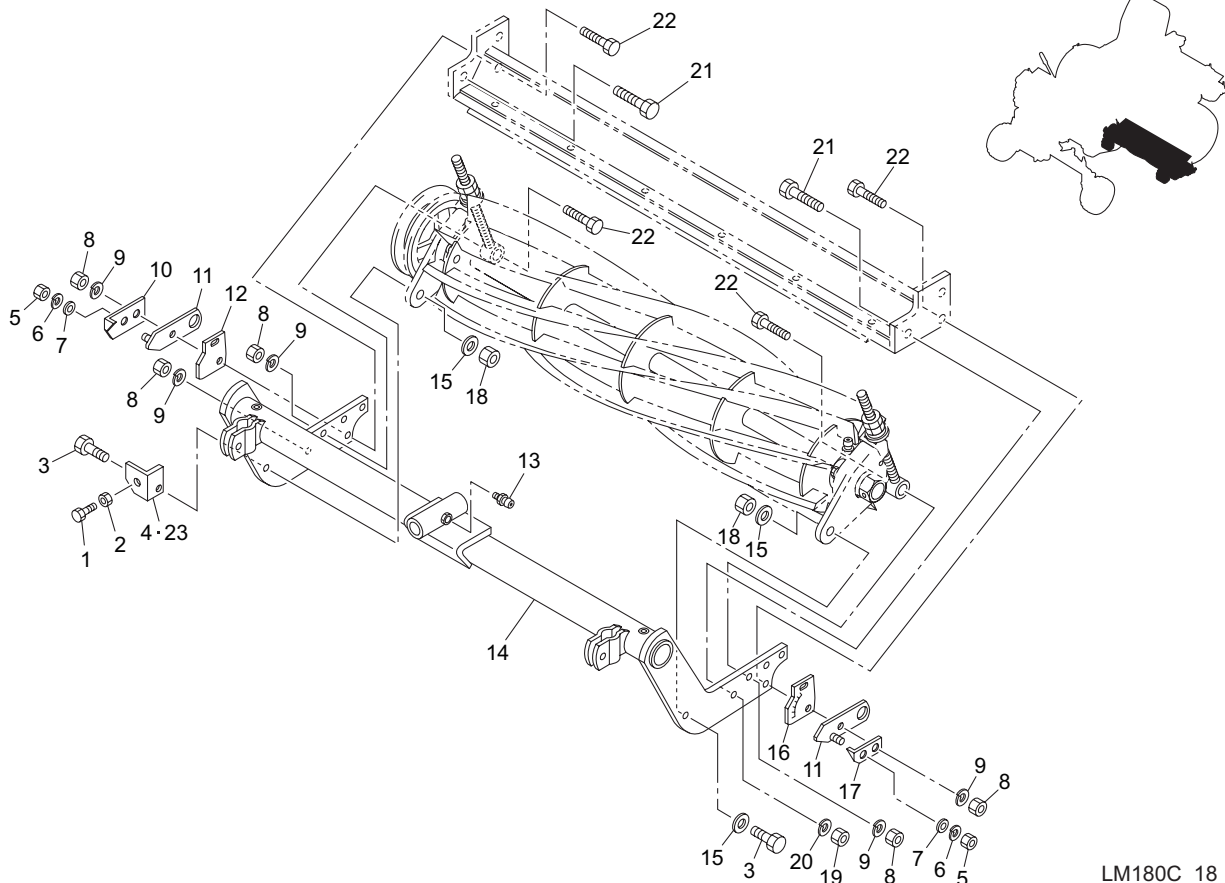


LM180C\_17\_z

Cat No.	Code No.	Part name	Qty	Remark	SN of application
17 - 31	K8022000020	BEDKNIFE ASSY, SIDE MOWERS LM180	1		
17 - 32	K744200006R	BASE, BEDKNIFE 732	1		
17 - 33	K2510000030	BEDKNIFE (BOTTOM BLADE), 7-85-662	1		
17 - 34	K0071000092	SCREW, HT FLAT HEAD M10-20	6		

# 18. Left mower portion C

LM180C

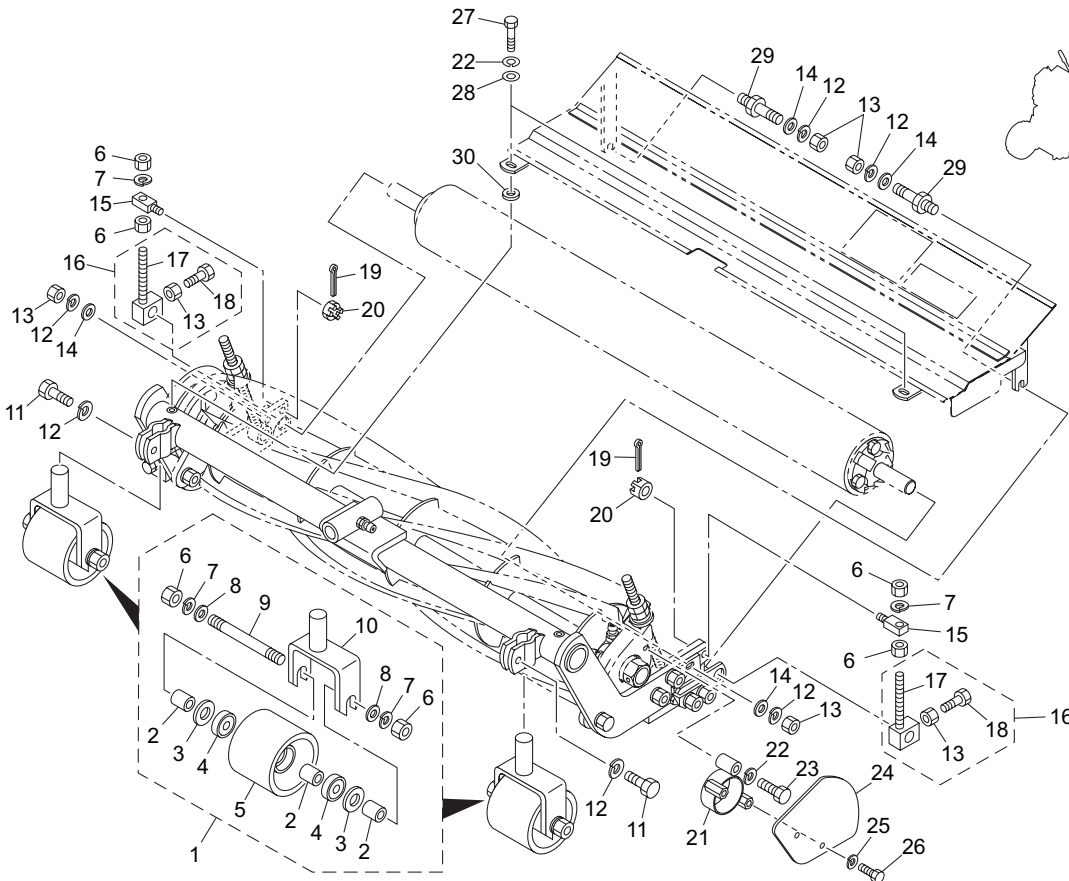


LM180C\_18\_z

Cat No.	Code No.	Part name	Qty	Remark	SN of application
18 - 1	K0000060402	BOLT, M6-40	1		
18 - 2	K0100060002	NUT, M6	1		
18 - 3	LM180A-0120Z2	BOLT, AXIS	2		
18 - 4	LM180A-1015A2	SCRAPER, MOWING UNIT (L)	1		~15079
18 - 5	K0100080002	NUT, M8	2		
18 - 6	K0200080002	WASHER, SPRING M8	2		
18 - 7	K5000080002	WASHER, M8	2		
18 - 8	K0100100002	NUT, M10	4		
18 - 9	K0200100002	WASHER, SPRING M10	4		
18 - 10	LM180A-0252Z2	PLATE, INDICATING CUTTING HEIGHT (R)	1		
18 - 11	LM180B-0150A2	PLATE, ADJUSTING CUTTING HEIGHT	2		
18 - 12	LM180B-0162Z0	SCALE, CUTTING HEIGHT (R)	1		
18 - 13	K1440000010	GREASE NIPPLE, A TYPE	1		
18 - 14	LM180B-0140BR	FRAME, MOWER (L)	1		15080~
18 - 15	K5073215302	WASHER, SPHC 3.2-14.5-30	3		
18 - 16	LM180B-0160Z0	SCALE, CUTTING HEIGHT (L)	1		
18 - 17	LM180A-0251Z2	PLATE, INDICATING CUTTING HEIGHT (L)	1		
18 - 18	K0145140002	NUT, WITH F-RING, P1.5 M14	2		
18 - 19	K0100120002	NUT, M12	2		
18 - 20	K0200120002	WASHER, SPRING M12	2		
18 - 21	K0000120352	BOLT, M12-35	2		
18 - 22	K0000100352	BOLT, M10-35	4		
18 - 23	LM180C-1015Z2	SCRAPER, MOWING UNIT (L)	1		15080~

# 19. Left mower portion D

LM180C



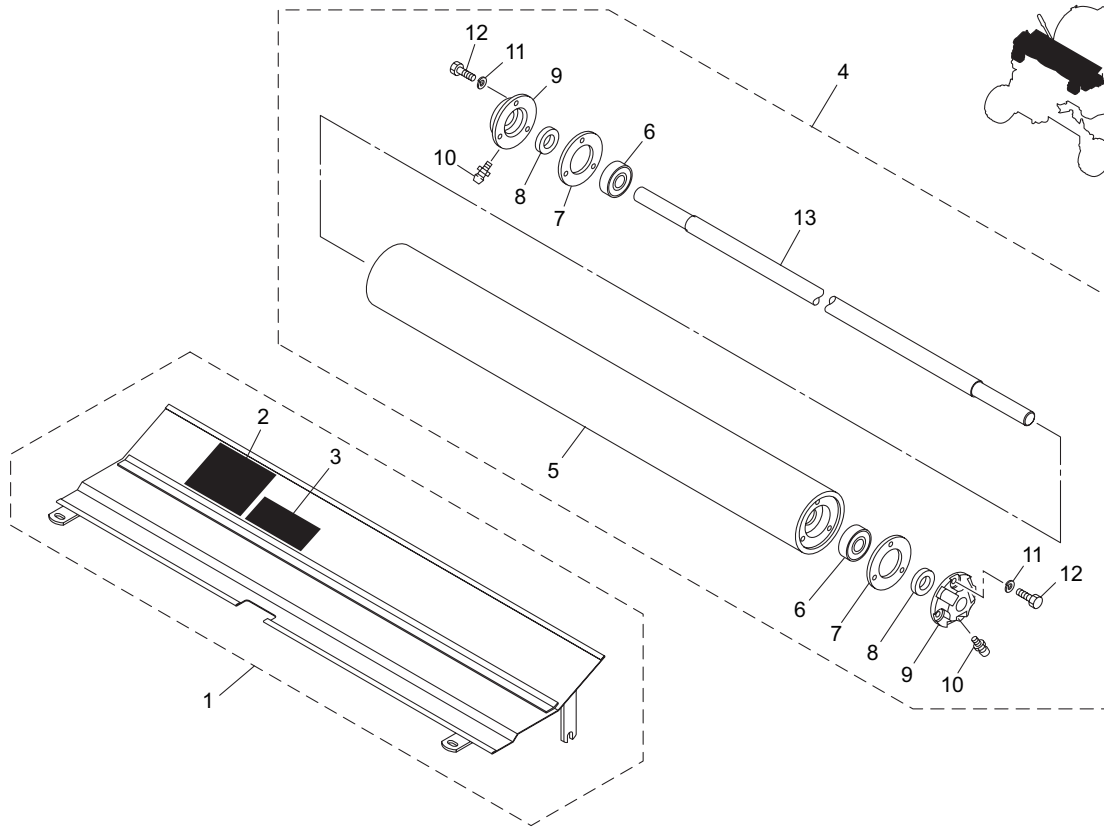
LM180C\_19\_z

Cat No.	Code No.	Part name	Qty	Remark	SN of application
19 - 1	LM180B-1201Z0	ROLLER ASSY, FRONT	2		
19 - 2	K6211000052	COLLAR, SGP 12.7-17.31-63	6		
19 - 3	K5030512300	WASHER, C2801P 0.5-12-30	4		
19 - 4	K0612062010	BEARING, BALL SEAL 2RD 6201	4		
19 - 5	K6809000020	ROLLER, 76-66	2		
19 - 6	K0100120002	NUT, M12	8		
19 - 7	K0200120002	WASHER, SPRING M12	6		
19 - 8	K5000120002	WASHER, M12	4		
19 - 9	K0070000032	BOLT, DOUBLE-ENDED M12-115	2		
19 - 10	LM180A-1204Z2	BRACKET, FRONT WHEEL	2		
19 - 11	K0010100252	BOLT, HT M10-25	2		
19 - 12	K0200100002	WASHER, SPRING M10	6		
19 - 13	K0100100002	NUT, M10	6		
19 - 14	K5000100002	WASHER, M10	4		
19 - 15	LM180B-0156Z2	FIXTURE	2		
19 - 16	LM180B-0153Z0	SCREW ASSY, ADJUSTING CUTTING HEIGHT	2		
19 - 17	LM180B-0154Z2	SCREW, ADJUSTING CUTTING HEIGHT	2		
19 - 18	K0000100252	BOLT, M10-25	2		
19 - 19	K0300032252	PIN, COTTER M3.2-25	2		
19 - 20	K0124120002	NUT, THIN SLOTTED M12	2		
19 - 21	LM180B-0164A2	GUIDE, REEL SHAFT	1		
19 - 22	K0200080002	WASHER, SPRING M8	3		
19 - 23	K0000080402	BOLT, M8-40	1		
19 - 24	LM180C-0150ZR	COVER, SIDE MOWER	1		
19 - 25	K0200060002	WASHER, SPRING M6	2		
19 - 26	K0000060102	BOLT, M6-10	2		
19 - 27	K0000080202	BOLT, M8-20	2		
19 - 28	K5000080002	WASHER, M8	2		
19 - 29	LM180A-0147Z2	BOLT, FIXING REEL COVER	2		
19 - 30	K6210000202	COLLAR, 8.2-16-5.2	2		



# 20. Right mower portion A

LM180C

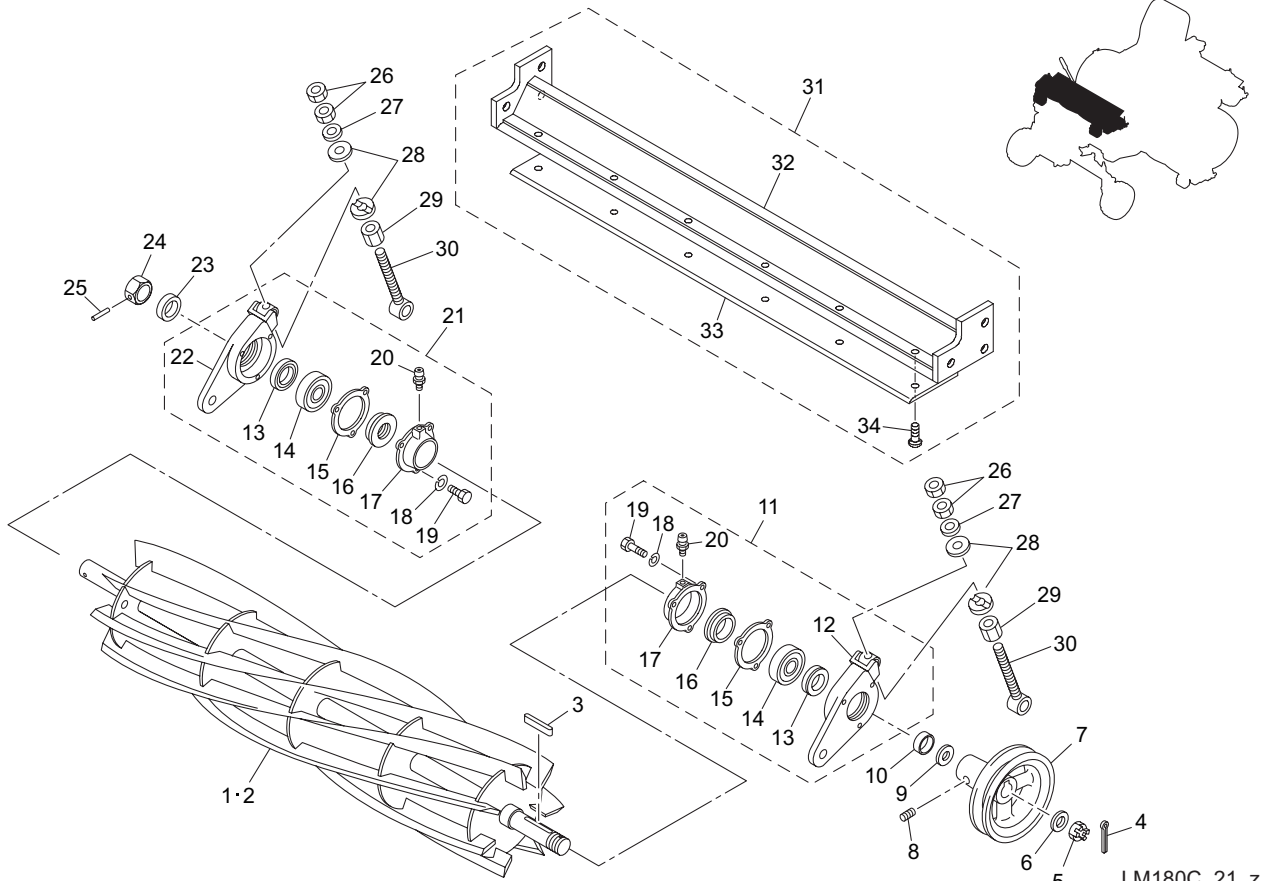


LM180C\_20\_z

Cat No.	Code No.	Part name	Qty	Remark	SN of application
20 - 1	LM180C-0166Z0	COVER, REEL WITH DECAL (R)	1		
20 - 2	K4205001600	DECAL, CAUTION TO MUTILATION	1		
20 - 3	K4205001650	DECAL, CAUTION TO FRYING OBJECT	1		
20 - 4	LM180B-0158A0	ROLLER ASSY	1		
20 - 5	K740000016D	ROLLER, 76.2-674	1		
20 - 6	K0602062030	BEARING, BALL SHIELD Z 6203	2		
20 - 7	K4015136650	PACKING, FIBER 1-36-65	2		
20 - 8	K0821730080	OIL SEAL, MHSA17308	2		
20 - 9	K6810000070	HOUSING, SEALING	2		
20 - 10	K1440000010	GREASE NIPPLE, A TYPE	2		
20 - 11	K0200060002	WASHER, SPRING M6	6		
20 - 12	K0000060102	BOLT, M6-10	6		
20 - 13	LM180B-0159Z0	SHAFT, ROLLER	1		

# 21. Right mower portion B

LM180C

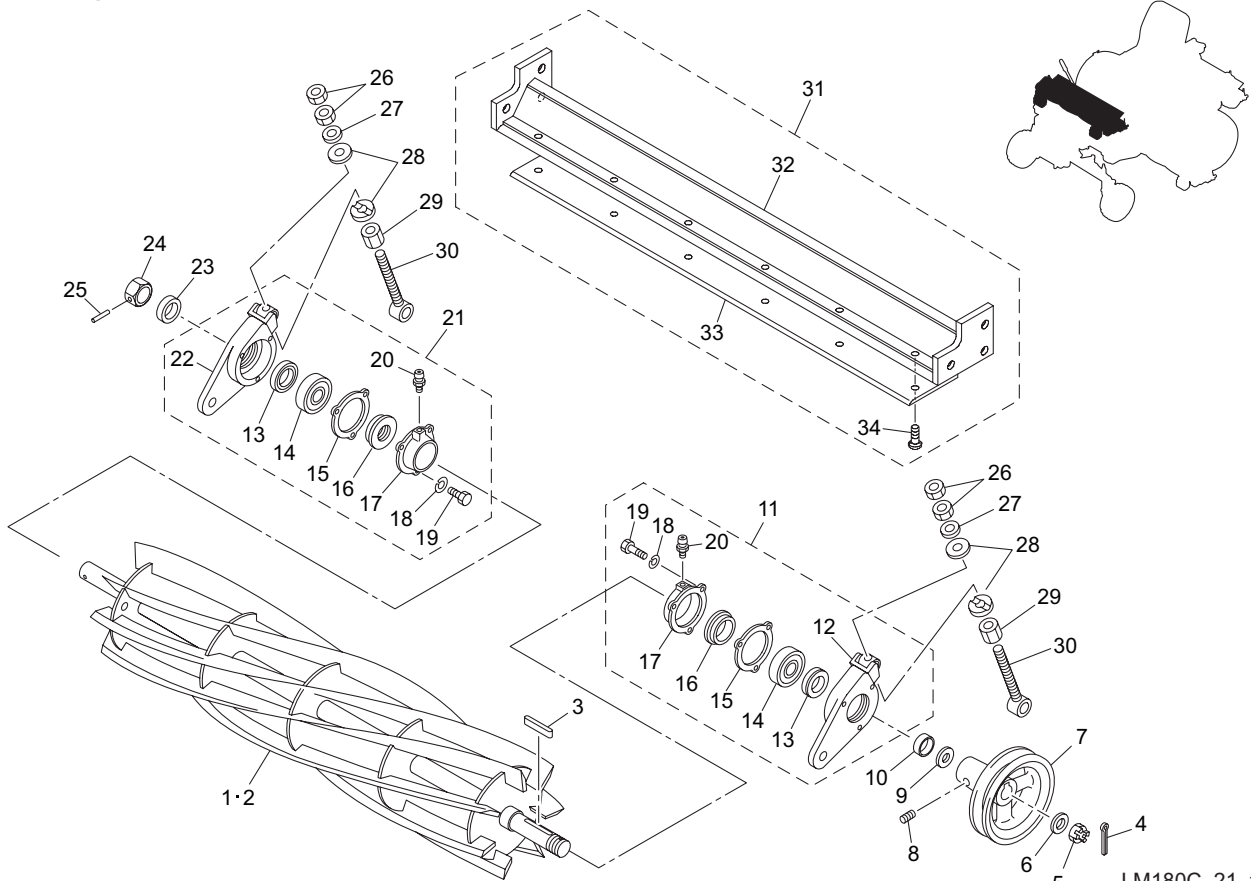


LM180C\_21\_z

Cat No.	Code No.	Part name	Qty	Remark	SN of application
21 - 1	K281850R7AR	REEL CUTTER (CYLINDER), 660-7R	1		
21 - 2	K281850R5AR	REEL CUTTER (CYLINDER), 660-5R	1		
21 - 3	K0550000050	KEY, SPECIAL 5-5-42	1		
21 - 4	K0300032402	PIN, COTTER M3.2-40	1		
21 - 5	K0170000012	NUT, SPECIAL M20	1		
21 - 6	K5000200002	WASHER, M20	1		
21 - 7	K242000001D	PULLEY, V B1-20-134	1		
21 - 8	K0023080061	SETSCREW, M8-6	2		
21 - 9	K5030520400	WASHER, C2801P 0.5-20-40	1		
21 - 10	K6212000160	COLLAR, STKM 20.2-25.4-75	1		
21 - 11	LM180B-0107Z0	HOUSING ASSY, REEL A (L)	1		
21 - 12	LM180A-0108Z2	HOUSING, REEL A (L)	1		
21 - 13	K0860000050	SEAL, DUST PROOF	2		
21 - 14	K0602063040	BEARING, BALL SHIELD Z 6304	2		
21 - 15	K4011000150	PACKING, OIL-SHEET	2		
21 - 16	K0822542080	OIL SEAL, MHSA25428	2		
21 - 17	K6903000042	CAP, HOUSING	2		
21 - 18	K0200060002	WASHER, SPRING M6	6		
21 - 19	K0000060152	BOLT, M6-15	6		
21 - 20	K1440000010	GREASE NIPPLE, A TYPE	2		
21 - 21	LM180B-0112Z0	HOUSING ASSY, REEL B (R)	1		
21 - 22	LM180A-0111Z2	HOUSING, REEL B (R)	1		
21 - 23	K4031000240	RUBBER, WATERPROOF CAP	1		
21 - 24	K6080000032	SHAFT, FOR LAPPING	1		
21 - 25	K0320030251	PIN, SPRING M3-25	1		
21 - 26	K0106100002	NUT, P1 M10	4		
21 - 27	K5051010160	WASHER, C5191P 1-10-16	2		
21 - 28	K6500000102	WASHER, SS41 M5-10.5-22	4		
21 - 29	LM180A-0135Z2	NUT, FINE P1 H12 M10	2		
21 - 30	K6511000092	BOLT, FOR ADJUSTING CUTTER 100	2		

# 21. Right mower portion B

LM180C

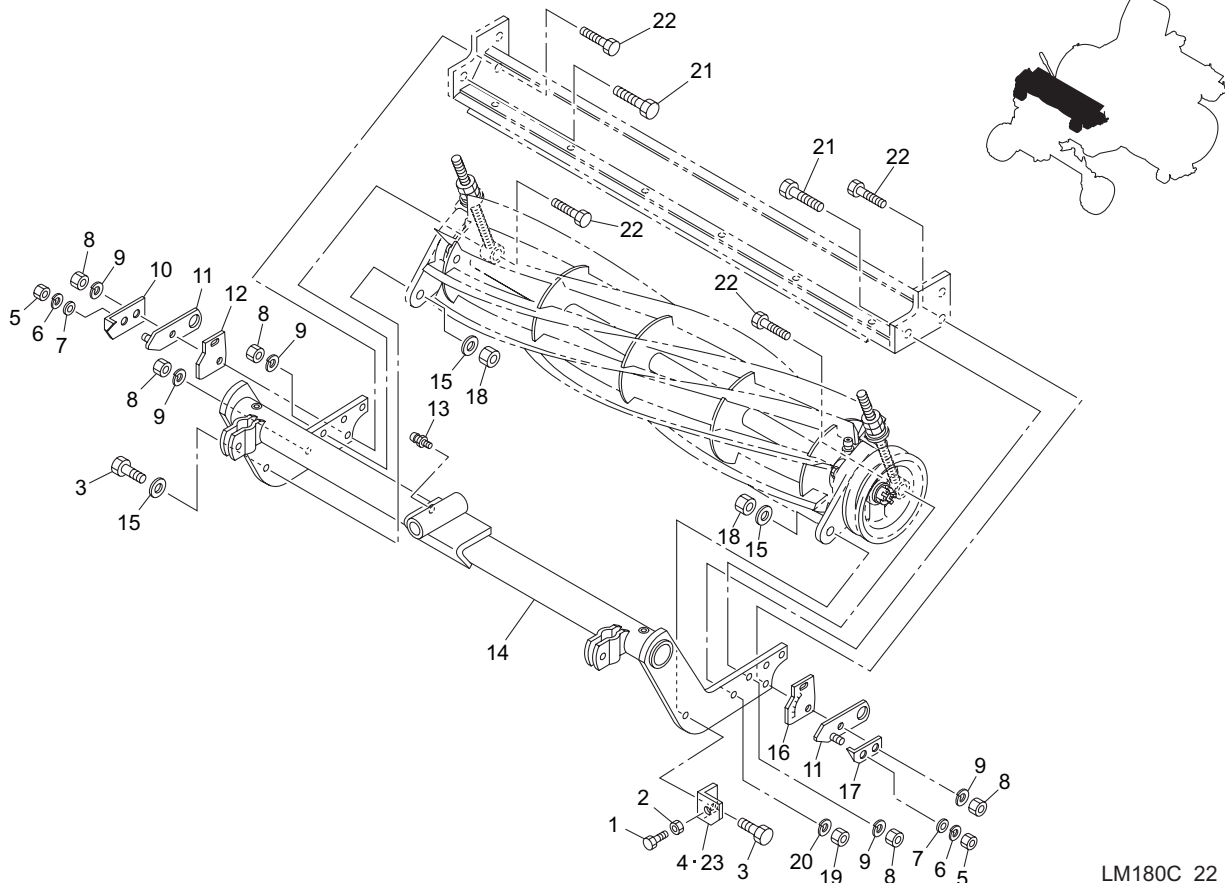


LM180C\_21\_z

Cat No.	Code No.	Part name	Qty	Remark	SN of application
21 - 31	K8022000020	BEDKNIFE ASSY, SIDE MOWERS LM180	1		
21 - 32	K744200006R	BASE, BEDKNIFE 732	1		
21 - 33	K2510000030	BEDKNIFE (BOTTOM BLADE), 7-85-662	1		
21 - 34	K0071000092	SCREW, HT FLAT HEAD M10-20	6		

## 22. Right mower portion C

LM180C

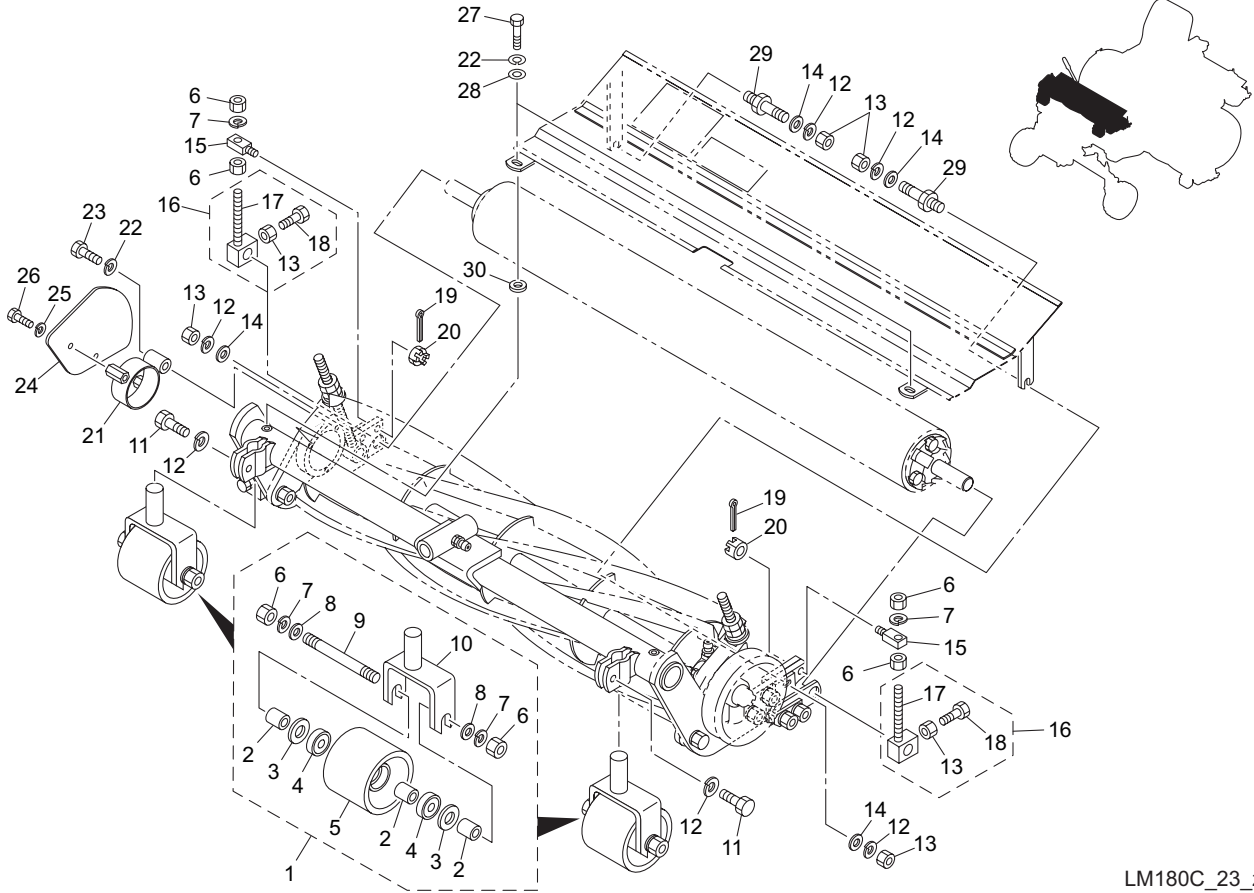


LM180C\_22\_z

Cat No.	Code No.	Part name	Qty	Remark	SN of application
22 - 1	K0000060402	BOLT, M6-40	1		
22 - 2	K0100060002	NUT, M6	1		
22 - 3	LM180A-0120Z2	BOLT, AXIS	2		
22 - 4	LM180A-1023A2	SCRAPER, MOWING UNIT (R)	1		~15079
22 - 5	K0100080002	NUT, M8	2		
22 - 6	K0200080002	WASHER, SPRING M8	2		
22 - 7	K5000080002	WASHER, M8	2		
22 - 8	K0100100002	NUT, M10	4		
22 - 9	K0200100002	WASHER, SPRING M10	4		
22 - 10	LM180A-0252Z2	PLATE, INDICATING CUTTING HEIGHT (R)	1		
22 - 11	LM180B-0150A2	PLATE, ADJUSTING CUTTING HEIGHT	2		
22 - 12	LM180B-0162Z0	SCALE, CUTTING HEIGHT (R)	1		
22 - 13	K1440000010	GREASE NIPPLE, A TYPE	1		
22 - 14	LM180B-0141BR	FRAME, MOWER (R)	1		15080~
22 - 15	K5073215302	WASHER, SPHC 3.2-14.5-30	3		
22 - 16	LM180B-0160Z0	SCALE, CUTTING HEIGHT (L)	1		
22 - 17	LM180A-0251Z2	PLATE, INDICATING CUTTING HEIGHT (L)	1		
22 - 18	K0145140002	NUT, WITH F-RING, P1.5 M14	2		
22 - 19	K0100120002	NUT, M12	2		
22 - 20	K0200120002	WASHER, SPRING M12	2		
22 - 21	K0000120352	BOLT, M12-35	2		
22 - 22	K0000100352	BOLT, M10-35	4		
22 - 23	LM180C-1023Z2	SCRAPER, MOWING UNIT (R)	1		15080~

## 23. Right mower portion D

LM180C

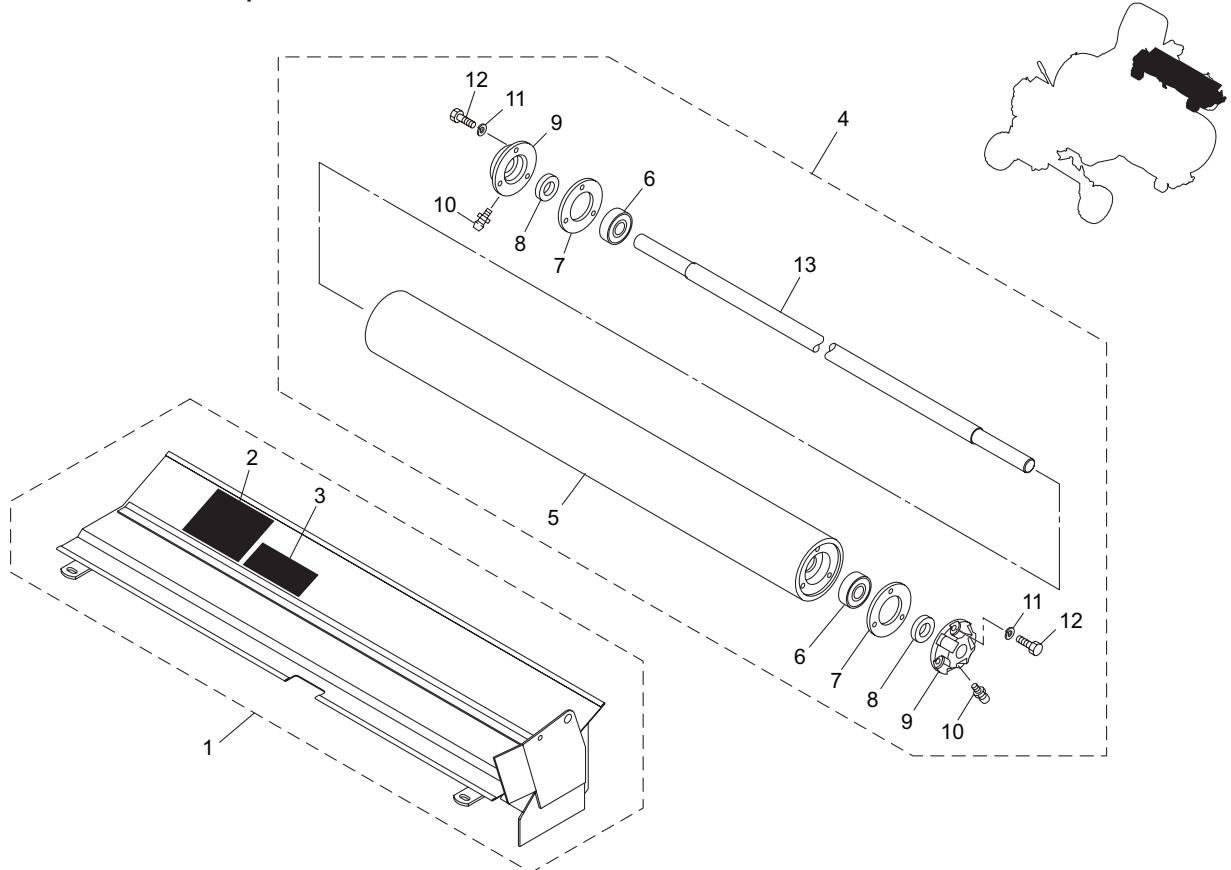


LM180C\_23\_z

Cat No.	Code No.	Part name	Qty	Remark	SN of application
23 - 1	LM180B-1201Z0	ROLLER ASSY, FRONT	2		
23 - 2	K6211000052	COLLAR, SGP 12.7-17.31-63	6		
23 - 3	K5030512300	WASHER, C2801P 0.5-12-30	4		
23 - 4	K0612062010	BEARING, BALL SEAL 2RD 6201	4		
23 - 5	K6809000020	ROLLER, 76-66	2		
23 - 6	K0100120002	NUT, M12	8		
23 - 7	K0200120002	WASHER, SPRING M12	6		
23 - 8	K5000120002	WASHER, M12	4		
23 - 9	K0070000032	BOLT, DOUBLE-ENDED M12-115	2		
23 - 10	LM180A-1204Z2	BRACKET, FRONT WHEEL	2		
23 - 11	K0010100252	BOLT, HT M10-25	2		
23 - 12	K0200100002	WASHER, SPRING M10	6		
23 - 13	K0100100002	NUT, M10	6		
23 - 14	K5000100002	WASHER, M10	4		
23 - 15	LM180B-0156Z2	FIXTURE	2		
23 - 16	LM180B-0153Z0	SCREW ASSY, ADJUSTING CUTTING HEIGHT	2		
23 - 17	LM180B-0154Z2	SCREW, ADJUSTING CUTTING HEIGHT	2		
23 - 18	K0000100252	BOLT, M10-25	2		
23 - 19	K0300032252	PIN, COTTER M3.2-25	2		
23 - 20	K0124120002	NUT, THIN SLOTTED M12	2		
23 - 21	LM180B-0164A2	GUIDE, REEL SHAFT	1		
23 - 22	K0200080002	WASHER, SPRING M8	3		
23 - 23	K0000080402	BOLT, M8-40	1		
23 - 24	LM180C-0150ZR	COVER, SIDE MOWER	1		
23 - 25	K0200060002	WASHER, SPRING M6	2		
23 - 26	K0000060102	BOLT, M6-10	2		
23 - 27	K0000080202	BOLT, M8-20	2		
23 - 28	K5000080002	WASHER, M8	2		
23 - 29	LM180A-0147Z2	BOLT, FIXING REEL COVER	2		
23 - 30	K6210000202	COLLAR, 8.2-16-5.2	2		

# 24. Rear mower portion A

LM180C

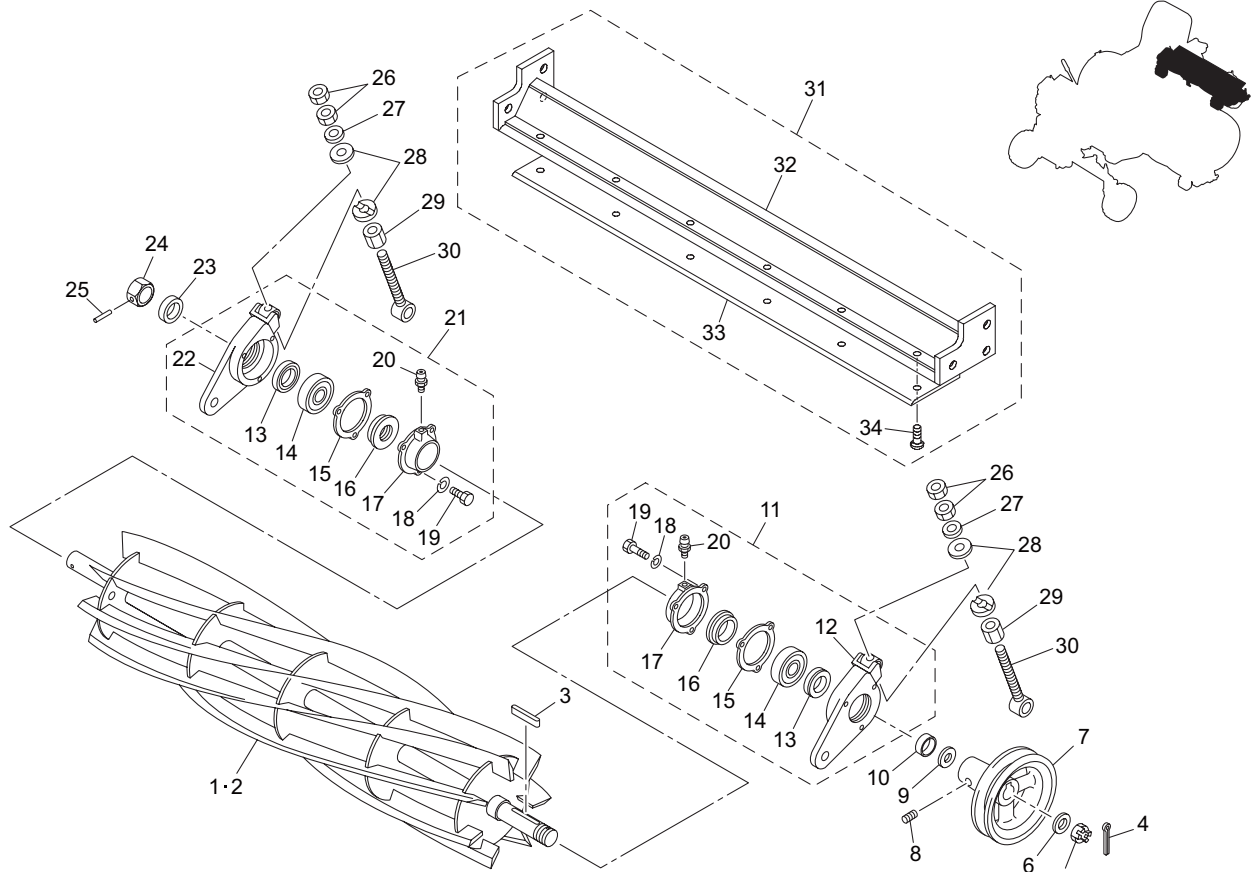


LM180C\_24\_z

Cat No.	Code No.	Part name	Qty	Remark	SN of application
24 - 1	LM180C-0297Z0	COVER, REEL WITH DECAL (REAR)	1		
24 - 2	K4205001600	DECAL, CAUTION TO MUTILATION	1		
24 - 3	K4205001650	DECAL, CAUTION TO FRYING OBJECT	1		
24 - 4	LM180B-0258A0	ROLLER ASSY, REAR	1		
24 - 5	K740000018D	ROLLER, 76.2-782	1		
24 - 6	K0602062030	BEARING, BALL SHIELD Z 6203	2		
24 - 7	K4015136650	PACKING, FIBER 1-36-65	2		
24 - 8	K0821730080	OIL SEAL, MHSA17308	2		
24 - 9	K6810000070	HOUSING, SEALING	2		
24 - 10	K1440000010	GREASE NIPPLE, A TYPE	2		
24 - 11	K0200060002	WASHER, SPRING M6	6		
24 - 12	K0000060102	BOLT, M6-10	6		
24 - 13	LM180B-0259Z0	SHAFT, REAR ROLLER	1		

## 25. Rear mower portion B

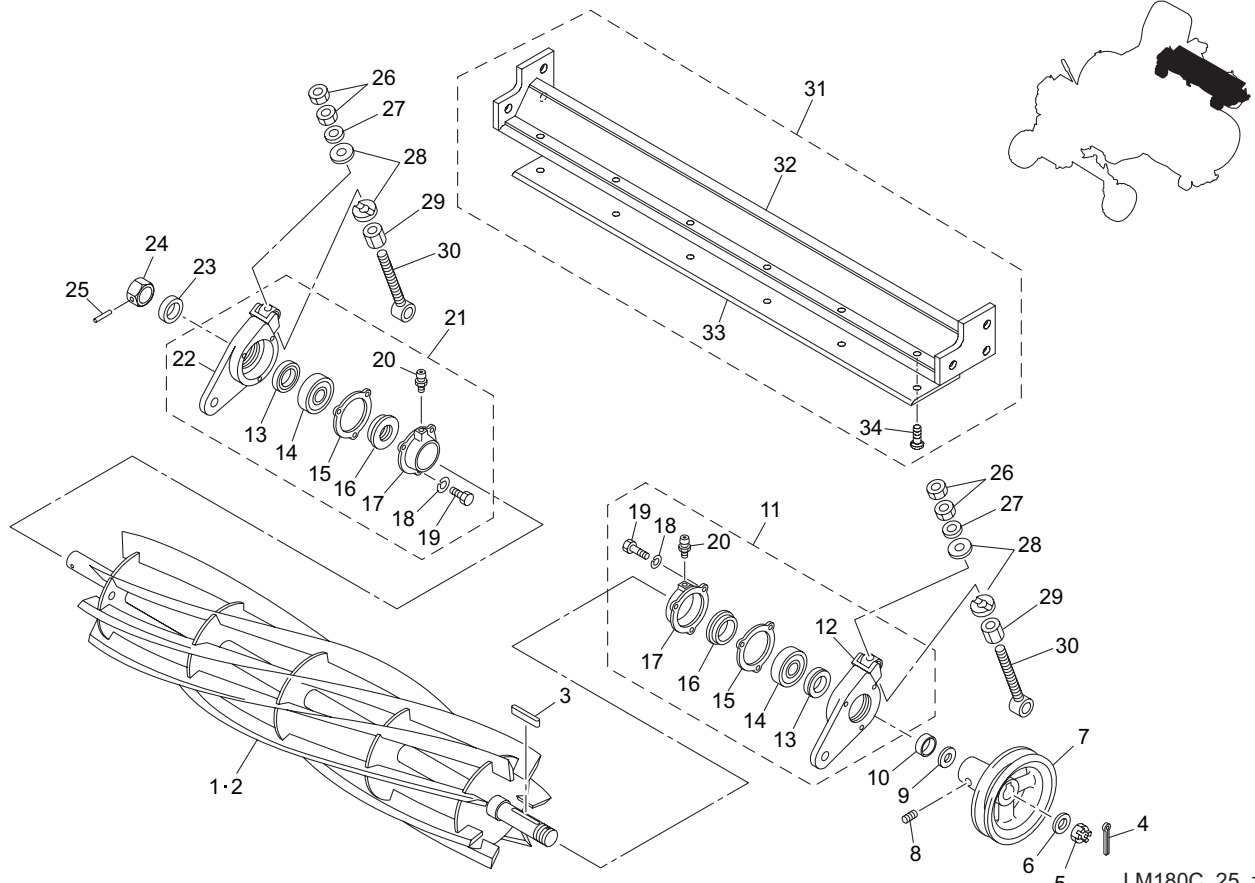
LM180C



Cat No.	Code No.	Part name	Qty	Remark	SN of application
25 - 1	K28180207BR	REEL CUTTER (CYLINDER), 766-7	1		
25 - 2	K28180205BR	REEL CUTTER (CYLINDER), 766-5	1		
25 - 3	K0550000050	KEY, SPECIAL 5-5-42	1		
25 - 4	K0300032402	PIN, COTTER M3.2-40	1		
25 - 5	K0170000012	NUT, SPECIAL M20	1		
25 - 6	K5000200002	WASHER, M20	1		
25 - 7	LM180A-0225BD	PULLEY, REAR MOWER	1		
25 - 8	K0023080061	SETSCREW, M8-6	2		
25 - 9	K5030520400	WASHER, C2801P 0.5-20-40	1		
25 - 10	K6212000160	COLLAR, STKM 20.2-25.4-75	1		
25 - 11	LM180B-0107Z0	HOUSING ASSY, REEL A (L)	1		
25 - 12	LM180A-0108Z2	HOUSING, REEL A (L)	1		
25 - 13	K0860000050	SEAL, DUST PROOF	2		
25 - 14	K0602063040	BEARING, BALL SHIELD Z 6304	2		
25 - 15	K4011000150	PACKING, OIL-SHEET	2		
25 - 16	K0822542080	OIL SEAL, MHA25428	2		
25 - 17	K6903000042	CAP, HOUSING	2		
25 - 18	K0200060002	WASHER, SPRING M6	6		
25 - 19	K0000060152	BOLT, M6-15	6		
25 - 20	K1440000010	GREASE NIPPLE, A TYPE	2		
25 - 21	LM180B-0112Z0	HOUSING ASSY, REEL B (R)	1		
25 - 22	LM180A-0111Z2	HOUSING, REEL B (R)	1		
25 - 23	K4031000240	RUBBER, WATERPROOF CAP	1		
25 - 24	K6080000032	SHAFT, FOR LAPPING	1		
25 - 25	K0320030251	PIN, SPRING M3-25	1		
25 - 26	K0106100002	NUT, P1 M10	4		
25 - 27	K5051010160	WASHER, C5191P 1-10-16	2		
25 - 28	K6500000102	WASHER, SS41 M5-10.5-22	4		
25 - 29	LM180A-0135Z2	NUT, FINE P1 H12 M10	2		
25 - 30	K6511000092	BOLT, FOR ADJUSTING CUTTER 100	2		

# 25. Rear mower portion B

LM180C



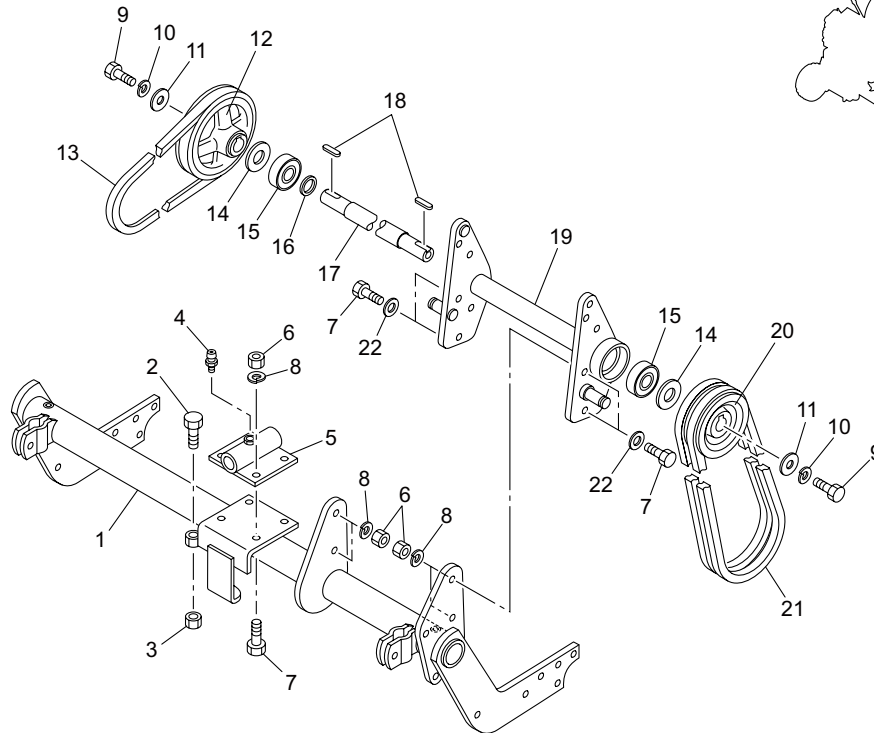
LM180C\_25\_z

Cat No.	Code No.	Part name	Qty	Remark	SN of application
25 - 31	K8022000030	BEDKNIFE ASSY, REAR MOWER LM180	1		
25 - 32	K744200007R	BASE, BEDKNIFE 840	1		
25 - 33	K2510000020	BED-KNIFE (BOTTOM BLADE), 85-770-51	1		
25 - 34	K0071000092	SCREW, HT FLAT HEAD M10-20	7		



## 26. Rear mower portion C

LM180C

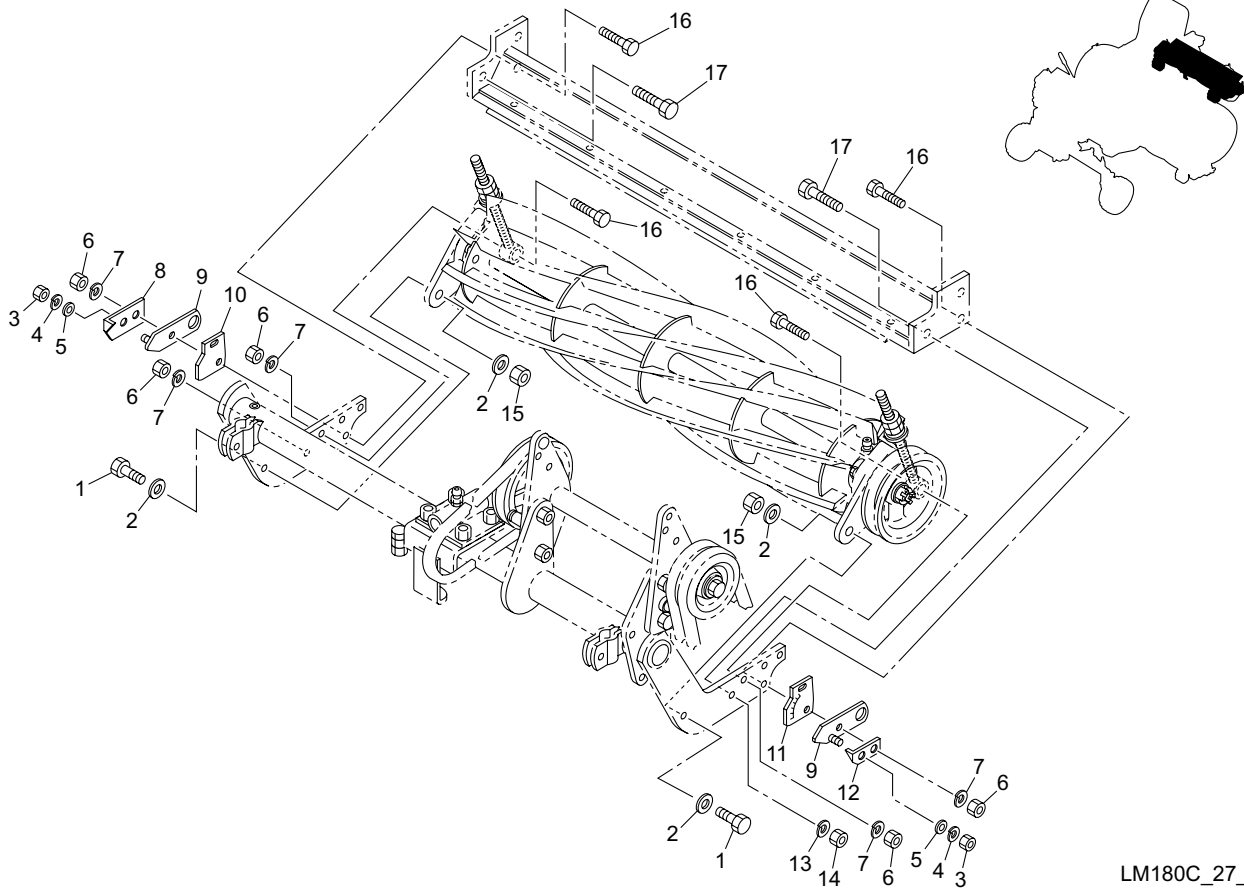


LM180C\_26\_z

Cat No.	Code No.	Part name	Qty	Remark	SN of application
26 - 1	LM180B-0241CR	FRAME, MOWER (REAR)	1		
26 - 2	K0000120402	BOLT, M12-40	1		
26 - 3	K0100120002	NUT, M12	1		
26 - 4	K1440000010	GREASE NIPPLE, A TYPE	1		
26 - 5	LM180A-0296AR	BRACKET, OSCILLATING REAR MOWER	1		
26 - 6	K0200100002	WASHER, SPRING M10	8		
26 - 7	K0000100302	BOLT, M10-30	8		
26 - 8	K0200100002	WASHER, SPRING M10	8		
26 - 9	K0000080152	BOLT, M8-15	2		
26 - 10	K0200080002	WASHER, SPRING M8	2		
26 - 11	K5073208352	WASHER, SPHC 3.2-8-35	2		
26 - 12	LM180A-0275Z2	PULLEY, TRANSMISSION (REAR MOWER)	1		
26 - 13	K2342058000	BELT, V OLB58	1		
26 - 14	K5030520430	WASHER, C2801P 0.5-20-43	2		
26 - 15	K0612062040	BEARING, BALL SEAL 2RD 6204	2		
26 - 16	K5010520282	WASHER, SPCC 0.5-2028	1		
26 - 17	LM180A-0272A0	SHAFT, TRANSMISSION (REAR MOWER)	1		
26 - 18	K0500505250	KEY, BOTH ROUND M5-525	2		
26 - 19	LM180C-0271ZR	RECEIVER, REAR MOWER SHAFT	1		
26 - 20	LM180A-0276ZD	PULLEY, TRANSMISSION (REAR MOWER)	1		
26 - 21	K2324029000	BELT, V GLAA-4 29	2		
26 - 22	K5000100002	WASHER, M10	4		

# 27. Rear mower portion D

LM180C

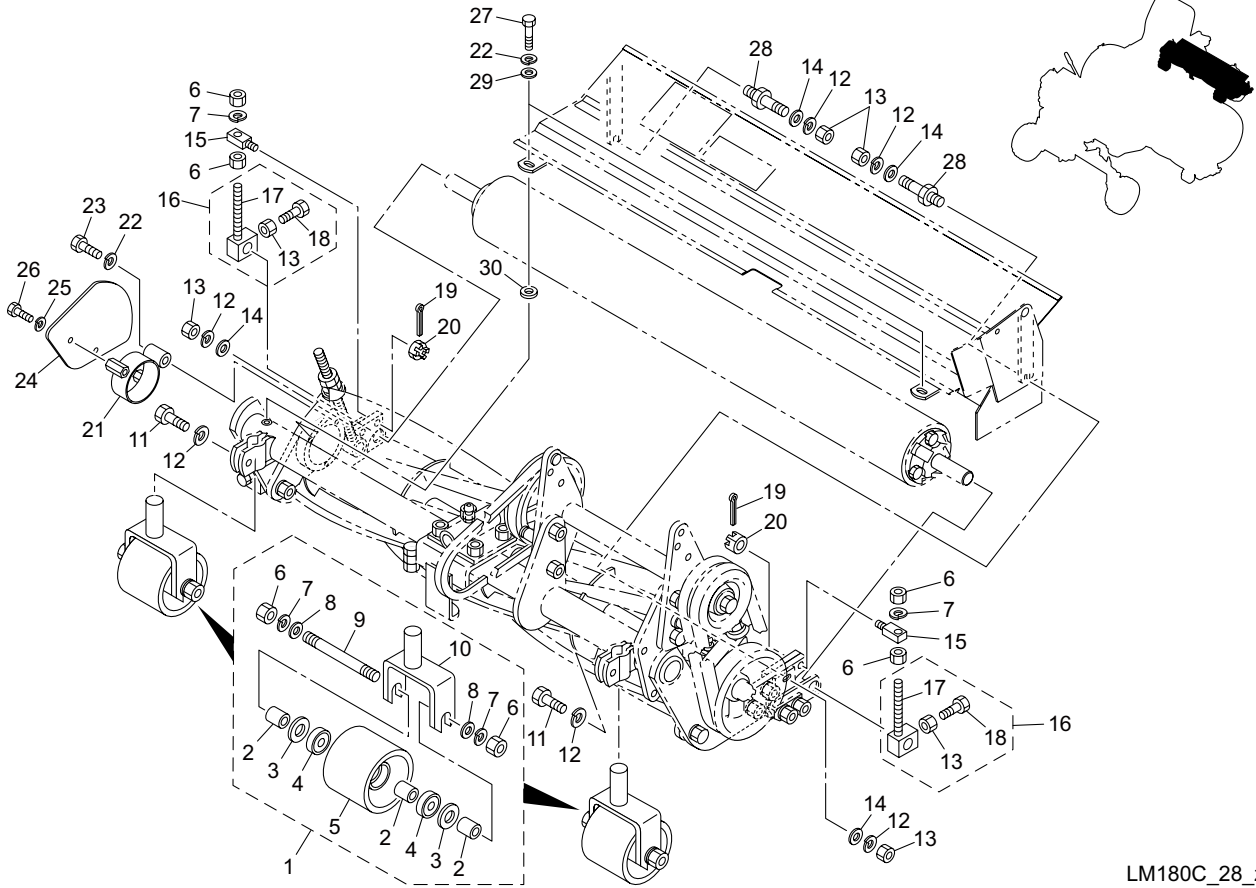


LM180C\_27\_z

Cat No.	Code No.	Part name	Qty	Remark	SN of application
27 - 1	LM180A-0120Z2	BOLT, AXIS	2		
27 - 2	K5073215302	WASHER, SPHC 3.2-14.5-30	4		
27 - 3	K0100080002	NUT, M8	2		
27 - 4	K0200080002	WASHER, SPRING M8	2		
27 - 5	K5000080002	WASHER, M8	2		
27 - 6	K0100100002	NUT, M10	4		
27 - 7	K0200100002	WASHER, SPRING M10	4		
27 - 8	LM180A-0252Z2	PLATE, INDICATING CUTTING HEIGHT (R)	1		
27 - 9	LM180B-0263A2	PLATE, ADJUSTING CUTTING HEIGHT (REAR)	2		
27 - 10	LM180B-0162Z0	SCALE, CUTTING HEIGHT (R)	1		
27 - 11	LM180B-0160Z0	SCALE, CUTTING HEIGHT (L)	1		
27 - 12	LM180A-0251Z2	PLATE, INDICATING CUTTING HEIGHT (L)	1		
27 - 13	K0200120002	WASHER, SPRING M12	2		
27 - 14	K0100120002	NUT, M12	2		
27 - 15	K0145140002	NUT, WITH F-RING, P1.5 M14	2		
27 - 16	K0000100352	BOLT, M10-35	4		
27 - 17	K0000120352	BOLT, M12-35	2		

# 28. Rear mower portion E

LM180C

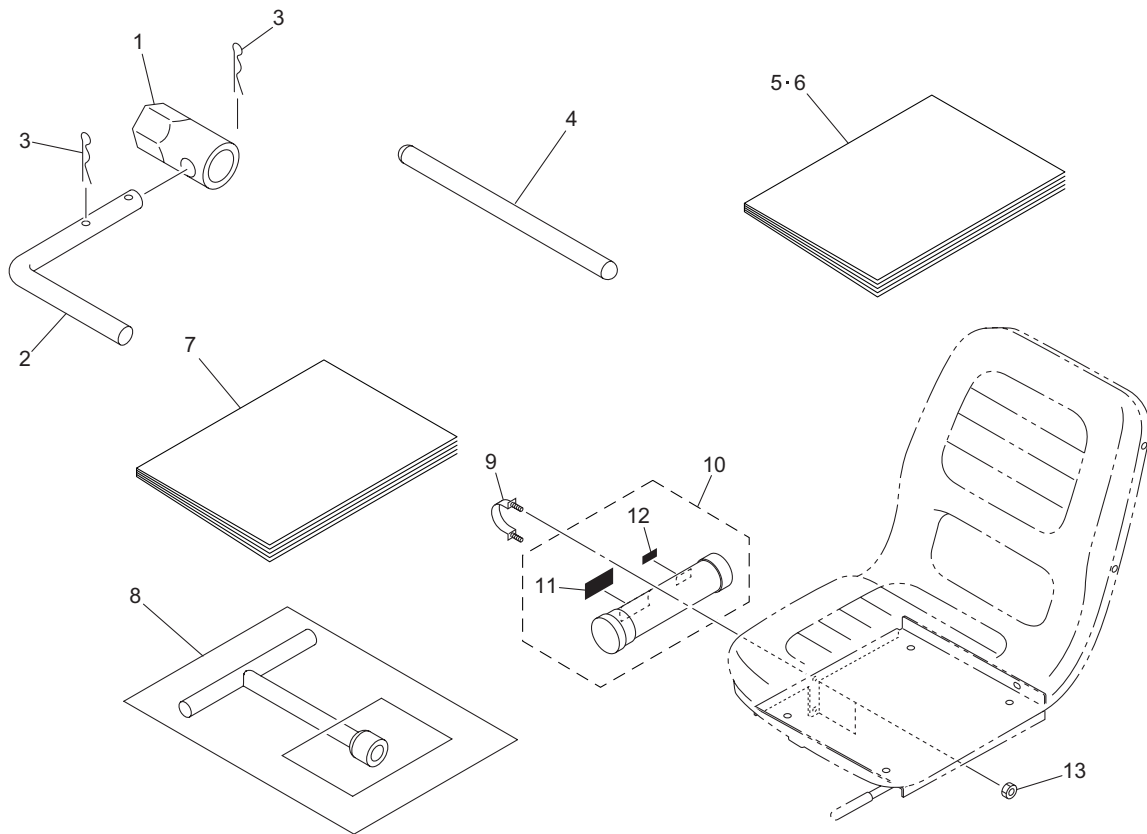


LM180C\_28\_z

Cat No.	Code No.	Part name	Qty	Remark	SN of application
28 - 1	LM180B-1201Z0	ROLLER ASSY, FRONT	2		
28 - 2	K6211000052	COLLAR, SGP 12.7-17.31-63	6		
28 - 3	K5030512300	WASHER, C2801P 0.5-12-30	4		
28 - 4	K0612062010	BEARING, BALL SEAL 2RD 6201	4		
28 - 5	K6809000020	ROLLER, 76-66	2		
28 - 6	K0100120002	NUT, M12	8		
28 - 7	K0200120002	WASHER, SPRING M12	6		
28 - 8	K5000120002	WASHER, M12	4		
28 - 9	K0070000032	BOLT, DOUBLE-ENDED M12-115	2		
28 - 10	LM180A-1204Z2	BRACKET, FRONT WHEEL	2		
28 - 11	K0010100252	BOLT, HT M10-25	2		
28 - 12	K0200100002	WASHER, SPRING M10	6		
28 - 13	K0100100002	NUT, M10	6		
28 - 14	K5000100002	WASHER, M10	4		
28 - 15	LM180B-0156Z2	FIXTURE	2		
28 - 16	LM180B-0153Z0	SCREW ASSY, ADJUSTING CUTTING HEIGHT	2		
28 - 17	LM180B-0154Z2	SCREW, ADJUSTING CUTTING HEIGHT	2		
28 - 18	K0000100252	BOLT, M10-25	2		
28 - 19	K0300032252	PIN, COTTER M3.2-25	2		
28 - 20	K0124120002	NUT, THIN SLOTTED M12	2		
28 - 21	LM180B-0164A2	GUIDE, REEL SHAFT	1		
28 - 22	K0200080002	WASHER, SPRING M8	3		
28 - 23	K0000080402	BOLT, M8-40	1		
28 - 24	LM180C-0150ZR	COVER, SIDE MOWER	1		
28 - 25	K0200060002	WASHER, SPRING M6	2		
28 - 26	K0000060102	BOLT, M6-10	2		
28 - 27	K0000080152	BOLT, M8-15	2		
28 - 28	LM180A-0147Z2	BOLT, FIXING REEL COVER	2		
28 - 29	K5000080002	WASHER, M8	2		
28 - 30	K6210000202	COLLAR, 8.2-16-5.2	2		

# 29. Accessory tools

LM180C



LM180C\_29\_a

Cat No.	Code No.	Part name	Qty	Remark	SN of application
29 - 1	K4812270002	SPANNER, BOX M27	1		
29 - 2	K6173000022	HANDLE, LAPPING	1		
29 - 3	K0331300008	PIN, SNAP M13	2		
29 - 4	K4802000062	SHAFT, BOX SPANNER	1		
29a- 5	750101-73-A	OWNERS OPERATING MANUAL (LM180C) ENGLISH	1		
29a- 6	750101-73-B	PARTS CATALOG (LM180C) ENGLISH	1		
29 - 7	R2ZZ-99901-75	OWNERS MANUAL, ENGINE EH30/34	1		
29 - 8	R224-90303-00	TOOL KIT, ACCESSORY	1		
29a- 9	SP05---2125Z2	BAND	1		
29a- 10	SP05---2120Z0	CASE, FOR MANUALS	1		
29a- 11	K4205001560	DECAL, READ OWNERS MANUAL	1		
29a- 12	K4209001300	DECAL, OWNERS MANUAL	1		
29a- 13	K0144080002	NUT, WITH F-RING, M8	2		

# MEMO

**BARONESS**<sup>®</sup>

Quality on Demand

 **KYOEISHA CO., LTD.**

Head Office 1-26, Miyuki-cho, Toyokawa, Tel : (0533)84-1390  
Aichi-Pref. 442-8530 Japan. Fax : (0533)89-3623