


**Specialty Rollers For Discerning Turf Maintenance Professionals**

**GOLFCO**®  
INTERNATIONAL



**COMPETITION**™  
**ROLLERS**

**Offering Superior & Unique Rollers to Upgrade Golf & Turf  
Reel Mowers, Rotary Deck Mowers & Greens Rolling Machines**

**\* Roller Complete Assemblies & Component Parts \***

**\* Roller Rebuild Instructions \***

Each roller assembly listed in this offering catalog comes completely assembled  
with roller body or bodies, shaft and overhaul kits (bearings/seals/retainers).



TURF Handels GmbH  
Am Hartboden 48  
AT-8101 Gratkorn

Tel.: +43 3124 29064  
Mail: [office@turf.at](mailto:office@turf.at)

**EST. '93**


**GOLFCO INTERNATIONAL  
COMPETITION ROLLERS™ 2023**

# **Table of Contents**

Photos: Single Body Polyurethane and Heavy Duty Steel Competition Rollers™	page 3
Photos: Twin and Multi-Body Competition Rollers™	page 4
Reel Overlap Shadowing Solution	page 5
Summary of Roller Lines and Options	page 6
Summary of Special Features	page 7
Competition Roller™ for:	
<b>Jacobsen</b>	
* Greens Mowers	page 8
* Surrounds Mowers and Fairway Mowers	page 8
* Fairway and Rotary Deck Mowers	page 9
<b>John Deere</b>	
* Greens Mowers	page 10
* Surrounds Mowers and Fairway Mowers	page 10-11
* Rotary Deck Mowers	page 11
<b>Toro</b>	
* Greens Mowers	page 12-13
* Light Fairway and Surrounds Mowers	page 13-14
* Rotary Deck and Fairway Mowers	page 14
<b>Ransomes</b>	
* Greens, Surrounds, Fairway & Rough Mowers	page 15
<b>Tru-Turf * SISIS * Dennis * Shibaura * Hustler * Baroness</b>	page 16
<b>Ventrac * National * Bunton * Kesmac</b>	page 17
Upgrade Options, Overhaul Kits, Shafts, Water Pump Bearings	page 18
Roller Rebuild Instructions	page 19

**GOLFCO INTERNATIONAL  
COMPETITION ROLLERS™ 2023**


**Yellow Polyurethane cast over Heavy Duty Steel Rollers**



2" dia. Grooved polyurethane & steel (.67" centers) Part # ends in 2CGH US Patent #5394681

2.5" dia. Grooved polyurethane & steel (1" centers) Part # ends in 25CG US Patent #5394681

3" dia. Grooved polyurethane & steel (1" centers) Part # ends in 3CG US Patent #5394681



3" dia. Grooved polyurethane & steel (1" centers) with smooth ends Part # ends in 3CG.22C US Patent #5394681

2" dia. Smooth polyurethane & steel Part # ends in 2C

2.5" dia. Smooth polyurethane & steel Part # ends in 25C


3" dia. Smooth polyurethane & steel Part # ends in 3C

3.5" dia. Smooth polyurethane & steel Part # ends in 3.5C



5" dia. Smooth polyurethane & steel Part # ends in 5C and Grooved polyurethane & steel Part # ends in 5CG

**Heavy Duty Steel Rollers**



2" dia. Smooth steel heavy duty 1/4" wall tubing. Part # ends in 2S

2.5" dia. Smooth steel heavy duty tubing. Part # ends in 25S

3" dia. Smooth steel heavy duty tubing. Part # ends in 3S

4" dia. Smooth steel heavy duty tubing. Part # ends in 4S



2" & 3" dia. Competition Roller™ Cutaway body and Overhaul Kits

# GOLFCO INTERNATIONAL COMPETITION ROLLERS™ 2023

## Divided Twin Body Rollers


Twin body rollers minimize striping and shadow lines. On rotary decks they allow for improved air flow, more efficient cutting, better clippings discharge and more consistent after-cut appearance. All bodies spin independently.




3" dia. Smooth polyurethane & steel with 2 twin bodies Part # ends in 3Ct



3" dia. Grooved polyurethane & steel with 2 twin bodies Part # ends in 3CGt



5" dia. Smooth polyurethane & steel with 2 twin bodies Part # ends in 5Ct



5" dia. Grooved polyurethane & steel with 2 twin bodies Part # ends in 5CGt

## Multi-Body Rollers

Multi-body rollers with independent spinning grooved or smooth sections minimize skidding and damage to turf during turns and through undulations and contours. Significant advantage in roughs, fairways, approaches, surrounds and greens.

Multi-body rollers are available in 2", 2.5" & 3" smooth polyurethane or steel designs and 2.5" and 3" grooved polyurethane designs. The number of bodies can often be customized to fit your application and your requirements to enhance after-cut appearance.



2" dia. 6 Section smooth polyurethane & steel with outboard bodies. Part # ends in 2C4+2C



2" dia. 4 Section Smooth polyurethane & steel Part # ends in 2C4



2.5" dia. 4 Section Smooth polyurethane & steel Part # ends in 25C4



2.5" dia. 4 Section Smooth steel heavy duty tubing. Part # ends in 25S4



3" dia. 4 Section Smooth polyurethane & steel Part # ends in 3C4



2.5" dia. 4 Section Grooved polyurethane & steel (1" crest centers) Part # ends in 25CG4



3" dia. 4 Section Grooved polyurethane & steel (1" crest centers) Part # ends in 3CG4



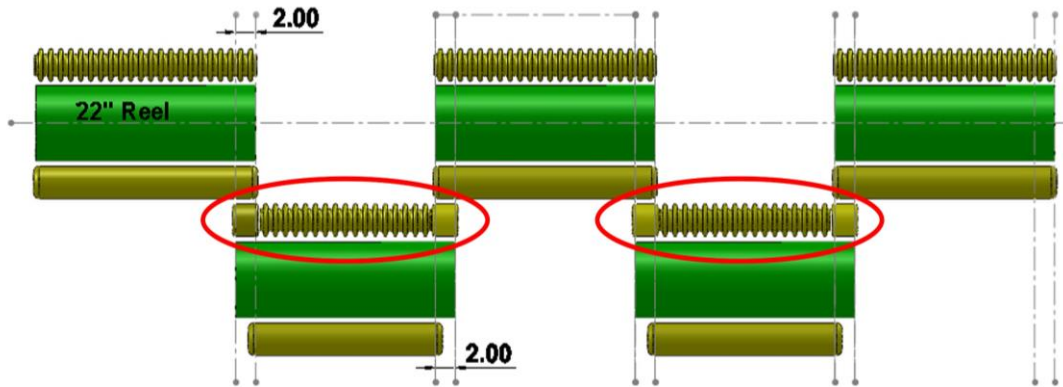
3" dia. 5 Section Grooved polyurethane & steel (1" crest centers) Part # ends in 3CG5



## GOLFCO INTERNATIONAL COMPETITION ROLLERS™ 2023

PROBLEM: REEL OVERLAP SHADOWING

SOLUTION: GOLFCO 3 SECTION MIXED SURFACE ROLLER



Multi-head mowers are designed with overlap positioning of the forward and rear reels causing double cutting of the turf that is typically visible as 2"-3" wide shadowing pathways or lines.

**Golfer has developed an effective solution to this "double cut" shadowing as follows:**


- \* We created a special front roller assembly for the rear mower heads. This roller assembly has three design sections on the body as follows: a grooved roller center section combined with short width smooth surface sections on each end. The smooth roller sections are aligned with the overlap of the forward and rear reels and function to lay down the grass just prior to the cut of the rear reel. This significantly minimizes the cut from the rear reel at the overlap end position, thereby eliminating or greatly reducing the shadowing lines inherent in the "double cut".

The multi-section roller aids in diminishing scuffing or sliding of the roller during turns. We have made this roller using our popular ultra tough polyurethane cast over a heavy duty steel roller base and our Competition Roller sealed bearing assembly for optimal life and utility.

We recommend use of our special multi-section front roller assembly in combination with our shortened rear roller. For optimal benefit, use our Competition polyurethane rollers on the forward mower heads. These roller assemblies are available to fit any fairway mower in complete sets or as individual rollers.

This product was initially tested at PGA National Golf Resort, Florida (home of the Honda Classic), in conjunction with the professional care of John Patterson using John Deere 8700D fairway mowers.

\*These special roller combinations are available for all brands and models of fairway rollers.\*



# GOLFCO INTERNATIONAL COMPETITION ROLLERS™ 2023

## ROLLER LINES and OPTIONS:

Golferco makes rollers as significant upgrades to golf course reel and rotary deck mowers as follows:

Toro, Jacobsen, John Deere, Shibaura, Hustler, Ventrac (as listed here)  
Ransomes, National, Bunton, Kesmac, Progressive Turf, Steiner, Brouwer, Baroness & more (call for details)  
**Also offering smoothing rollers for True-Turf golf greens rollers - Amazing Pricing Available.**

We can make almost any roller including rollers for aeration equipment. Many other diameters and models available

### Competition Rollers™ (Full length shafts and sealed bearings)

**\*ORIGINAL\* -Roller of choice for discerning professionals**

- \* Golferco has been making heavy duty, precision rollers exclusively for the golf & turf industry for 22 years. Our Competition Rollers™ were designed to accommodate almost any option of diameter, length and body style for any reel type and rotary deck mower used by golf courses and other discerning turf care professionals.
  - \* All of our Competition Rollers™ are made of heavy duty, precision steel tubing. We also produce polyurethane rollers. Polyurethane cast and bonded to steel provides exceptional high performance benefits unmatched by other materials. Polyurethane is a highly engineered elastomer similar to rubber but with far superior physical characteristics. Our cast polyurethane Competition Rollers™ provide exceptional wearability with abrasion resistance, toughness and shock absorbency unmatched by other material choices. Your mowers will also benefit from the cushioning effect of polyurethane in rough, abusive environments.
  - \* Polyurethane is exceptional at resisting debris buildup. It has no surface micro-pores (unlike metals). It resists absorption and adsorption of liquids and solids. Further, by resisting adherence of contaminants, our polyurethane rollers reduce the likelihood of contributing to transportation or transmigration of harmful microorganisms and diseases.
  - \* Polyurethane is resistant to extremes in temperature. It will not get hot to the touch in sunny applications like metal and therefore will not sear or stress your turf. Also, it reflects cold and is resistant to frost.
  - \* Competition Rollers™ incorporate a unique bearing, seal and shaft design that can be used in any application. All Competition Rollers™ utilize full length shafts and a bearing retainer system that is precise and reliable.
  - \* No regreasing required - the sealed single row ball bearings allow for ease of maintenance. The bearings are filled with a superior quality "EP" (extreme pressure) grease. We have added proprietary, unique additional seals for enhanced protection against the elements and for retaining grease within the housing to prevent leakage. A sealed bearing configuration that actually holds up to the toughest applications.
  - \* Each roller is rebuildable quickly and affordably - the proven success of Golferco's sealed bearing design is taken to the next level.
  - \* Stainless steel bearings are available as an upgrade upon request.
  - \* An optional flush-mount grease fitting can be added that is fully protected against breakage within our proprietary exterior seal. This unique option allows for regreasing of the bearings at discretionary, customized intervals. Since the bearings remain sealed, you can regrease as often or little as you desire.
  - \* Our patented grooved rollers have soft large radius corners to protect the turf and provide steerability. No solid debris will ever lodge between the grooves of our polyurethane rollers. (US Patent 5394681)
- \*\*\* **New sectional rollers with multiple independent roller bodies on a single shaft now available.**  
**An advantage for tight turn conditions or to avoid skid marks on cleanup pass with greens mowers.**

### Competition2 Rollers™ (with full length shafts and larger double row bearings)

**\*NEW OPTION\* -If you have the toughest application on the planet**

Golferco offers a significant enhancement to our proven line of Competition Rollers™.

Competition2 Rollers™ are upgraded to stainless steel double row sealed ball bearings.

- these heavy duty bearings have significantly higher load bearing capacity
- double row bearing sets have more than twice the lateral thrust capacity of tapered roller bearings
- these bearings have up to 2X the mass of the ones that we used successfully for over 20 years
- double row ball bearings require no adjustments or preloading - no nuts or threaded shafts

(Please call to inquire about these Competition2 Rollers™ available for many applications)

(Competition2 Rollers™ have a "2" in front of the part #)

### Pro Roller™ line (Enhanced Golferco designs with water pump style bearings)

Precision machined rollers with simple replaceable water pump style bearings (with integral shafts). Most Pro rollers are machined grooved or smooth from one piece solid steel or aluminum bar. All light steel tubing roller bodies and bearing hubs are TIG welded full circumference to last longer.

### Standard Roller™ line (Comparable to OEM style)

Golferco offers certain roller options that are visually similar to OEM style rollers. These rollers are produced and assembled to high precision standards. They are priced at or below any other manufacturers' comparable roller part.

ALL GOLFCO ROLLERS ARE MADE IN THE USA BY OUR OWN SKILLED MACHINISTS & TECHNICIANS

**GOLFCO INTERNATIONAL  
COMPETITION ROLLERS™ 2023**

## **SUMMARY OF SPECIAL FEATURES**

**Advanced design for bearings, seals and retainers:**

Customized sealed ball bearings.  
Bearings are completely filled with highest quality extreme pressure (EP rated) grease.  
Paired with special external seals for maximum life.  
Stainless bearings available for extreme environmental conditions.  
Special flush mount grease fittings are available (if you prefer to re-grease the bearings).  
Adding grease fitting does not require frequent regreasing. Once or twice a year is typical.

**Competition Rollers are heavy-duty, thick wall precision steel rollers:**

All polyurethane covered rollers are made with 1.75" OD, thick wall, precision DOM steel tubing.  
Machining tolerances are within .0002" for all bearing surfaces and features.  
All production processes are supervised by skilled managers with over 60 years of experience.  
Inspection of all components occurs four times prior to shipping.  
High precision ensures lasting quality of all components and ease of rebuilding.  
Full length shafts (increases integrity of the roller with less stress on body and bearings).

**Polyurethane body material with features as follows:**

Extreme performance elastomer that continues to cure and increase physical properties for years.  
Precision cast (not a thin spray-on coating) over a heavy duty steel roller body.  
Extremely wear and abrasion resistant (very tough).  
Will far outlast any metallic material in abrasive conditions.  
Completely impact resistant and dent proof.  
100% memory rebound and returns to its original shape.  
Highly shock absorbing thereby diminishing damage to mower from rough terrain.  
Minimizes shake and shudder from the motor...reducing wear on joints and components.  
Reduces fatigue and physical wear on mower operators.  
Will not shred or fray like plastic materials.  
Will not absorb liquids, swell, expand or shrink.  
Will not damage concrete or asphalt paths or curbs from contact.  
Silent running on all surfaces.

**Polyurethane minimizes debris collection and buildup:**

Is a "live" material that limits debris from clinging to the surface in dynamic rolling.  
No micro-pore surface structure for adsorption of liquids.  
Diminishes transmigration of harmful elements such as disease or fungus.

**Polyurethane minimizes turf stress form thermal transfer:**

Absorption of heat or cold in roller is minimal.  
No turf stress from heat or cold transmission by roller contact.  
Minimizes potential for frost buildup.

**Grooved design features no parallel sides within the groove channels:**

Eliminates hard debris from lodging in the grooves.  
Provides more consistent, finer after-cut appearance.

**Grooved design has large soft radius groove crests and no corners for gentle turf contact:**

Minimizes surface area contact and ensures less compaction of the turf.  
Rollers ride closer to the soil and prevent floating of mower head.  
Ensures more consistent after-cut appearance.  
Provides easier steering and turning of the mower.  
Non-aggressive and less stressful on turf.  
Allows for more grass to be cut on initial pass - saving time.

**for Jacobsen mowers**

**Roller  
Assemblies**

**roller  
retail**

**replacement shaft  
retail**

US PATENT #5394681

for Jacobsen mowers		Roller Assemblies	roller retail	replacement shaft retail	US PATENT #5394681
<b>Jacobsen ALL 22" GREENSKING, GM, E-Plex, G-Plex, GP400 &amp; ECLIPSE 122 &amp; 322 MOWERS - FRONT ROLLER</b>					
4 bodies	2" smooth Urethane over steel tubing (4 x 5.55" wide bodies)	8.5 lb J2522A2C4	4 independent roller bodies @22.3" oal on a shaft	SHA2522AJN4	
4 bodies	2" smooth steel extra duty tubing (4 x 5.55" wide bodies)	12 lb J2522A2S4	4 independent roller bodies @22.3" oal on a shaft	SHA2522AJN4	
6 bodies	2" smooth Urethane over steel tubing (4 inner+2 outboard bodies)	13 lb J3122A2C4+2C	6 independent roller bodies @22.3" oal on a shaft	SHA3122AJN4+2	
4 bodies	2.5" grooved Urethane over steel tubing (4 x 5.55" wide bodies)	10.5 lb J2522A25CG4	4 independent roller bodies @22.3" oal on a shaft	SHA2522AJN4	68673 (2.25" dia)
4 bodies	2.5" smooth Urethane over steel tubing (4 x 5.55" wide bodies)	9 lb J2522A25C4	4 independent roller bodies @22.3" oal on a shaft	SHA2522AJN4	
4 bodies	2.5" smooth steel extra duty tubing (4 x 5.55" wide bodies)	12 lb J2522A25S4	4 independent roller bodies @22.3" oal on a shaft	SHA2522AJN4	
6 bodies	2.5" grooved Urethane over steel tubing (4 inner+2 outboard bodies)	14 lb J3122A25CG4+2C	6 independent roller bodies @22.3" oal on a shaft	SHA3122AJN4+2	
6 bodies	2.5" smooth Urethane over steel tubing (4 inner+2 outboard bodies)	14 lb J3122A25C4+2C	6 independent roller bodies @22.3" oal on a shaft	SHA3122AJN4+2	
	2" grooved Urethane cast over heavy duty steel tubing	7.5 lb J2522A2CGH	22.45" body, 25.87" shaft	SHA2522AJ	68527
	2" smooth Urethane cast over heavy duty steel tubing	8 lb J2522A2C	22.45" body, 25.87" shaft	SHA2522AJ	68641
	2" smooth Steel extra heavy duty tubing (1/4" wall)	11.5 lb J2522A2S	22.25" body, 25.87" shaft	SHA2522AJ	68641
	2" smooth Steel light tubing (full shaft)	5.5 lb J2522A2L	22.25" body, 25.87" shaft	SHA2522AJ	1004991, 68530
	2.5" grooved Urethane cast over heavy duty steel tubing	9 lb J2522A25CG	22.45" body, 25.87" shaft	SHA2522AJ	
	2.5" smooth Urethane cast over heavy duty steel tubing	9.5 lb J2522A25C	22.45" body, 25.87" shaft	SHA2522AJ	
	2.5" smooth Steel heavy duty tubing (1/8" wall)	10 lb J2522A2S	22.25" body, 25.87" shaft	SHA2522AJ	
<b>Jacobsen ALL 22" GREENSKING, GM, E-Plex, G-Plex, GP400 &amp; ECLIPSE 122 &amp; 322 MOWERS - BACK ROLLER</b>					
4 bodies	2" smooth Urethane over steel tubing (4 x 5.55" wide bodies)	8.5 lb J2422S2C4	3/8"-24 taps in shaft ends	SHA2422SJN4	
4 bodies	2" smooth steel extra duty tubing (4 x 5.55" wide bodies)	12 lb J2422S2S4	3/8"-24 taps in shaft ends	SHA2422SJN4	
4 bodies	2" smooth Urethane over steel tubing (4 x 5.55" wide bodies)	8.5 lb J2422G2C4	7/16"-20 taps in shaft ends	SHA2422GJN4	
4 bodies	2" smooth steel extra duty tubing (4 x 5.55" wide bodies)	12 lb J2422G2S4	7/16"-20 taps in shaft ends	SHA2422GJN4	
	2" grooved Urethane cast over heavy duty steel tubing	7.5 lb J2422S2CGH	3/8"-24 taps in shaft ends	SHA2422SJ	
	2" smooth Urethane cast over heavy duty steel tubing	8 lb J2422S2C	3/8"-24 taps in shaft ends	SHA2422SJ	
	2" smooth Steel extra heavy duty tubing (1/4" wall)	11.5 lb J2422S2S	3/8"-24 taps in shaft ends	SHA2422SJ	1000770
	2" smooth Steel light tubing (full shaft)	5.5 lb J2422S2L	3/8"-24 taps in shaft ends	SHA2422SJ	1004990
	2" grooved Urethane cast over heavy duty steel tubing	7.5 lb J2422G2CGH	7/16"-20 taps in shaft ends	SHA2422GJ	
	2" smooth Urethane cast over heavy duty steel tubing	8 lb J2422G2C	7/16"-20 taps in shaft ends	SHA2422GJ	
	2" smooth Steel extra heavy duty tubing (1/4" wall)	11.5 lb J2422G2S	7/16"-20 taps in shaft ends	SHA2422GJ	
	2" smooth Steel light tubing (full shaft)	5.5 lb J2422G2L	7/16"-20 taps in shaft ends	SHA2422GJ	
<b>Jacobsen TC-22 GREENSMOWERS - FRONT ROLLER</b>					
4 bodies	2" smooth Urethane over steel tubing (4 x 5.55" wide bodies)	8.5 lb J2522J2C4	4 independent roller bodies @22.3" oal on a shaft	SHA2422JJN4	
4 bodies	2" smooth steel extra duty tubing (4 x 5.55" wide bodies)	12 lb J2522J2S4	4 independent roller bodies @22.3" oal on a shaft	SHA2422JJN4	
	2" grooved Urethane cast over heavy duty steel tubing	7.5 lb J2522J2CGH	22.45" body, 25.87" shaft	SHA2422JJ	
	2" smooth Urethane cast over heavy duty steel tubing	8 lb J2522J2C	22.45" body, 25.87" shaft	SHA2422JJ	
	2" smooth Steel extra heavy duty tubing (1/4" wall)	11.5 lb J2522J2S	22.25" body, 25.87" shaft	SHA2422JJ	
	2" smooth Steel light tubing (full shaft)	5.5 lb J2522J2L	22.25" body, 25.87" shaft	SHA2422JJ	
<b>Jacobsen TC-22 GREENSMOWERS - BACK ROLLER</b>					
	2" smooth Urethane cast over heavy duty steel tubing	8 lb J2522V2C	22.45" body, 25.87" shaft	SHA2522VJ	
	2" smooth Steel extra heavy duty tubing (1/4" wall)	11.5 lb J2522V2S	22.25" body, 25.87" shaft	SHA2522VJ	
	2" smooth Steel light tubing (full shaft)	5.5 lb J2522V2L	22.25" body, 25.87" shaft	SHA2522VJ	
<b>Jacobsen ALL 18" GREENSMOWERS (Eclipse 118, GK 418 &amp; GK 518) - FRONT &amp; BACK ROLLERS without taps in shaft ends</b>					
4 bodies	2" smooth Urethane over steel tubing (4 x 4.75" wide bodies)	8.5 lb J2119A2C4	4 independent roller bodies on a shaft	SHA2119AJN4	
4 bodies	2" smooth steel extra duty tubing (4 x 4.75" wide bodies)	12 lb J2119A2S4	4 independent roller bodies on a shaft	SHA2119AJN4	
6 bodies	2" smooth Urethane over steel tubing (4 inner+2 outboard bodies)	12 lb J2719A2C4+2C	6 independent roller bodies on a shaft	SHA2719ADN4+2	
	2" grooved Urethane cast over heavy duty steel tubing	6.5 lb J2119A2CGH	19.45" body & no tap in shaft ends	SHA2119AJ	68616, 63318
	2" smooth Urethane cast over heavy duty steel tubing	7.5 lb J2119A2C	19.45" body & no tap in shaft ends	SHA2119AJ	68626, 4108920, 4175221
	2" smooth Steel extra heavy duty tubing (1/4" wall)	10.5 lb J2119A2S	19.25" body & no tap in shaft ends	SHA2119AJ	68626, 4108920, 4175221
	2" smooth Steel light tubing (full shaft)	4.5 lb J2119A2L	19.25" body & no tap in shaft ends	SHA2119AJ	4108920, 4175221
<b>Jacobsen 18" Eclipse2 118F GREENSMOWERS - FRONT &amp; BACK ROLLERS with taps in shaft ends</b>					
	2" grooved Urethane cast over heavy duty steel tubing	6.5 lb J2119S2CGH	19.45" body & 3/8"-24 taps in shaft ends	SHA2119SJ	
	2" smooth Urethane cast over heavy duty steel tubing	7.5 lb J2119S2C	19.45" body & 3/8"-24 taps in shaft ends	SHA2119SJ	4175221 body + 4175220 shaft
	2" smooth Steel extra heavy duty tubing (1/4" wall)	10.5 lb J2119S2S	19.25" body & 3/8"-24 taps in shaft ends	SHA2119SJ	4175221 body + 4175220 shaft
	2" smooth Steel light tubing (full shaft)	4.5 lb J2119S2L	19.25" body & 3/8"-24 taps in shaft ends	SHA2119SJ	4175221 body + 4175220 shaft
<b>Jacobsen ALL 26" GREENSMOWERS (Eclipse 126, GK 426 &amp; GK 526) - FRONT &amp; BACK ROLLERS</b>					
4 bodies	2" grooved Urethane over steel tubing (4 x 6.5" wide bodies)	10 lb J2926A25CG4	4 independent roller bodies on a shaft	SHA2926AJN4	
4 bodies	2.5" smooth Urethane over steel tubing (4 x 6.5" wide bodies)	13 lb J2926A25C4	4 independent roller bodies on a shaft	SHA2926AJN4	
6 bodies	2.5" grooved Urethane over steel tubing (4 inner+2 outboard bodies)	10 lb J3526A25CG4+2C	4 independent roller bodies on a 29.75" shaft	SHA3526AJN4+2	
6 bodies	2.5" smooth Urethane over steel tubing (4 inner+2 outboard bodies)	13 lb J3526A25C4+2C	4 independent roller bodies on a 29.75" shaft	SHA3526AJN4+2	
	2" smooth Urethane cast over heavy duty steel tubing	9 lb J2926A2C	26.45" body	SHA2926AJ	
	2" smooth Steel extra heavy duty tubing (1/4" wall)	12.5 lb J2926A2S	26.25" body	SHA2926AJ	68627
	2" smooth Steel light tubing (full shaft)	7 lb J2926A2L	26.25" body	SHA2926AJ	68627
	2.5" grooved Urethane cast over heavy duty steel tubing	9 lb J2926A25CG	26.45" body	SHA2926AJ	68617, 68628
	2.5" smooth Urethane cast over heavy duty steel tubing	11 lb J2926A25C	26.45" body	SHA2926AJ	
	2.5" smooth Steel heavy duty tubing (1/8" wall)	11 lb J2926A25S	26.25" body	SHA2926AJ	68627
<b>Jacobsen 26" LF3810 &amp; TRIKING 1471 &amp; 1671 - FRONT &amp; BACK ROLLERS (Sectional rollers with 4 bodies also available)</b>					
	2.5" grooved Urethane cast over heavy duty steel tubing	9.5 lb J2826A25CG	26.45" body	SHA2826AJ	
	2.5" smooth Urethane cast over heavy duty steel tubing	11 lb J2826A25C	26.45" body	SHA2826AJ	132639
	2.5" smooth Steel heavy duty tubing (1/8" wall)	11 lb J2826A25S	26.25" body	SHA2826AJ	132639
	3" grooved Urethane cast over heavy duty steel tubing	13 lb J2826A3CG	26.45" body	SHA2826AJ	68617/28, 123266, JMAB422
	3" smooth Urethane cast over heavy duty steel tubing	13.5 lb J2826A3C	26.45" body	SHA2826AJ	68627
	3" smooth Steel heavy duty tubing (1/8" wall)	13.5 lb J2826A3S	26.25" body	SHA2826AJ	68627
<b>Jacobsen 26" TR-3 - FRONT &amp; BACK ROLLERS (Sectional rollers with 4 bodies also available)</b>					
	2.5" grooved Urethane cast over heavy duty steel tubing	9.5 lb J3126X25CG	26.45" body	SHA3126XJ	LMAC078
	2.5" smooth Urethane cast over heavy duty steel tubing	11 lb J3126X25C	26.45" body	SHA3126XJ	LMAC075
	2.5" smooth Steel heavy duty tubing (1/8" wall)	11 lb J3126X25S	26.25" body	SHA3126XJ	LMAC075
	3" grooved Urethane cast over heavy duty steel tubing	13 lb J3126X3CG	26.45" body	SHA3126XJ	LMAC078
	3" smooth Urethane cast over heavy duty steel tubing	13.5 lb J3126X3C	26.45" body	SHA3126XJ	LMAC075
	3" smooth Steel heavy duty tubing (1/8" wall)	13.5 lb J3126X3S	26.25" body	SHA3126XJ	LMAC075
<b>Jacobsen 30" TRIKING 1684D &amp; 1900D - FRONT &amp; BACK ROLLERS</b>					
	2.5" grooved Urethane cast over heavy duty steel tubing	9 lb J3229A25CG	29.45" body	SHA3229AJ	
	2.5" smooth Urethane cast over heavy duty steel tubing	12 lb J3229A25C	29.45" body	SHA3229AJ	132640
	2.5" smooth Steel heavy duty tubing (1/8" wall)	12 lb J3229A25S	29.25" body	SHA3229AJ	132640
	3" grooved Urethane cast over heavy duty steel tubing	12.4 lb J3229A3CG	29.45" body	SHA3229AJ	67729 (set of 3)
	3" smooth Urethane cast over heavy duty steel tubing	15 lb J3229A3C	29.45" body	SHA3229AJ	
	3" smooth Steel heavy duty tubing (1/8" wall)	15 lb J3229A3S	29.25" body	SHA3229AJ	
<b>Jacobsen 18" LIGHT FAIRWAY LF530 &amp; SLF4880 - FRONT ROLLER (Sectional rollers with 4 bodies also available)</b>					
	3" grooved Urethane cast over heavy duty steel tubing	9 lb J2119A3CG	19.45" body	SHA2119AJ	67925
	3" smooth Urethane cast over heavy duty steel tubing	10.5 lb J2119A3C	19.45" body	SHA2119AJ	
	3" smooth Steel heavy duty tubing (1/8" wall)	11 lb J2119A3S	19.25" body	SHA2119AJ	
<b>To diminish instances of shadowing lines due to overlap of reels</b>					
	3 section 3" grooved Urethane with 2" wide smooth ends	8.5 lb J2119A3CG.22C	call for proper application specifics	SHA2119AJ	
	2" smooth Urethane cast over heavy duty steel tubing	6.5 lb J2016G2C	front roller for rear mower heads-use with J2016G2C	SHA2016GJ	
			back roller for rear mower heads-use with J2119A3CG.22C	SHA2016GJ	



<b>Jacobsen 18" LIGHT FAIRWAY LF530 &amp; SLF1880 - BACK ROLLER (with 7/16-20 tap)</b>				
2" smooth Urethane cast over heavy duty steel tubing	6.5 lb J2016G2C	16.45" body & 7/16"-20 taps in shaft ends	SHA2016GJ	68674, 4115860 (2.375"x15.5")
2" smooth Steel extra heavy duty tubing (1/4" wall)	8.5 lb J2016G2S	16.25" body & 7/16"-20 taps in shaft ends	SHA2016GJ	68674, 4115860 (2.375"x15.5")
2" smooth Steel light tubing (full shaft)	4.5 lb J2016G2L	16.25" body & 7/16"-20 taps in shaft ends	SHA2016GJ	68674, 4115860 (2.375"x15.5")
2" smooth Urethane cast over heavy duty steel tubing	11 lb J2019S2C	19.45" body & 3/8"-24 taps in shaft ends	SHA2019SJ	4135083
2" smooth Steel heavy duty tubing (1/8" wall)	11 lb J2019S2S	19.25" body & 3/8"-24 taps in shaft ends	SHA2019SJ	4135083
2.5" smooth Urethane cast over heavy duty steel tubing	11 lb J2019S25C	19.45" body & 3/8"-24 taps in shaft ends	SHA2019SJ	4135083
2.5" smooth Steel heavy duty tubing (1/8" wall)	11 lb J2019S25S	19.25" body & 3/8"-24 taps in shaft ends	SHA2019SJ	4135083
<b>Jacobsen 22" LIGHT FAIRWAY- FRONT ROLLER (ALL LF models except 26" 2500, 3050 &amp; 3810) (Sectional rollers with 4 bodies also available)</b>				
3" grooved Urethane cast over heavy duty steel tubing	9.4 lb J2522A3CG	22.45" body, 25.87" shaft	SHA2522AJ	123268
3" smooth Urethane cast over heavy duty steel tubing	12 lb J2522A3C	22.45" body, 25.87" shaft	SHA2522AJ	
3" smooth Steel heavy duty tubing (1/8" wall)	11.5 lb J2522A3S	22.25" body, 25.87" shaft	SHA2522AJ	
<b>To diminish instances of shadowing lines due to overlap of reels</b>		<b>call for proper application specifics</b>		
3 section 3" grooved Urethane with 2" wide smooth ends	9.5 lb J2522A3CG.22C	front roller for rear mower heads-use with J2419S2C	SHA2522AJ	
2" smooth Urethane cast over heavy duty steel tubing	7 lb J2419S2C	back roller for rear mower heads-use with J2522A3CG.22C	SHA2419SJ	
<b>Jacobsen 22" LIGHT FAIRWAY- BACK ROLLER (All LF models except 26" 2500, 3050 &amp; 3810) (Sectional rollers with 4 bodies also available)</b>				
4 bodies 2" smooth Urethane over steel tubing (4 x 5.55" wide bodies)	8.5 lb J2422S2C4	22.3" body & 3/8"-24 taps in shaft ends	SHA2422SJN4	
4 bodies 2" smooth steel extra duty tubing (4 x 5.55" wide bodies)	12 lb J2422S2S4	22.3" body & 3/8"-24 taps in shaft ends	SHA2422SJN4	
4 bodies 2" smooth Urethane over steel tubing (4 x 5.55" wide bodies)	8.5 lb J2422G2C4	22.3" body & 7/16"-20 taps in shaft ends	SHA2422GJN4	
4 bodies 2" smooth steel extra duty tubing (4 x 5.55" wide bodies)	12 lb J2422G2S4	22.3" body & 7/16"-20 taps in shaft ends	SHA2422GJN4	
2" grooved Urethane cast over heavy duty steel tubing	7.5 lb J2422S2CGH	22.45" body & 3/8"-24 taps in shaft ends	SHA2422SJ	
2" smooth Urethane cast over heavy duty steel tubing	8 lb J2422S2C	22.45" body & 3/8"-24 taps in shaft ends	SHA2422SJ	
2" smooth Steel extra heavy duty tubing (1/4" wall)	11.5 lb J2422S2S	22.25" body & 3/8"-24 taps in shaft ends	SHA2422SJ	1000770
2" smooth Steel light tubing (full shaft)	5.5 lb J2422S2L	22.25" body & 3/8"-24 taps in shaft ends	SHA2422SJ	1004990
2.5" grooved Urethane cast over heavy duty steel tubing	8.5 lb J2421S25CG	21.45" body & 3/8"-24 taps in shaft ends	SHA2421SJ	
2.5" smooth Urethane cast over heavy duty steel tubing	8.8 lb J2421S25C	21.45" body & 3/8"-24 taps in shaft ends	SHA2421SJ	5003687, 1003728, 1002446, 100105
2.5" smooth Steel extra heavy duty tubing (1/4" wall)	9.5 lb J2421S25S	21.25" body & 3/8"-24 taps in shaft ends	SHA2421SJ	5003687, 1003728, 1002446, 100105
2" grooved Urethane cast over heavy duty steel tubing	7.5 lb J2422G2CGH	22.45" body & 7/16"-20 taps in shaft ends	SHA2422GJ	
2" smooth Urethane cast over heavy duty steel tubing	8 lb J2422G2C	22.45" body & 7/16"-20 taps in shaft ends	SHA2422GJ	
2" smooth Steel extra heavy duty tubing (1/4" wall)	11.5 lb J2422G2S	22.25" body & 7/16"-20 taps in shaft ends	SHA2422GJ	1000770
2" smooth Steel light tubing (full shaft)	5.5 lb J2422G2L	22.25" body & 7/16"-20 taps in shaft ends	SHA2422GJ	1004990
2.5" grooved Urethane cast over heavy duty steel tubing	8.5 lb J2421G25CG	21.45" body & 7/16"-20 taps in shaft ends	SHA2421GJ	
2.5" smooth Urethane cast over heavy duty steel tubing	8.8 lb J2421G25C	21.45" body & 7/16"-20 taps in shaft ends	SHA2421GJ	5003687, 1003728, 1002446, 100105
2.5" smooth Steel extra heavy duty tubing (1/4" wall)	9.5 lb J2421G25S	21.25" body & 7/16"-20 taps in shaft ends	SHA2421GJ	5003687, 1003728, 1002446, 100105
2" grooved Urethane cast over heavy duty steel tubing	6.5 lb J2419S2CGH	19.45" body & 3/8"-24 taps in shaft ends	SHA2419SJ	
2" smooth Urethane cast over heavy duty steel tubing	7 lb J2419S2C	19.45" body & 3/8"-24 taps in shaft ends	SHA2419SJ	
2" smooth Steel extra heavy duty tubing (1/4" wall)	10.5 lb J2419S2S	19.25" body & 3/8"-24 taps in shaft ends	SHA2419SJ	
<b>Jacobsen 26" LIGHT FAIRWAY LF2500 &amp; 3050 - FRONT &amp; BACK ROLLERS (Sectional rollers with 4 bodies also available)</b>				
3" grooved Urethane cast over heavy duty steel tubing	13 lb J3026X3CG	26.45" body & 1/2" dia. shaft ends	SHA3026XJ	
3" smooth Urethane cast over heavy duty steel tubing	13.5 lb J3026X3C	26.45" body & 1/2" dia. shaft ends	SHA3026XJ	
3" smooth Steel heavy duty tubing (1/8" wall)	13.5 lb J3026X3S	26.25" body & 1/2" dia. shaft ends	SHA3026XJ	
<b>Jacobsen 30" ST5111, FAIRWAY, GANG, HF5 &amp; HF15 - FRONT &amp; BACK ROLLERS</b>				
3" grooved Urethane cast over heavy duty steel tubing	12.4 lb J3329A3CG	29.45" body	SHA3329AJ	
3" smooth Urethane cast over heavy duty steel tubing	15 lb J3329A3C	29.45" body	SHA3329AJ	132506, 113897, 700500
3" smooth Steel heavy duty tubing (1/8" wall)	15 lb J3329A3S	29.25" body	SHA3329AJ	132506, 113897, 700500
<b>Jacobsen ROTARY AR-522 &amp; AR-722 26" DECK - FRONT ROLLER</b>				
5" grooved Urethane over steel tubing (4" wide body)	10 lb J0404G5CG2	2 large machined grooves in roller body	SHA0404GJ	
5" smooth Urethane over steel tubing (4" wide body)	11 lb J0404G5C		SHA0404GJ	
<b>Jacobsen ROTARY AR-522, AR-722, &amp; AR-5 26" DECK - BACK ROLLER (must confirm shaft configuration on ends)</b>				
4 bodies 3" grooved Urethane over steel tubing (4 x 6.5" wide bodies)	12.5 lb J2926R3CG4	non-stripping, for tight turns & ground undulations	SHA2926RJN4	non-stripping, improved air flow
4 bodies 3" smooth Urethane over steel tubing (4 x 6.5" wide bodies)	13.5 lb J2926R3C4	non-stripping, for tight turns & ground undulations	SHA2926RJN4	non-stripping, improved air flow
2 bodies 3" grooved Urethane over steel tubing (2 x 5.2" wide bodies)	5.8 lb J2905R3CGT	both shaft ends have large flat and pin hole	SHA2905RJN	non-stripping, improved air flow
2 bodies 3" smooth Urethane over steel tubing (2 x 4" wide bodies)	6.2 lb J2904R3Ct	both shaft ends have large flat and pin hole	SHA2904RJN	non-stripping, improved air flow
2 bodies 3" smooth Steel heavy duty tubing (2 x 4" wide bodies)	8 lb J2904R3St	both shaft ends have large flat and pin hole	SHA2904RJN	non-stripping, improved air flow
3" grooved Urethane cast over heavy duty steel tubing	12.5 lb J2926R3CG	both shaft ends have large flat and pin hole	SHA2926RJ	non-stripping, improved air flow
3" smooth Urethane cast over heavy duty steel tubing	13.2 lb J2926R3C	both shaft ends have large flat and pin hole	SHA2926RJ	3"roller 4163121, shaft#4124015
3" smooth Steel heavy duty tubing (1/8" wall)	14 lb J2926R3S	both shaft ends have large flat and pin hole	SHA2926RJ	3"roller 4163121, shaft#4124015
3.5" smooth Urethane cast over heavy duty steel tubing	18 lb J2926R7C	both shaft ends have large flat and pin hole	SHA2926RJ	3"roller 4163121, shaft#4124015
4" smooth Urethane cast over heavy duty steel tubing	29 lb J2926R4C	both shaft ends have large flat and pin hole	SHA2926RJ	4"roller 4123031, 4151882
4" smooth Steel heavy duty tubing (1/8" wall)	27 lb J2926R4S	both shaft ends have large flat and pin hole	SHA2926RJ	4"roller 4123031, 4151882
4 bodies 3" grooved Urethane over steel tubing (4 x 6.5" wide bodies)	12.5 lb J2926Q3CG4	shaft-1 end with large flat & 1 round end	SHA2926QJN4	non-stripping shaft like 4284472
4 bodies 3" smooth Urethane over steel tubing (4 x 6.5" wide bodies)	13.5 lb J2926Q3C4	shaft-1 end with large flat & 1 round end	SHA2926QJN4	non-stripping shaft like 4284472
2 bodies 3" grooved Urethane over steel tubing (2 x 5.2" wide bodies)	5.8 lb J2905Q3CGT	shaft-1 end with large flat & 1 round end	SHA2905QJN	non-stripping shaft like 4284472
2 bodies 3" smooth Urethane over steel tubing (2 x 4" wide bodies)	5.8 lb J2904Q3Ct	shaft-1 end with large flat & 1 round end	SHA2904QJN	non-stripping shaft like 4284472
3" grooved Urethane cast over heavy duty steel tubing	12.5 lb J2926Q3CG	shaft-1 end with large flat & 1 round end	SHA2926QJ	non-stripping shaft like 4284472
3" smooth Urethane cast over heavy duty steel tubing	13.2 lb J2926Q3C	shaft-1 end with large flat & 1 round end	SHA2926QJ	model 068131 roller4284471
3" smooth Steel heavy duty tubing (1/8" wall)	14 lb J2926Q3S	shaft-1 end with large flat & 1 round end	SHA2926QJ	model 068131 roller4284471
<b>Jacobsen ROTARY AR-5 26" DECK - BACK ROLLER (must confirm shaft configuration on ends)</b>				
4 bodies 3" grooved Urethane over steel tubing (4 x 5.2" wide bodies)	12.5 lb J3026R3CG4	non-stripping, for tight turns & ground undulations	SHA3026RJN4	non-stripping, improved air flow
4 bodies 3" smooth Urethane over steel tubing (4 x 5.2" wide bodies)	13.5 lb J3026R3C4	non-stripping, for tight turns & ground undulations	SHA3026RJN4	non-stripping, improved air flow
2 bodies 3" grooved Urethane over steel tubing (2 x 5.2" wide bodies)	6.3 lb J3004D3CGt	specify configuration of shaft ends	SHA3005DJN	non-stripping, improved air flow
2 bodies 3" smooth Urethane over steel tubing (2 x 4" wide bodies)	6.3 lb J3004D3Ct	specify configuration of shaft ends	SHA3004DJN	non-stripping, improved air flow
2 bodies 3" smooth Steel heavy duty tubing (2 x 4" wide bodies)	8 lb J3004D3St	specify configuration of shaft ends	SHA3004DJN	non-stripping, improved air flow
3" grooved Urethane cast over heavy duty steel tubing	13 lb J3026D3CG	specify configuration of shaft ends	SHA3026DJ	non-stripping, improved air flow
3" smooth Urethane cast over heavy duty steel tubing	13.2 lb J3026D3C	specify configuration of shaft ends	SHA3026DJ	
3" smooth Steel heavy duty tubing (1/8" wall)	14 lb J3026D3S	specify configuration of shaft ends	SHA3026DJ	
3.5" smooth Urethane cast over heavy duty steel tubing	17 lb J3026D7C	specify configuration of shaft ends	SHA3026DJ	
4" smooth Urethane cast over heavy duty steel tubing	29 lb J2926R4C	both shaft ends have large flat and pin hole	SHA2926RJ	068080 4"roller4123031, 2198153
4" smooth Steel heavy duty tubing (1/8" wall)	27 lb J2926R4S	both shaft ends have large flat and pin hole	SHA2926RJ	068080 4"roller4123031, 2198153
<b>Jacobsen ROTARY AR-3 30" DECK - BACK ROLLER (must confirm shaft configuration on ends)</b>				
5 bodies 3" grooved Urethane over steel tubing (5 x 5.2" wide bodies)	13.5 lb J3429R3CG5	non-stripping, for tight turns & ground undulations	SHA3429RJN5	
5 bodies 3" smooth Urethane over steel tubing (5 x 5.2" wide bodies)	14 lb J3429R3C5	non-stripping, for tight turns & ground undulations	SHA3429RJN5	
2 bodies 3" grooved Urethane over steel tubing (2 x 5.2" wide bodies)	6.5 lb J3405R3CGT	both shaft ends have large flat and pin hole	SHA3405RJN	non-stripping, improved air flow
2 bodies 3" smooth Urethane over steel tubing (2 x 4" wide bodies)	6.5 lb J3404R3Ct	both shaft ends have large flat and pin hole	SHA3404RJN	non-stripping, improved air flow
2 bodies 3" smooth Steel heavy duty tubing (2 x 4" wide bodies)	8.5 lb J3404R3St	both shaft ends have large flat and pin hole	SHA3404RJN	non-stripping, improved air flow
3" grooved Urethane cast over heavy duty steel tubing	13.5 lb J3429R3CG	both shaft ends have large flat and pin hole	SHA3429RJ	non-stripping, improved air flow
3" smooth Urethane cast over heavy duty steel tubing	15 lb J3429R3C	both shaft ends have large flat and pin hole	SHA3429RJ	4163083, 4129612, 4163181
3" smooth Steel heavy duty tubing (1/8" wall)	15 lb J3429R3S	both shaft ends have large flat and pin hole	SHA3429RJ	4163083, 4129612, 4163181
3.5" smooth Urethane cast over heavy duty steel tubing	18 lb J3429R7C	both shaft ends have large flat and pin hole	SHA3429RJ	
4" smooth Urethane cast over heavy duty steel tubing	29 lb J3429R4C	both shaft ends have large flat and pin hole	SHA3429RJ	4153038
4" smooth Steel heavy duty tubing (1/8" wall)	29 lb J3429R4S	both shaft ends have large flat and pin hole	SHA3429RJ	4153038
<b>Jacobsen ROTARY AR-250, AR-2500 DECK - BACK ROLLER</b>				
4" smooth Urethane cast over heavy duty steel tubing	27 lb R2722X4C	22.45" body	SHA2722XR	4115430, 2206195
4" smooth Steel heavy duty tubing (1/8" wall)	27 lb R2722X4S	22.25" body	SHA2722XR	4115430, 2206195

## for JOHN DEERE mowers

### John Deere 18" 180B & 180C & 180SL WALKING GREENSMOWERS - FRONT ROLLER

4 bodies	2" smooth Urethane over steel tubing (4 x 4.75" wide bodies)	8 lb	D2119A2C4	4 independent roller bodies on a shaft	SHA2119ADN4
4 bodies	2" smooth steel extra duty tubing (4 x 4.75" wide bodies)	12 lb	D2119A2S4	4 independent roller bodies on a shaft	SHA2119ADN4
6 bodies	2" smooth Urethane over steel tubing (4 inner+2 outboard bodies)	12 lb	D2719A2C4+2C	6 independent roller bodies on a shaft	SHA2119ADN4+2
	2" grooved Urethane cast over heavy duty steel tubing	6.5 lb	D2119A2CGH	19.45" body	SHA2119AD
	2" smooth Urethane cast over heavy duty steel tubing	7.5 lb	D2119A2C	19.45" body	SHA2119AD
	2" smooth Steel extra heavy duty tubing (1/4" wall)	10.5 lb	D2119A2S	19.25" body	SHA2119AD
	2" smooth Steel light tubing (full shaft)	4.5 lb	D2119A2L	19.25" body	SHA2119AD

### John Deere 22" WALKING GREENSMOWERS - FRONT ROLLER (call for other roller options available)

4 bodies	2" smooth Urethane over steel tubing (4 x 5.55" wide bodies)	8.5 lb	D2422P2C4	4 independent roller bodies @22.3" oal on a shaft	SHA2422PDN4
4 bodies	2" smooth steel extra duty tubing (4 x 5.55" wide bodies)	12 lb	D2422P2S4	4 independent roller bodies @22.3" oal on a shaft	SHA2422PDN4
	2" grooved Urethane cast over heavy duty steel tubing	7.5 lb	D2422P2CGH	22.45" body	SHA2422PD
	2" smooth Urethane cast over heavy duty steel tubing	7.9 lb	D2422P2C	22.45" body	SHA2422PD
	2" smooth Steel extra heavy duty tubing (1/4" wall)	11.5 lb	D2422P2S	22.25" body	SHA2422PD
	2" smooth Steel light tubing (full shaft)	5 lb	D2422P2L	22.25" body	SHA2422PD

### John Deere 22" 220 & 220SL WALKING & 2500, 2400, 2550, 2700, 2750 & 2243 RIDING GREENSMOWERS - FRONT & BACK ROLLERS

4 bodies	2" smooth Urethane over steel tubing (4 x 5.55" wide bodies)	8.5 lb	D2522C2C4	4 independent roller bodies @22.3" oal on a shaft	SHA2522CDN4
4 bodies	2" smooth steel extra duty tubing (4 x 5.55" wide bodies)	12 lb	D2522C2S4	4 independent roller bodies @22.3" oal on a shaft	SHA2522CDN4
6 bodies	2" smooth Urethane over steel tubing (4 inner+2 outboard bodies)	13 lb	D3122C2C4+2C	6 independent roller bodies @22.3" oal on a shaft	SHA3122CDN4+2
4 bodies	2.5" grooved Urethane over steel tubing (4 x 5.55" wide bodies)	10 lb	D2522C25CG4	4 independent roller bodies @22.3" oal on a shaft	SHA2522CDN4
4 bodies	2.5" smooth Urethane over steel tubing (4 x 5.55" wide bodies)	13 lb	D2522C25C4	4 independent roller bodies @22.3" oal on a shaft	SHA2522CDN4
6 bodies	2.5" grooved Urethane over steel tubing (4 inner+2 outboard bodies)	14 lb	D3122C25CG4+2C	6 independent roller bodies @22.3" oal on a shaft	SHA3122CDN4+2
6 bodies	2.5" smooth Urethane over steel tubing (4 inner+2 outboard bodies)	14 lb	D3122C25C4+2C	6 independent roller bodies @22.3" oal on a shaft	SHA3122CDN4+2
	2" grooved Urethane cast over heavy duty steel tubing	7.5 lb	D2522C2CGH	22.45" body, 25.5" shaft	SHA2522CD
	2" smooth Urethane cast over heavy duty steel tubing	7.9 lb	D2522C2C	22.45" body, 25.5" shaft	SHA2522CD
	2" smooth Steel extra heavy duty tubing (1/4" wall)	11.5 lb	D2522C2S	22.25" body, 25.5" shaft	SHA2522CD
	2" smooth Steel light tubing (full shaft)	5.5 lb	D2522C2L	22.25" body, 25.5" shaft	SHA2522CD
	2.5" grooved Urethane cast over heavy duty steel tubing	8.5 lb	D2522C25CG	22.45" body, 25.5" shaft	SHA2522CD
	2.5" smooth Urethane cast over heavy duty steel tubing	9.5 lb	D2522C25C	22.45" body, 25.5" shaft	SHA2522CD
	2.5" smooth Steel heavy duty tubing (1/8" wall)	9.2 lb	D2522C25S	22.25" body, 25.5" shaft	SHA2522CD

### John Deere 260SL WALKING GREENSMOWERS - FRONT ROLLER

4 bodies	2.5" grooved Urethane over steel tubing (4 x 6.5" wide bodies)	10 lb	D2926A25CG4	4 independent roller bodies on a 29.75" shaft	SHA2926ADN4
4 bodies	2.5" smooth Urethane over steel tubing (4 x 6.5" wide bodies)	13 lb	D2926A25C4	4 independent roller bodies on a 29.75" shaft	SHA2926ADN4
6 bodies	2.5" grooved Urethane over steel tubing (4 inner+2 outboard bodies)	10 lb	D3526A25CG4+2C	4 independent roller bodies on a 29.75" shaft	SHA3526ADN4+2
6 bodies	2.5" smooth Urethane over steel tubing (4 inner+2 outboard bodies)	13 lb	D3526A25C4+2C	4 independent roller bodies on a 29.75" shaft	SHA3526ADN4+2
	2.5" grooved Urethane cast over heavy duty steel tubing	9.5 lb	D2926A25CG	26.45" body	SHA2926AD
	2.5" smooth Urethane cast over heavy duty steel tubing	11 lb	D2926A25C	26.45" body	SHA2926AD
	2.5" smooth Steel heavy duty tubing (1/8" wall)	11 lb	D2926A25S	26.25" body	SHA2926AD
	2" smooth Urethane cast over heavy duty steel tubing	9.5 lb	D2926A2C	26.25" body	SHA2926AD
	2" smooth Steel extra heavy duty tubing (1/4" wall)	12.5 lb	D2926A2S	26.25" body	SHA2926AD
	2" smooth Steel light tubing (full shaft)	7 lb	D2926A2L	26.25" body	SHA2926AD

### John Deere 22" 3215 & 3225 LIGHT FAIRWAY MOWERS - FRONT & BACK ROLLERS (Sectional rollers with 4 bodies also available)

Combination roller assemblies to diminish effect of reel overlap shadowing are available-please call

	2" grooved Urethane cast over heavy duty steel tubing	7.5 lb	D2522C2CGH	22.45" body, 25.5" shaft	SHA2522CD
	2" smooth Urethane cast over heavy duty steel tubing	7.9 lb	D2522C2C	22.45" body, 25.5" shaft	SHA2522CD
	2" smooth Steel extra heavy duty tubing (1/4" wall)	11.5 lb	D2522C2S	22.25" body, 25.5" shaft	SHA2522CD
	2" smooth Steel light tubing (full shaft)	5.5 lb	D2522C2L	22.25" body, 25.5" shaft	SHA2522CD

### John Deere 22" 3235 LIGHT FAIRWAY MOWER - FRONT & BACK ROLLERS (2 styles) (Sectional rollers with 4 bodies also available)

	3" grooved Urethane cast over heavy duty steel tubing	9.5 lb	D2522C3CG	1 flat on one end of shaft	SHA2522CD
	3" smooth Urethane cast over heavy duty steel tubing	12 lb	D2522C3C	1 flat on one end of shaft	SHA2522CD
	3" smooth Steel heavy duty tubing (1/8" wall)	11.5 lb	D2522C3S	1 flat on one end of shaft	SHA2522CD

To diminish instances of shadowing lines due to overlap of reels

	3" grooved Urethane with 2.2" wide smooth ends	9.5 lb	D2522C3CG.22C	call for proper application specifics	SHA2522CD
	3" smooth Urethane cast over heavy duty steel tubing	11 lb	D2519C3C	front roller for rear mower heads-use with D2519C3C	SHA2519CD
	3" smooth Steel heavy duty tubing (1/8" wall)	11 lb	D2519C3C	back roller for rear mower heads-use with D2522C3CG.22C	SHA2519CD

### John Deere 22" 7500/ 8500 & 7700/ 8700 PRECISION CUT & E-CUT FAIRWAY (QA5 & QA7 reels) (Sectional rollers with 4 bodies also available)

Rollers for QA-5 reels (with 1 flat on one end of the shaft):

	To diminish instances of shadowing lines due to overlap of reels			call for proper application specifics	
	3" grooved Urethane with 2.2" wide smooth ends	9.5 lb	D2522C3CG.22C	front roller for rear mower heads-use with D2519C3C	SHA2522CD
	3" smooth Urethane cast over heavy duty steel tubing	11 lb	D2519C3C	back roller for rear mower heads-use with D2522C3CG.22C	SHA2519CD
	3" grooved Urethane cast over heavy duty steel tubing	9.5 lb	D2522C3CG	22.45" body, 25.5" shaft	SHA2522CD
	3" smooth Urethane cast over heavy duty steel tubing	12 lb	D2522C3C	22.45" body, 25.5" shaft	SHA2522CD
	3" smooth Steel heavy duty tubing (1/8" wall)	11.5 lb	D2522C3S	22.25" body, 25.5" shaft	SHA2522CD
	To diminish instances of shadowing lines due to overlap of reels			call for proper application specifics	
	2.5" grooved Urethane with 2.2" wide smooth ends	8.5 lb	D2522C25CG.22C	front roller for rear mower heads-use with D2519C25C	SHA2522CD
	2.5" smooth Urethane cast over heavy duty steel tubing	9.5 lb	D2519C25C	back roller for rear mower heads-use with D2522C25CG.22C	SHA2519CD
	2.5" grooved Urethane cast over heavy duty steel tubing	8.5 lb	D2522C25CG	22.45" body, 25.5" shaft	SHA2522CD
	2.5" smooth Urethane cast over heavy duty steel tubing	9.5 lb	D2522C25C	22.45" body, 25.5" shaft	SHA2522CD
	2.5" smooth Steel heavy duty tubing (1/8" wall)	9.2 lb	D2522C25S	22.25" body, 25.5" shaft	SHA2522CD
	2" grooved Urethane cast over heavy duty steel tubing	7.5 lb	D2522C2CGH	22.45" body, 25.5" shaft	SHA2522CD
	2" smooth Urethane cast over heavy duty steel tubing	7.9 lb	D2522C2C	22.45" body, 25.5" shaft	SHA2522CD
	2" smooth Steel extra heavy duty tubing (1/4" wall)	11.5 lb	D2522C2S	22.25" body, 25.5" shaft	SHA2522CD
	2" smooth Steel light tubing (full shaft)	5.5 lb	D2522C2L	22.25" body, 25.5" shaft	SHA2522CD

Rollers for QA-7 reels (with 2 flats on one end of the shaft):

	To diminish instances of shadowing lines due to overlap of reels			call for proper application specifics	
	3" grooved Urethane with 2.2" wide smooth ends	9.5 lb	D2522F3CG.22C	front roller for rear mower heads-use with D2519F3C	SHA2522FD
	3" smooth Urethane cast over heavy duty steel tubing	11 lb	D2519F3C	back roller for rear mower heads-use with D2522F3CG.22C	SHA2519FD
	3" grooved Urethane cast over heavy duty steel tubing	9.5 lb	D2522F3CG	22.45" body, 25.5" shaft	SHA2522FD
	3" smooth Urethane cast over heavy duty steel tubing	12 lb	D2522F3C	22.45" body, 25.5" shaft	SHA2522FD
	3" smooth Steel heavy duty tubing (1/8" wall)	11.5 lb	D2522F3S	22.25" body, 25.5" shaft	SHA2522FD
	To diminish instances of shadowing lines due to overlap of reels			call for proper application specifics	
	2.5" grooved Urethane with 2.2" wide smooth ends	8.5 lb	D2522F25CG.22C	front roller for rear mower heads-use with D2519F25C	SHA2522FD
	2.5" smooth Urethane cast over heavy duty steel tubing	9.5 lb	D2519F25C	back roller for rear mower heads-use with D2522F25CG.22C	SHA2519FD
	2.5" grooved Urethane cast over heavy duty steel tubing	8.5 lb	D2522F25CG	22.45" body, 25.5" shaft	SHA2522FD
	2.5" smooth Urethane cast over heavy duty steel tubing	9.5 lb	D2522F25C	22.45" body, 25.5" shaft	SHA2522FD
	2.5" smooth Steel heavy duty tubing (1/8" wall)	9.2 lb	D2522F25S	22.25" body, 25.5" shaft	SHA2522FD
	2" grooved Urethane cast over heavy duty steel tubing	7.5 lb	D2522F2CGH	22.45" body, 25.5" shaft	SHA2522FD
	2" smooth Urethane cast over heavy duty steel tubing	7.9 lb	D2522F2C	22.45" body, 25.5" shaft	SHA2522FD
	2" smooth Steel extra heavy duty tubing (1/4" wall)	11.5 lb	D2522F2S	22.25" body, 25.5" shaft	SHA2522FD

<b>John Deere 18" 8000A &amp; 6080A PRECISION CUT &amp; E-CUT FAIRWAY - FRONT &amp; BACK ROLLERS</b>					
2"	grooved Urethane cast over heavy duty steel tubing	6.5 lb	D2218A2CGH	18.0" body, 22" shaft	SHA2218AD
2"	smooth Urethane cast over heavy duty steel tubing	7.5 lb	D2218A2C	18.0" body, 22" shaft	SHA2218AD
2"	smooth Steel extra heavy duty tubing (1/4" wall)	10.5 lb	D2218A2S	18.0" body, 22" shaft	SHA2218AD
2"	smooth Steel extra heavy duty tubing (1/4" wall)	9 lb	D2216A2S	16.0" body, 22" shaft	SHA2218AD
2.5"	grooved Urethane cast over heavy duty steel tubing	6.7 lb	D2218A25CG	18.0" body, 22" shaft	SHA2218AD
2.5"	smooth Urethane cast over heavy duty steel tubing	7.5 lb	D2218A25C	18.0" body, 22" shaft	SHA2218AD
2.5"	smooth Steel heavy duty tubing (1/8" wall)	9.2 lb	D2218A25S	18.0" body, 22" shaft	SHA2218AD
3"	grooved Urethane cast over heavy duty steel tubing	6.7 lb	D2219A3CG	19.45" body, 22" shaft	SHA2219AD
3"	smooth Urethane cast over heavy duty steel tubing	7.5 lb	D2219A3C	19.45" body, 22" shaft	SHA2219AD
3"	smooth Steel heavy duty tubing (1/8" wall)	9.2 lb	D2219A3S	19.45" body, 22" shaft	SHA2219AD
<b>To diminish instances of shadowing lines due to overlap of reels</b>				<b>call for proper application specifics</b>	
2.5"	grooved Urethane with 2.2" wide smooth ends	6.8 lb	D2212A25CG+26C	front roller for rear mower heads-use with D2215A25C	SHA2218ADN3
2.5"	smooth Urethane cast over heavy duty steel tubing	7 lb	D2215A25C	back roller for rear mower heads-use with D2212A25CG+26C	SHA2215AD
3"	grooved Urethane with 2.2" wide smooth ends	6.8 lb	D2218A3CG 22C	front roller for rear mower heads-use with D2215A3C	SHA2218AD
3"	smooth Urethane cast over heavy duty steel tubing	7 lb	D2215A3C	back roller for rear mower heads-use with D2218A3CG 22C	SHA2215AD
<b>John Deere 26" 8900A, 7200, 2653 +A/B FAIRWAY - FRONT &amp; BACK ROLLERS (QA-7 reels) (2.5" diameter also available)</b>					
4 bodies	3" grooved Urethane over steel tubing (4 x 6.5" wide bodies)	12.5 lb	D2926F3CG4	non-stripping, for tight turns & ground undulations	SHA2926FDN4
4 bodies	3" smooth Urethane over steel tubing (4 x 6.5" wide bodies)	13.5 lb	D2926F3C4	non-stripping, for tight turns & ground undulations	SHA2926FDN4
	3" grooved Urethane cast over heavy duty steel tubing	11.1 lb	D2926F3CG	29.75" shaft with 2 flats on one end	SHA2926FD
	3" smooth Urethane cast over heavy duty steel tubing	13.5 lb	D2926F3C	29.75" shaft with 2 flats on one end	SHA2926FD
	3" smooth Steel heavy duty tubing (1/8" wall)	13.5 lb	D2926F3S	29.75" shaft with 2 flats on one end	SHA2926FD
<b>John Deere 30" 8900A, 7200, 2653 +A/B FAIRWAY - FRONT &amp; BACK ROLLERS (QA-7 reels) (2.5" diameter also available)</b>					
5 bodies	3" grooved Urethane over steel tubing (5 x 5.2" wide bodies)	13.5 lb	D3329F3CG5	non-stripping, for tight turns & ground undulations	SHA3329FDN5
5 bodies	3" smooth Urethane over steel tubing (5 x 5.2" wide bodies)	14 lb	D3329F3C5	non-stripping, for tight turns & ground undulations	SHA3329FDN5
	3" grooved Urethane cast over heavy duty steel tubing	11.1 lb	D3329F3CG	33.5" shaft with 2 flats on one end	SHA3329FD
	3" smooth Urethane cast over heavy duty steel tubing	13.5 lb	D3329F3C	33.5" shaft with 2 flats on one end	SHA3329FD
	3" smooth Steel heavy duty tubing (1/8" wall)	13.5 lb	D3329F3S	33.5" shaft with 2 flats on one end	SHA3329FD
<b>John Deere 30" 1900, 1905, 3325 FAIRWAY &amp; 3365 TURF PRO &amp; 365 PTO GANG (2 styles) call to confirm roller options</b>					
5 bodies	3" grooved Urethane over steel tubing (5 x 5.2" wide bodies)	13.5 lb	D3229F3CG5	non-stripping, for tight turns & ground undulations	SHA3229FDN5
5 bodies	3" smooth Urethane over steel tubing (5 x 5.2" wide bodies)	14 lb	D3229F3C5	non-stripping, for tight turns & ground undulations	SHA3229FDN5
	3" grooved Urethane cast over heavy duty steel tubing	13.5 lb	D3229F3CG	Shafts with 2 flats on one end	AET10874
	3" smooth Urethane cast over heavy duty steel tubing	15 lb	D3229F3C	Shafts with 2 flats on one end	SHA3229FD
	3" smooth Steel heavy duty tubing (1/8" wall)	15 lb	D3229F3S	Shafts with 2 flats on one end	SHA3229FD
	3" grooved Urethane cast over heavy duty steel tubing	13.5 lb	D3229A3CG	Shafts with 1 flat on one end	SHA3229AD
	3" smooth Urethane cast over heavy duty steel tubing	15 lb	D3229A3C	Shafts with 1 flat on one end	SHA3229AD
	3" smooth Steel heavy duty tubing (1/8" wall)	15 lb	D3229A3S	Shafts with 1 flat on one end	SHA3229AD
<b>John Deere 30" FAIRWAY (305, 303, 756 &amp; 856) - ALL ROLLERS (Choose from 2 styles) call to confirm roller options</b>					
	3" grooved Urethane cast over heavy duty steel tubing	13.5 lb	D3229X3CG	32.25" shaft with .5" dia. ends	SHA3229XD
	3" smooth Urethane cast over heavy duty steel tubing	15 lb	D3229X3C	32.25" shaft with .5" dia. ends	SHA3229XD
	3" smooth Steel heavy duty tubing (1/8" wall)	15 lb	D3229X3S	32.25" shaft with .5" dia. ends	SHA3229XD
	3" grooved Urethane cast over heavy duty steel tubing	13.5 lb	D3029W3CG	30" shaft with 5/8" dia. ends & taps	SHA3029WD
	3" smooth Urethane cast over heavy duty steel tubing	15 lb	D3029W3C	30" shaft with 5/8" dia. ends & taps	SHA3029WD
	3" smooth Steel heavy duty tubing (1/8" wall)	15 lb	D3029W3S	30" shaft with 5/8" dia. ends & taps	SHA3029WD
<b>John Deere ROTARY 22" 2653 WITH NUNS DECK - BACK ROLLER</b>					
	3" smooth Urethane cast over heavy duty steel tubing	11 lb	D2522C3C	22.45" body, 25.5" shaft	SHA2522CD
	3" smooth Steel heavy duty tubing (1/8" wall)	12 lb	D2522C3S	22.25" body, 25.5" shaft	SHA2522CD
	3.5" smooth Urethane cast over heavy duty steel tubing	13.5 lb	D2522C7C	22.45" body, 25.5" shaft	SHA2522CD
	4" smooth Steel heavy duty tubing (1/8" wall)	20 lb	D2522C4S	22.25" body, 25.5" shaft	SHA2522CD
<b>John Deere ROTARY 30" 2653 WITH NUNS DECK - BACK ROLLER</b>					
	3" smooth Urethane cast over heavy duty steel tubing	15 lb	D3229N3C	22.45" body	SHA3229ND
	3" smooth Steel heavy duty tubing (1/8" wall)	15 lb	D3229N3S	22.25" body	SHA3229ND
	3.5" smooth Urethane cast over heavy duty steel tubing	18 lb	D3229N7C	22.45" body	SHA3229ND
	4" smooth Urethane cast over heavy duty steel tubing	23 lb	D3229N4C	22.45" body	SHA3229ND
	4" smooth Steel heavy duty tubing (1/8" wall)	29 lb	D3229N4S	22.25" body	SHA3229ND
<b>John Deere ROTARY DECK 8800 &amp; 3245C - FRONT ROLLER (With two independent rolling 4" wide roller bodies)</b>					
2 bodies	5" grooved Urethane over steel tubing (two 5.2" wide bodies)	8 lb	D2305A5CGt	Twin independent bodies-3 grooves per body	SHA2305ADN
2 bodies	5" smooth Urethane over steel tubing (two 4" wide bodies)	9.3 lb	D2304A5Ct	Twin independent bodies on a shaft	SHA2304ADN
<b>John Deere ROTARY DECK 8800 &amp; 3245C &amp; 1565 - BACK ROLLER (choose from multiple styles to match your needs)</b>					
3 bodies	3" grooved Urethane over steel tubing (3 x 5.2" wide bodies)	11 lb	D2319B3CG3	non-stripping, allows better air flow	SHA2319BDN3
3 bodies	3" smooth Urethane over steel tubing (3 x 5.2" wide bodies)	11 lb	D2319B3C3	non-stripping, allows better air flow	SHA2319BDN3
2 bodies	3" grooved Urethane over steel tubing (2 x 5.2" wide bodies)	8 lb	D2305B3CGt	non-stripping, allows better air flow	SHA2305BDN
2 bodies	3" smooth Urethane over steel tubing (2 x 4" wide bodies)	8 lb	D2304B3Ct	non-stripping, allows better air flow	SHA2304BDN
2 bodies	3" smooth Steel heavy duty tubing (2 x 4" wide bodies)	10 lb	D2304B3St	non-stripping, allows better air flow	SHA2304BDN
	3" grooved Urethane cast over heavy duty steel tubing	9.5 lb	D2319B3CG	19.45" body, 23" shaft	SHA2319BD
	3" smooth Urethane cast over heavy duty steel tubing	11 lb	D2319B3C	19.45" body, 23" shaft	SHA2319BD
	3" smooth Steel heavy duty tubing (1/8" wall)	12 lb	D2319B3S	19.25" body, 23" shaft	SHA2319BD
	3.5" smooth Urethane cast over heavy duty steel tubing	13.5 lb	D2319B7C	19.45" body, 23" shaft	SHA2319BD
	4" smooth Steel heavy duty tubing (1/8" wall)	20 lb	D2319B4S	19.25" body, 23" shaft	SHA2319BD
	3" smooth Urethane cast over heavy duty steel tubing	11.5 lb	D2419B3C	19.45" body, 24" shaft	SHA2419BD
	3" smooth Steel heavy duty tubing (1/8" wall)	11 lb	D2419B3S	19.25" body, 24" shaft	SHA2419BD
	3.5" smooth Urethane cast over heavy duty steel tubing	13.5 lb	D2419B7C	19.45" body, 24" shaft	SHA2419BD
	4" smooth Steel heavy duty tubing (1/8" wall)	20 lb	D2419B4S	19.25" body, 24" shaft	SHA2419BD
	3" smooth Urethane cast over heavy duty steel tubing	12 lb	D2522T3C	22.45" body, 25.87" shaft	SHA2522TD
	3" smooth Steel heavy duty tubing (1/8" wall)	11.5 lb	D2522T3S	22.25" body, 25.87" shaft	SHA2522TD
	3.5" smooth Urethane cast over heavy duty steel tubing	13.5 lb	D2522T7C	22.45" body, 25.87" shaft	SHA2522TD
	4" smooth Steel heavy duty tubing (1/8" wall)	20 lb	D2522T4S	22.25" body, 25.87" shaft	SHA2522TD
	3" grooved Urethane cast over heavy duty steel tubing	9.5 lb	D2622A3CG	22.45" body, 26.75" shaft	SHA2622AD
	3" smooth Urethane cast over heavy duty steel tubing	12 lb	D2622A3C	22.45" body, 26.75" shaft	SHA2622AD
	3" smooth Steel heavy duty tubing (1/8" wall)	11.5 lb	D2622A3S	22.25" body, 26.75" shaft	SHA2622AD
	3.5" smooth Urethane cast over heavy duty steel tubing	13.5 lb	D2622A7C	22.45" body, 26.75" shaft	SHA2622AD
	4" smooth Steel heavy duty tubing (1/8" wall)	20 lb	D2622A4S	22.25" body, 26.75" shaft	SHA2622AD
<b>John Deere ROTARY DECK 9009A &amp; 7400A (2016 &amp; newer) 27" cut - FRONT ROLLER (With two independent rolling 5.2" wide roller bodies)</b>					
2 bodies	5" grooved Urethane over steel tubing (2 x 5.2" wide bodies)	12 lb	D2905C5CGt	Twin independent bodies on a shaft-3 grooves per body	SHA2905CDN
2 bodies	5" smooth Urethane over steel tubing (2 x 5.2" wide bodies)	13 lb	D2905C5Ct	Twin independent bodies on a shaft	SHA2905CDN
<b>John Deere ROTARY DECK 9009A &amp; 7400A (2016 &amp; newer) 27" cut - BACK ROLLER</b>					
4 bodies	3" grooved Urethane over steel tubing (4 x 5.2" wide bodies)	12 lb	D2926C3CG4	non-stripping, allows better air flow	SHA2926CDN4
4 bodies	3" smooth Urethane over steel tubing (4 x 5.2" wide bodies)	12 lb	D2926C3C4	non-stripping, allows better air flow	SHA2926CDN4
2 bodies	3" grooved Urethane over steel tubing (2 x 5.2" wide bodies)	10 lb	D2905C3CGt	non-stripping, allows better air flow	SHA2905CDN
2 bodies	3" smooth Urethane over steel tubing (2 x 4" wide bodies)	10 lb	D2904C3Ct	non-stripping, allows better air flow	SHA2904CDN
2 bodies	3" smooth Steel heavy duty tubing (2 x 4" wide bodies)	11 lb	D2904C3St	non-stripping, allows better air flow	SHA2904CDN
	3" grooved Urethane cast over heavy duty steel tubing	11 lb	D2926C3CG	non-stripping, allows better air flow	SHA2926CD
	3" smooth Urethane cast over heavy duty steel tubing	12.5 lb	D2926C3C	26.45" body, 29" shaft	SHA2926CD
	3" smooth Steel heavy duty tubing (1/8" wall)	12.5 lb	D2926C3S	26.25" body, 29" shaft	SHA2926CD
	3" smooth Urethane cast over heavy duty steel tubing	12.5 lb	D2919C3C	19.45" body, 29" shaft	SHA2919CD
<b>John Deere ROTARY 7400 (pre-2016) DECK 27" cut - FRONT CASTER</b>					
	5" grooved Urethane cast over heavy duty steel tubing	5 lb	D0404G5CG2	2 large machined grooves in roller body	SHA0404GD
	5" smooth Urethane over steel tubing (4" wide body)	5 lb	D0404G5C	superior design to OEM roller	SHA0404GD
<b>John Deere ROTARY 7400 (pre-2016) DECK 27" cut - BACK ROLLER</b>					
	3" smooth Urethane cast over heavy duty steel tubing	12.5 lb	D2925A3C	25.45" body, 29.25" shaft	SHA2925AD
	3" smooth Steel heavy duty tubing (1/8" wall)	12.5 lb	D2925A3S	25.25" body, 29.25" shaft	SHA2925AD



**for TORO mowers**

<b>Toro 22" GREENSMOWERS - FRONT ROLLER: series 1000, 3, 300, 3000, 3050, 3100, 3150 (with 3/8"-24 tap in shaft ends for ball stud)</b>					
<b>(Except TriFlex series without ball stud for basket yoke as follows: 3200, 3250, 3300, 3320, 3400, 3420 &amp; FLEX 1)</b>					
4 bodies	2" smooth Urethane over steel tubing (4 x 5.55" wide bodies)	8.5 lb	T2522S2C4	4 independent roller bodies @22.3" oal on a shaft	SHA2522STN4
4 bodies	2" smooth steel extra duty tubing (4 x 5.55" wide bodies)	12 lb	T2522S2S4	4 independent roller bodies @22.3" oal on a shaft	SHA2522STN4
4 bodies	2.5" grooved Urethane over steel: 1" crests ctc (5.55" bodies)	10 lb	T2522S25CG4	4 independent roller bodies @22.3" oal on a shaft	SHA2522STN4
4 bodies	2.5" smooth Urethane over steel tubing (4 x 5.55" wide bodies)	13 lb	T2522S25C4	4 independent roller bodies @22.3" oal on a shaft	SHA2522STN4
	2" grooved Urethane cast over heavy duty steel tubing	7.5 lb	T2522S2CGH	22.45" body, 25.75" shaft with 3/8"-24 taps in ends	SHA2522ST 52-3200
	2" smooth Urethane cast over heavy duty steel tubing	8 lb	T2522S2C	22.45" body, 25.75" shaft with 3/8"-24 taps in ends	SHA2522ST 52-3170
	2" smooth Steel extra heavy duty tubing (1/4" wall)	11.5 lb	T2522S2S	22.25" body, 25.75" shaft with 3/8"-24 taps in ends	SHA2522ST 52-3170
	2" smooth Steel light tubing (full shaft)	5.5 lb	T2522S2L	22.25" body, 25.75" shaft with 3/8"-24 taps in ends	SHA2522ST 52-3170
	2.5" grooved Urethane cast over heavy duty steel tubing	9 lb	T2522S25CG	22.45" body, 25.75" shaft with 3/8"-24 taps in ends	SHA2522ST
	2.5" smooth Urethane cast over heavy duty steel tubing	9.5 lb	T2522S25C	22.45" body, 25.75" shaft with 3/8"-24 taps in ends	SHA2522ST
	2.5" smooth Steel heavy duty tubing (1/8" wall)	10 lb	T2522S25S	22.25" body, 25.75" shaft with 3/8"-24 taps in ends	SHA2522ST
<b>Toro 22" GREENSMOWERS - BACK ROLLER: series 3, 300, 3000, 3050, 3100, 3150</b>					
<b>(Except TriFlex series as follows: 3200, 3250, 3300, 3320, 3400, 3420 &amp; FLEX 21)</b>					
4 bodies	2" smooth Urethane over steel tubing (4 x 5.55" wide bodies)	8.5 lb	T2522A2C4	4 independent roller bodies @22.3" oal on a shaft	SHA2522ATN4
4 bodies	2" smooth steel extra duty tubing (4 x 5.55" wide bodies)	12 lb	T2522A2S4	4 independent roller bodies @22.3" oal on a shaft	SHA2522ATN4
4 bodies	2.5" grooved Urethane over steel: 1" crests ctc (5.55" bodies)	10 lb	T2522A25CG4	4 independent roller bodies @22.3" oal on a shaft	SHA2522ATN4
4 bodies	2.5" smooth Urethane over steel tubing (4 x 5.55" wide bodies)	13 lb	T2522A25C4	4 independent roller bodies @22.3" oal on a shaft	SHA2522ATN4
	2" grooved Urethane cast over heavy duty steel tubing	7.5 lb	T2522A2CGH	22.45" body, 25.87" shaft	SHA2522AT
	2" smooth Urethane cast over heavy duty steel tubing	8 lb	T2522A2C	22.45" body, 25.87" shaft	SHA2522AT 52-3120
	2" smooth Steel extra heavy duty tubing (1/4" wall)	11.5 lb	T2522A2S	22.25" body, 25.87" shaft	SHA2522AT 52-3120
	2" smooth Steel light tubing (full shaft)	5.5 lb	T2522A2L	22.25" body, 25.87" shaft	SHA2522AT 52-3120
	2.5" grooved Urethane cast over heavy duty steel tubing	9 lb	T2522A25CG	22.45" body, 25.87" shaft	SHA2522AT
	2.5" smooth Urethane cast over heavy duty steel tubing	9.5 lb	T2522A25C	22.45" body, 25.87" shaft	SHA2522AT
	2.5" smooth Steel heavy duty tubing (1/8" wall)	10 lb	T2522A25S	22.25" body, 25.87" shaft	SHA2522AT
<b>Toro 22" GREENSMOWERS - BASKET (Yoke) ROLLERS: series 3, 300, 3000, 3050, 3100, 3150 (with 3/8"-24 tap in shaft ends)</b>					
<b>(Except TriFlex series as follows: 3200, 3250, 3300, 3320, 3400, 3420 &amp; FLEX 21)</b>					
	3" grooved Urethane cast over heavy duty steel tubing	9 lb	T2520H3CG	assembled with body, shaft & bearings & seals	SHA2520HT 52-2720
	3" smooth Urethane cast over heavy duty steel tubing	10.5 lb	T2520H3C	assembled with body, shaft & bearings & seals	SHA2520HT 52-2720
	3" smooth Steel heavy duty tubing	11 lb	T2520H3S	assembled with body, shaft & bearings & seals	SHA2520HT 52-2720
	3.5" smooth Urethane cast over heavy duty steel tubing	12.5 lb	T2520H7C	assembled with body, shaft & bearings & seals	SHA2520HT 52-2720
<b>Toro 22" TriFlex series GREENSMOWERS - FRONT &amp; BACK ROLLERS: 3200, 3250, 3300, 3320, 3370, 3400, 3420</b>					
<b>(choose the style to match your needs) (these rollers have solid shaft ends without taps, they do not accommodate yoke ball studs)</b>					
4 bodies	2" smooth Urethane over steel tubing (4 x 5.55" wide bodies)	8.5 lb	T2522A2C4	4 independent roller bodies @ 22.3" on a shaft	SHA2522ATN4
6 bodies	2" smooth Urethane over steel tubing (4 inner+2 outboard bodies)	13 lb	T3122A2C4+2C	6 independent roller bodies @22.3" oal on a shaft	SHA3122ATN4+2
4 bodies	2" smooth steel extra duty tubing (4 x 5.55" wide bodies)	12 lb	T2522A2S4	4 independent roller bodies @ 22.3" on a shaft	SHA2522ATN4
4 bodies	2.5" grooved Urethane over steel: 1" crests ctc (5.55" bodies)	10 lb	T2522A25CG4	4 independent roller bodies @ 22.3" on a shaft	SHA2522ATN4
4 bodies	2.5" smooth Urethane over steel tubing (4 x 5.55" wide bodies)	9 lb	T2522A25C4	4 independent roller bodies @ 22.3" on a shaft	SHA2522ATN4
6 bodies	2.5" grooved Urethane over steel tubing (4 inner+2 outboard bodies)	14 lb	T3122A25CG4+2C	6 independent roller bodies @22.3" oal on a shaft	SHA3122ATN4+2
6 bodies	2.5" smooth Urethane over steel tubing (4 inner+2 outboard bodies)	14 lb	T3122A25C4+2C	6 independent roller bodies @22.3" oal on a shaft	SHA3122ATN4+2
	2" grooved Urethane cast over heavy duty steel tubing	7.5 lb	T2522A2CGH	22.45" body, 25.87" shaft	SHA2522AT
	2" smooth Urethane cast over heavy duty steel tubing	8 lb	T2522A2C	22.45" body, 25.87" shaft	SHA2522AT 52-3120
	2" smooth Steel extra heavy duty tubing (1/4" wall)	11.5 lb	T2522A2S	22.25" body, 25.87" shaft	SHA2522AT 52-3120
	2" smooth Steel light tubing (full shaft)	5.5 lb	T2522A2L	22.25" body, 25.87" shaft	SHA2522AT 52-3120
	2.5" grooved Urethane cast over heavy duty steel tubing	9 lb	T2522A25CG	22.45" body, 25.87" shaft	SHA2522AT
	2.5" smooth Urethane cast over heavy duty steel tubing	9.5 lb	T2522A25C	22.45" body, 25.87" shaft	SHA2522AT 115-7388
	2.5" smooth Steel heavy duty tubing (1/8" wall)	10 lb	T2522A25S	22.25" body, 25.87" shaft	SHA2522AT 115-7388
	2" smooth Urethane cast over heavy duty steel tubing	8 lb	T2421B2C	21.45" body, 24" shaft	SHA2421BT
	2" smooth Steel extra heavy duty tubing (1/4" wall)	11.5 lb	T2421B2S	21.25" body, 24" shaft	SHA2421BT
	2" smooth Steel light tubing (full shaft)	5.5 lb	T2421B2L	21.25" body, 24" shaft	SHA2421BT
	2.5" grooved Urethane cast over heavy duty steel tubing	9 lb	T2421B25CG	21.45" body, 24" shaft	SHA2421BT
	2.5" smooth Urethane cast over heavy duty steel tubing	9.5 lb	T2421B25C	21.45" body, 24" shaft	SHA2421BT
	2.5" smooth Steel heavy duty tubing (1/8" wall)	10 lb	T2421B25S	21.25" body, 24" shaft	SHA2421BT
<b>Toro GREENSMOWER FLEX models 21, 2100, 2120, 1021 &amp; e1021 - FRONT &amp; BACK ROLLERS (if groomer kit requires tap in ends of shaft, change "A" in part # to "S")</b>					
4 bodies	2" smooth Urethane over steel tubing (4 x 5.55" wide bodies)	8.5 lb	T2522A2C4	4 independent roller bodies @22.3" oal on a shaft	SHA2522ATN4
6 bodies	2" smooth Urethane over steel tubing (4 inner+2 outboard bodies)	13 lb	T3122A2C4+2C	6 independent roller bodies @22.3" oal on a shaft	SHA3122ATN4+2
4 bodies	2" smooth steel extra duty tubing (4 x 5.55" wide bodies)	12 lb	T2522A2S4	4 independent roller bodies @22.3" oal on a shaft	SHA2522ATN4
4 bodies	2.5" grooved Urethane over steel: 1" crests ctc (5.55" bodies)	10 lb	T2522A25CG4	4 independent roller bodies @22.3" oal on a shaft	SHA2522ATN4
4 bodies	2.5" smooth Urethane over steel tubing (4 x 5.55" wide bodies)	9 lb	T2522A25C4	4 independent roller bodies @22.3" oal on a shaft	SHA2522ATN4
6 bodies	2.5" grooved Urethane over steel tubing (4 inner+2 outboard bodies)	14 lb	T3122A25CG4+2C	6 independent roller bodies @22.3" oal on a shaft	SHA3122ATN4+2
6 bodies	2.5" smooth Urethane over steel tubing (4 inner+2 outboard bodies)	14 lb	T3122A25C4+2C	6 independent roller bodies @22.3" oal on a shaft	SHA3122ATN4+2
	2" grooved Urethane cast over heavy duty steel tubing	7.5 lb	T2522A2CGH	22.45" body, 25.87" shaft	SHA2522AT
	2" smooth Urethane cast over heavy duty steel tubing	8 lb	T2522A2C	22.45" body, 25.87" shaft	SHA2522AT 52-3120
	2" smooth Steel extra heavy duty tubing (1/4" wall)	11.5 lb	T2522A2S	22.25" body, 25.87" shaft	SHA2522AT 52-3120
	2" smooth Steel light tubing (full shaft)	5.5 lb	T2522A2L	22.25" body, 25.87" shaft	SHA2522AT 52-3120
	2.5" grooved Urethane cast over heavy duty steel tubing	9 lb	T2522A25CG	22.45" body, 25.87" shaft	SHA2522AT
	2.5" smooth Urethane cast over heavy duty steel tubing	9.5 lb	T2522A25C	22.45" body, 25.87" shaft	SHA2522AT
	2.5" smooth Steel heavy duty tubing (1/8" wall)	10 lb	T2522A25S	22.25" body, 25.87" shaft	SHA2522AT
<b>Toro GREENSMOWER FLEX models 18, 1800, 1820 &amp; 1018 - FRONT &amp; BACK ROLLERS (if groomer kit requires tap in ends of shaft, change "C" in part # to "S")</b>					
4 bodies	2" smooth Urethane over steel tubing (4 x 4.75" wide bodies)	7.6 lb	T2319C2C4	4 independent roller bodies on a shaft	SHA2319CTN4
4 bodies	2" smooth steel extra duty tubing (4 x 4.75" wide bodies)	12 lb	T2319C2S4	4 independent roller bodies on a shaft	SHA2319CTN4
6 bodies	2" smooth Urethane over steel tubing (4 inner+2 outboard bodies)	12 lb	T2919C2C4+2C	6 independent roller bodies on a shaft	SHA2919CTN4+2
	2" grooved Urethane cast over heavy duty steel tubing	6.5 lb	T2319C2CGH	19.45" body	SHA2319CT
	2" smooth Urethane cast over heavy duty steel tubing	7.5 lb	T2319C2C	19.45" body	SHA2319CT
	2" smooth Steel extra heavy duty tubing (1/4" wall)	10.5 lb	T2319C2S	19.25" body	SHA2319CT
	2" smooth Steel light tubing (full shaft)	4.5 lb	T2319C2L	19.25" body	SHA2319CT

**Toro GM800 18" GREENSMOWER - FRONT & BACK ROLLERS**

4 bodies	2" smooth Urethane over steel tubing (4 x 4.75" wide bodies)	7.6 lb	T2219S2C4	4 independent roller bodies on a shaft	SHA2219STN4	
4 bodies	2" smooth steel extra duty tubing (4 x 4.75" wide bodies)	12 lb	T2219S2S4	4 independent roller bodies on a shaft	SHA2219STN4	
	2" grooved Urethane cast over heavy duty steel tubing	6.5 lb	T2219S2CGH	19.45" body, 22.75" shaft with 3/8"-24 taps in ends	SHA2219ST	
	2" smooth Urethane cast over heavy duty steel tubing	7.5 lb	T2219S2C	19.45" body, 22.75" shaft with 3/8"-24 taps in ends	SHA2219ST	
	2" smooth Steel extra heavy duty tubing (1/4" wall)	10.5 lb	T2219S2S	19.25" body, 22.75" shaft with 3/8"-24 taps in ends	SHA2219ST	
	2" smooth Steel light tubing (full shaft)	4.5 lb	T2219S2L	19.25" body, 22.75" shaft with 3/8"-24 taps in ends	SHA2219ST	

**Toro GM1600 26" GREENSMOWER - FRONT & BACK ROLLERS**

4 bodies	2.5" grooved Urethane over steel: 1" crests etc (4 x 6.5" bodies)	10 lb	T3127A25CG4	4 independent roller bodies on a shaft	SHA3127ATN4	
4 bodies	2.5" smooth Urethane over steel tubing (4 x 6.5" wide bodies)	10 lb	T3127A25C4	4 independent roller bodies on a shaft	SHA3127ATN4	
6 bodies	2.5" grooved Urethane over steel tubing (4 inner+2 outboard bodies)	10 lb	T3726A25CG4+2C	4 independent roller bodies on a 29.75" shaft	SHA3726ATN4+2	
6 bodies	2.5" smooth Urethane over steel tubing (4 inner+2 outboard bodies)	13 lb	T3726A25C4+2C	4 independent roller bodies on a 29.75" shaft	SHA3726ATN4+2	
	2.5" grooved Urethane cast over heavy duty steel tubing	11 lb	T3127A25CG	27.45" body	SHA3127AT	
	2.5" smooth Urethane cast over heavy duty steel tubing	11 lb	T3127A25C	27.45" body	SHA3127AT	
	2.5" smooth Steel heavy duty tubing (1/8" wall)	11.5 lb	T3127A25S	27.25" body	SHA3127AT	

**Toro 5100D, 5300D & 223D FAIRWAY MOWERS - FRONT ROLLER (Sectional rollers with 4 bodies also available)**

**Combination roller assemblies to diminish effect of reel overlap shadowing are available-please call**

	2.5" grooved Urethane cast over heavy duty steel tubing	9 lb	T2522A25CG	22.45" body & 25.87" shaft	SHA2522AT	75-1520
	2.5" smooth Urethane cast over heavy duty steel tubing	9.5 lb	T2522A25C	22.45" body & 25.87" shaft	SHA2522AT	
	2.5" smooth Steel heavy duty tubing (1/8" wall)	10 lb	T2522A25S	22.25" body & 25.87" shaft	SHA2522AT	

**Toro 5100D, 5300D & 223D FAIRWAY MOWERS - BACK ROLLER (2.5" diameter also available) (Sectional rollers with 4 bodies also available)**

	2" grooved Urethane cast over heavy duty steel tubing	6.5 lb	T2319A2CGH	19.45" body	SHA2319AT	
	2" smooth Urethane cast over heavy duty steel tubing	7.5 lb	T2319A2C	19.45" body	SHA2319AT	940694
	2" smooth Steel extra heavy duty tubing (1/4" wall)	10.5 lb	T2319A2S	19.25" body	SHA2319AT	940694
	2" smooth Steel light tubing (full shaft)	4.5 lb	T2319A2L	19.25" body	SHA2319AT	

**Toro 3550D, 3555D, 3575D, 5200D, 5210D, 5400D, 5410D, 5510D, 5610D FAIRWAY MOWERS - FRONT (Sectional rollers with 4 bodies also available)**

**Combination roller assemblies to diminish effect of reel overlap shadowing are available-please call**

	3" grooved Urethane cast over heavy duty steel tubing	9.5 lb	T2722A3CG	22.45" body, 27" shaft	SHA2722AT	1009906
	3" smooth Urethane cast over heavy duty steel tubing	12 lb	T2722A3C	22.45" body, 27" shaft	SHA2722AT	99-5749
	3" smooth Steel heavy duty tubing (1/8" wall)	11.5 lb	T2722A3S	22.25" body, 27" shaft	SHA2722AT	99-5749
	3" grooved Urethane cast over heavy duty steel tubing	9.5 lb	T2724A3CG	24.45" body, 27" shaft	SHA2724AT	114-5400
	3" smooth Urethane cast over heavy duty steel tubing	12 lb	T2724A3C	24.45" body, 27" shaft	SHA2724AT	
	3" smooth Steel heavy duty tubing (1/8" wall)	11.5 lb	T2724A3S	24.25" body, 27" shaft	SHA2724AT	99-5749
	2.5" grooved Urethane cast over heavy duty steel tubing	8 lb	T2319T25CG	19.45" body & 23" shaft	SHA2319TT	
	2.5" smooth Urethane cast over heavy duty steel tubing	9 lb	T2319T25C	19.45" body & 23" shaft	SHA2319TT	
	2.5" smooth Steel heavy duty tubing (1/8" wall)	9 lb	T2319T25S	19.25" body & 23" shaft	SHA2319TT	

**Toro 3550D, 3555D, 3575D, 5200D, 5210D, 5400D, 5410D, 5510D, 5610D FAIRWAY MOWERS - BACK (Sectional rollers with 4 bodies also available)**

	3" grooved Urethane cast over heavy duty steel tubing	9.5 lb	T2522C3CG	22.45" body, 25.5" shaft	SHA2522CT	
	3" smooth Urethane cast over heavy duty steel tubing	12 lb	T2522C3C	22.45" body, 25.5" shaft	SHA2522CT	
	3" smooth Steel heavy duty tubing (1/8" wall)	11.5 lb	T2522C3S	22.25" body, 25.5" shaft	SHA2522CT	
	2.5" grooved Urethane cast over heavy duty steel tubing	8.5 lb	T2522C25CG	22.45" body, 25.5" shaft	SHA2522CT	114-5406
	2.5" smooth Urethane cast over heavy duty steel tubing	9.5 lb	T2522C25C	22.45" body, 25.5" shaft	SHA2522CT	
	2.5" smooth Steel heavy duty tubing (1/8" wall)	10 lb	T2522C25S	22.25" body, 25.5" shaft	SHA2522CT	114-5406
	2.5" grooved Urethane cast over heavy duty steel tubing	8.5 lb	T2521C25CG	21.45" body, 25.5" shaft	SHA2521CT	
	2.5" smooth Urethane cast over heavy duty steel tubing	9.5 lb	T2521C25C	21.45" body, 25.5" shaft	SHA2521CT	114-5406
	2.5" smooth Steel heavy duty tubing (1/8" wall)	10 lb	T2521C25S	21.25" body, 25.5" shaft	SHA2521CT	114-5406
	2.5" grooved Urethane cast over heavy duty steel tubing	8.5 lb	T2321A25CG	21.45" body, 23.75" shaft	SHA2321AT	
	2.5" smooth Urethane cast over heavy duty steel tubing	9.5 lb	T2321A25C	21.45" body, 23.75" shaft	SHA2321AT	
	2.5" smooth Steel heavy duty tubing (1/8" wall)	9.2 lb	T2321A25S	21.25" body, 23.75" shaft	SHA2321AT	
	2" smooth Urethane cast over heavy duty steel tubing	8 lb	T2321A2C	21.45" body, 23.75" shaft	SHA2321AT	
	2" smooth Steel extra heavy duty tubing (1/4" wall)	11.5 lb	T2321A2S	21.25" body, 23.75" shaft	SHA2321AT	
	2" smooth Steel light tubing (full shaft)	5.5 lb	T2321A2L	21.25" body, 23.75" shaft	SHA2321AT	
	3" grooved Urethane cast over heavy duty steel tubing	9 lb	T2519A3CG	19.45" body, 25" shaft	SHA2519AT	
	3" smooth Urethane cast over heavy duty steel tubing	11 lb	T2519A3C	19.45" body, 25" shaft	SHA2519AT	
	3" smooth Steel heavy duty tubing (1/8" wall)	11 lb	T2519A3S	19.25" body, 25" shaft	SHA2519AT	
	2.5" grooved Urethane cast over heavy duty steel tubing	8 lb	T2519A25CG	19.45" body, 25" shaft	SHA2519AT	
	2.5" smooth Urethane cast over heavy duty steel tubing	9 lb	T2519A25C	19.45" body, 25" shaft	SHA2519AT	
	2.5" smooth Steel heavy duty tubing (1/8" wall)	9 lb	T2519A25S	19.25" body, 25" shaft	SHA2519AT	
	2" grooved Urethane cast over heavy duty steel tubing	6.5 lb	T2519A2CGH	19.45" body, 25" shaft	SHA2519AT	
	2" smooth Urethane cast over heavy duty steel tubing	7.5 lb	T2519A2C	19.45" body, 25" shaft	SHA2519AT	
	2" smooth Steel extra heavy duty tubing (1/4" wall)	10.5 lb	T2519A2S	19.25" body, 25" shaft	SHA2519AT	
	2" smooth Steel light tubing (full shaft)	4.5 lb	T2519A2L	19.25" body, 25" shaft	SHA2519AT	
	3" grooved Urethane cast over heavy duty steel tubing	9 lb	T2319T3CG	19.45" body & 23" shaft	SHA2319TT	
	3" smooth Urethane cast over heavy duty steel tubing	11 lb	T2319T3C	19.45" body & 23" shaft	SHA2319TT	
	3" smooth Steel heavy duty tubing (1/8" wall)	11 lb	T2319T3S	19.25" body & 23" shaft	SHA2319TT	
	2.5" grooved Urethane cast over heavy duty steel tubing	8 lb	T2319A25CG	19.45" body, 23" shaft	SHA2319AT	
	2.5" smooth Urethane cast over heavy duty steel tubing	9 lb	T2319A25C	19.45" body, 23" shaft	SHA2319AT	
	2.5" smooth Steel heavy duty tubing (1/8" wall)	9 lb	T2319A25S	19.25" body, 23" shaft	SHA2319AT	
	2" grooved Urethane cast over heavy duty steel tubing	6.5 lb	T2319A2CGH	19.45" body, 23" shaft	SHA2319AT	
	2" smooth Urethane cast over heavy duty steel tubing	7.5 lb	T2319A2C	19.45" body, 23" shaft	SHA2319AT	940694
	2" smooth Steel extra heavy duty tubing (1/4" wall)	10.5 lb	T2319A2S	19.25" body, 23" shaft	SHA2319AT	940694
	2" smooth Steel light tubing (full shaft)	4.5 lb	T2319A2L	19.25" body, 23" shaft	SHA2319AT	



Toro 5500D, 6500D & 6700D FAIRWAY MOWERS - FRONT & BACK ROLLERS			(Sectional rollers with 4 bodies also available)	
3" grooved Urethane cast over heavy duty steel tubing	9.5 lb	T2722A3CG	22.45" body, 27" shaft	SHA2722AT 1009906
3" smooth Urethane cast over heavy duty steel tubing	12 lb	T2722A3C	22.45" body, 27" shaft	SHA2722AT 99-5749
3" smooth Steel heavy duty tubing (1/8" wall)	11.5 lb	T2722A3S	22.25" body, 27" shaft	SHA2722AT 99-5749
3" grooved Urethane cast over heavy duty steel tubing	9.5 lb	T2724A3CG	24.45" body, 27" shaft	SHA2724AT 114-5400
3" smooth Urethane cast over heavy duty steel tubing	12 lb	T2724A3C	24.45" body, 27" shaft	SHA2724AT 99-5749
3" smooth Steel heavy duty tubing (1/8" wall)	11.5 lb	T2724A3S	24.25" body, 27" shaft	SHA2724AT 99-5749
<b>To diminish instances of shadowing lines due to overlap of reels</b>			<b>call for proper application specifics</b>	
3 section 3" grooved Urethane with 2" wide smooth ends	9.5 lb	T2722A3CG.22C	front roller for rear mower heads-use with T2719A3C	SHA2722AT
3" smooth Urethane cast over heavy duty steel tubing	11 lb	T2719A3C	back roller for rear mower heads-use with T2722A3CG.22C	SHA2719AT
<b>(please confirm diameter of body and length of shaft required to fit BACK ROLLER)</b>				
3" grooved Urethane cast over heavy duty steel tubing	9.5 lb	T2522A3CG	22.45" body, 25.87" shaft	SHA2522AT
3" smooth Urethane cast over heavy duty steel tubing	12 lb	T2522A3C	22.45" body, 25.87" shaft	SHA2522AT
3" smooth Steel heavy duty tubing (1/8" wall)	11.5 lb	T2522A3S	22.25" body, 25.87" shaft	SHA2522AT
<b>2.5" Combination roller assemblies to diminish effect of reel overlap shadowing are available</b>			<b>call for proper application specifics</b>	
2.5" grooved Urethane cast over heavy duty steel tubing	9 lb	T2522A25CG	22.45" body, 25.87" shaft	SHA2522AT
2.5" smooth Urethane cast over heavy duty steel tubing	9.5 lb	T2522A25C	22.45" body, 25.87" shaft	SHA2522AT
2.5" smooth Steel heavy duty tubing (1/8" wall)	10 lb	T2522A25S	22.25" body, 25.87" shaft	SHA2522AT
2.5" grooved Urethane cast over heavy duty steel tubing	9 lb	T2422A25CG	22.45" body, 24.5" shaft	SHA2422AT
2.5" smooth Urethane cast over heavy duty steel tubing	9.5 lb	T2422A25C	22.45" body, 24.5" shaft	SHA2422AT
2.5" smooth Steel heavy duty tubing (1/8" wall)	10 lb	T2422A25S	22.25" body, 24.5" shaft	SHA2422AT
2.5" grooved Urethane cast over heavy duty steel tubing	8.5 lb	T2421A25CG	21.45" body, 24.5" shaft	SHA2421AT
2.5" smooth Urethane cast over heavy duty steel tubing	9.5 lb	T2421A25C	21.45" body, 24.5" shaft	SHA2421AT
2.5" smooth Steel heavy duty tubing (1/8" wall)	10 lb	T2421A25S	21.25" body, 24.5" shaft	SHA2421AT
2.5" grooved Urethane cast over heavy duty steel tubing	8 lb	T2519A25CG	19.45" body, 25" shaft	SHA2519AT
2.5" smooth Urethane cast over heavy duty steel tubing	9 lb	T2519A25C	19.45" body, 25" shaft	SHA2519AT
2.5" smooth Steel heavy duty tubing (1/8" wall)	9 lb	T2519A25S	19.25" body, 25" shaft	SHA2519AT
2.5" grooved Urethane cast over heavy duty steel tubing	8 lb	T2419A25CG	19.45" body, 24.5" shaft	SHA2419AT
2.5" smooth Urethane cast over heavy duty steel tubing	9 lb	T2419A25C	19.45" body, 24.5" shaft	SHA2419AT
2.5" smooth Steel heavy duty tubing (1/8" wall)	9 lb	T2419A25S	19.25" body, 24.5" shaft	SHA2419AT
<b>Toro SIDEWINDER 27" REEL MOWERS: 2000D, 2300D, 3100D &amp; 216 - FRONT &amp; BACK ROLLERS</b>			<b>(Sectional rollers with 4 bodies also available)</b>	
2.5" grooved Urethane cast over heavy duty steel tubing	10 lb	T3026D25CG	26.45" body, 30" shaft	SHA3026DT 92-7410, 104-1385
2.5" smooth Urethane cast over heavy duty steel tubing	11 lb	T3026D25C	26.45" body, 30" shaft	SHA3026DT 61-0410
2.5" smooth Steel heavy duty tubing (1/8" wall)	11.5 lb	T3026D25S	26.25" body, 30" shaft	SHA3026DT 61-0410
3" grooved Urethane cast over heavy duty steel tubing	12.5 lb	T3026D3CG	26.45" body, 30" shaft	SHA3026DT
3" smooth Urethane cast over heavy duty steel tubing	13 lb	T3026D3C	26.45" body, 30" shaft	SHA3026DT
3" smooth Steel heavy duty tubing (1/8" wall)	13 lb	T3026D3S	26.25" body, 30" shaft	SHA3026DT
2.5" grooved Urethane cast over heavy duty steel tubing	10.3 lb	T3227D25CG	27.45" body, 32" shaft	front 114-9383, back 112-8915
2.5" smooth Urethane cast over heavy duty steel tubing	11 lb	T3227D25C	27.45" body, 32" shaft	front 114-9383, back 112-8915
3" grooved Urethane cast over heavy duty steel tubing	12.8 lb	T3227D3CG	27.45" body, 32" shaft	front 114-9383, back 112-8915
3" smooth Urethane cast over heavy duty steel tubing	13.3 lb	T3227D3C	27.45" body, 32" shaft	front 114-9383, back 112-8915
3" smooth Steel heavy duty tubing (1/8" wall)	13.3 lb	T3227D3S	27.25" body, 32" shaft	front 114-9383, back 112-8915
<b>Toro SIDEWINDER 32" REEL MOWERS: 3100D &amp; 2600D &amp; 2300D - FRONT ROLLER (check length of body and shaft to match your requirements)</b>				
3" grooved Urethane cast over heavy duty steel tubing	14 lb	T3431U3CG	31.45" body, 34.5" shaft	SHA3431UT 94-4993, 104-1388
3" smooth Steel heavy duty tubing (1/8" wall)	15 lb	T3431U3S	31.25" body, 34.5" shaft	SHA3431UT
3" grooved Urethane cast over heavy duty steel tubing	14 lb	T3632U3CG	32.45" body, 36" shaft	SHA3632UT 94-4993, 104-1388
3" smooth Steel heavy duty tubing (1/8" wall)	15 lb	T3632U3S	32.25" body, 36" shaft	SHA3632UT
2.5" smooth Steel heavy duty tubing (1/8" wall)	12.5 lb	T3431U25S	31.25" body, 34.5" shaft	SHA3431UT
<b>Toro SIDEWINDER 32" REEL MOWERS: 3100D &amp; 2600D &amp; 2300D - BACK ROLLER</b>				
3" smooth Urethane cast over heavy duty steel tubing	15 lb	T3429U3C	29.45" body, 34.5" shaft	SHA3429UT
3" smooth Steel heavy duty tubing (1/8" wall)	14.5 lb	T3429U3S	29.25" body, 34.5" shaft	SHA3429UT
2.5" smooth Urethane cast over heavy duty steel tubing	12.5 lb	T3429U25C	29.45" body, 34.5" shaft	SHA3429UT 94-4982
2.5" smooth Steel heavy duty tubing (1/8" wall)	12.5 lb	T3429U25S	29.25" body, 34.5" shaft	SHA3429UT 94-4982
<b>Toro REEL MOWERS: 4500D, 4300D, 4000D, 3500D, 450D, 335D &amp; 350D - FRONT ROLLER</b>				
3" grooved Urethane cast over heavy duty steel tubing	14.5 lb	T3732K3CG	Replacement for OEM rollers with 36" or 37" shaft	SHA3732KT
3" smooth Steel heavy duty tubing (1/8" wall)	16 lb	T3732K3S	Replacement for OEM rollers with 36" or 37" shaft	SHA3732KT
3" grooved Urethane cast over heavy duty steel tubing	13.5 lb	T3229T3CG	Replacement for OEM rollers with 32" shaft	SHA3229TT
3" smooth Urethane cast over heavy duty steel tubing	15 lb	T3229T3C	Replacement for OEM rollers with 32" shaft	SHA3229TT
3" smooth Steel heavy duty tubing (1/8" wall)	15 lb	T3229T3S	Replacement for OEM rollers with 32" shaft	SHA3229TT
<b>Toro REEL MOWERS: 4500D, 4000D, 3500D, 450D, 335D, &amp; 350D - BACK ROLLER</b>				
3" smooth Urethane cast over heavy duty steel tubing	15 lb	T3429K3C	29.45" body	SHA3429KT
3" smooth Steel heavy duty tubing (1/8" wall)	15 lb	T3429K3S	29.25" body	SHA3429KT
3.5" smooth Urethane cast over heavy duty steel tubing	18 lb	T3429K7C	29.45" body	SHA3429KT 59-5630
4" smooth Urethane cast over heavy duty steel tubing	30 lb	T3429K4C	29.45" body	SHA3429KT
4" smooth Steel heavy duty tubing (1/8" wall)	29 lb	T3429K4S	29.25" body	SHA3429KT
<b>Toro REEL MOWERS: SPARTAN FAIRWAY, REELMASTER GANG, TURF PRO &amp; PARKMASTER GANG</b>				
3" smooth Urethane cast over heavy duty steel tubing	14 lb	T3227J3C	27.45" body	SHA3227JT
3" smooth Steel heavy duty tubing (1/8" wall)	13.5 lb	T3227J3S	27.25" body	SHA3227JT 8-3990
3.5" smooth Urethane cast over heavy duty steel tubing	17 lb	T3227J7C	27.45" body	SHA3227JT 8-3990, 5-3939
4" smooth Steel heavy duty tubing (1/8" wall)	27 lb	T3227J4S	27.25" body	SHA3227JT
<b>Toro ROTARY DECK 4500D, 4700D, 3500D &amp; 3505D - FRONT ROLLER (includes our Competition™ bearings, seals and roller shaft)</b>				
5" grooved Urethane cast over steel tubing w/ bearings/seals	5 lb	T0505G5CG3	do not need OEM 5/8" dia. bolt	SHA0505GT 104-1092 + 115-3412
5" smooth Urethane over steel tubing (5.2" wide body)	5 lb	T0505G5C	do not need OEM 5/8" dia. bolt	SHA0505GT 104-1092 + 115-3412+115-3418
<b>Toro ROTARY DECK 4500D, 4700D, 3500D &amp; 3505D - BACK ROLLER</b>				
5 bodies 3" grooved Urethane over steel tubing (5 x 5.2" wide bodies)	13.5 lb	T3329A3CG5	non-stripping, for tight turns & ground undulations	SHA3329ATN5
5 bodies 3" smooth Urethane over steel tubing (5 x 5.2" wide bodies)	14 lb	T3329A3C5	non-stripping, for tight turns & ground undulations	SHA3329ATN5
2 bodies 3" grooved Urethane over steel tubing (2 x 5.2" wide bodies)	10.5 lb	T3305A3CGt	non-stripping, allows better air flow	SHA3305ATN
2 bodies 3" smooth Urethane over steel tubing (2 x 4" wide bodies)	11 lb	T3304A3Ct	non-stripping, allows better air flow	SHA3304ATN
2 bodies 3" smooth Steel heavy duty tubing (2 x 4" wide bodies)	12 lb	T3304A3St	non-stripping, allows better air flow	SHA3304ATN
3" grooved Urethane cast over heavy duty steel tubing	13.5 lb	T3329A3CG	non-stripping, allows better air flow	SHA3329AT
3" smooth Urethane cast over heavy duty steel tubing	15 lb	T3329A3C	29.45" body	SHA3329AT 112-5265
3" smooth Steel heavy duty tubing (1/8" wall)	15 lb	T3329A3S	29.25" body	SHA3329AT 112-5265
3.5" smooth Urethane cast over heavy duty steel tubing	18 lb	T3329A7C	29.45" body	SHA3329AT
<b>Toro ROTARY DECK 4300D - FRONT ROLLER (with extended shaft) (includes our Competition™ bearings, seals and roller shaft)</b>				
5" grooved Urethane cast over steel tubing w/ bearings/seals	5 lb	T0705G5CG3	3 large machined grooves in roller body	SHA0705GT 115-3418 + 114-0430
5" smooth Urethane over steel tubing (5.2" wide body)	5.5 lb	T0705G5C	do not need OEM 5/8" dia. bolt	SHA0705GT 115-3418 + 114-0430
<b>Toro ROTARY DECK 4300D - BACK ROLLER (3.5" dia. rollers may be available-please call)</b>				
4 bodies 3" grooved Urethane over steel tubing (4 x 5.2" wide bodies)	12.5 lb	T2824K3CG4	non-stripping, for tight turns & ground undulations	SHA2824KTN4
4 bodies 3" smooth Urethane over steel tubing (4 x 5.2" wide bodies)	13.5 lb	T2824K3C4	non-stripping, for tight turns & ground undulations	SHA2824KTN4
2 bodies 3" grooved Urethane over steel tubing (2 x 5.2" wide bodies)	10.5 lb	T2805K3CGt	non-stripping, allows better air flow	SHA2805KTN
2 bodies 3" smooth Urethane over steel tubing (2 x 4" wide bodies)	11 lb	T2804K3Ct	non-stripping, allows better air flow	SHA2804KTN
2 bodies 3" smooth Steel heavy duty tubing (2 x 4" wide bodies)	12 lb	T2804K3St	non-stripping, allows better air flow	SHA2804KTN
3" grooved Urethane cast over heavy duty steel tubing	11 lb	T2824K3CG	24.45" body	SHA2824KT
3" smooth Urethane cast over heavy duty steel tubing	12 lb	T2824K3C	24.45" body	SHA2824KT 108-7387
3" smooth Steel heavy duty tubing (1/8" wall)	11 lb	T2824K3S	24.25" body	SHA2824KT 108-7387

**for RANSOMES mowers**

**RANSOMES ALL 22" GREENSPLEX & E-PLEX - FRONT ROLLER**

4 bodies 2" smooth Urethane over steel tubing (4 x 5.55" wide bodies)	8.5 lb R2522A2C4	4 independent roller bodies @22.3" oal on a shaft	SHA2522AJN4	
4 bodies 2" smooth steel extra duty tubing (4 x 5.55" wide bodies)	12 lb R2522A2S4	4 independent roller bodies @22.3" oal on a shaft	SHA2522AJN4	
4 bodies 2.5" grooved Urethane over steel: 1" crests etc (5.55" bodies)	10.5 lb R2522A25CG4	4 independent roller bodies @22.3" oal on a shaft	SHA2522AJN4	68673
4 bodies 2.5" smooth Urethane over steel tubing (4 x 5.55" wide bodies)	8.5 lb R2522A25C4	4 independent roller bodies @22.3" oal on a shaft	SHA2522AJN4	
2" grooved Urethane cast over heavy duty steel tubing	7.5 lb R2522A2CGH	22.45" body	SHA2522AJ	68527
2" smooth Urethane cast over heavy duty steel tubing	8 lb R2522A2C	22.45" body	SHA2522AJ	
2" smooth Steel extra heavy duty tubing (1/4" wall)	11.5 lb R2522A2S	22.25" body	SHA2522AJ	68641
2" smooth Steel light tubing (full shaft)	5.5 lb R2522A2L	22.25" body	SHA2522AJ	1004991, 68530
2.5" grooved Urethane cast over heavy duty steel tubing	9 lb R2522A25CG	22.45" body	SHA2522AJ	
2.5" smooth Urethane cast over heavy duty steel tubing	9.5 lb R2522A25C	22.45" body	SHA2522AJ	
2.5" smooth Steel heavy duty tubing (1/8" wall)	10 lb R2522A25S	22.25" body	SHA2522AJ	

**RANSOMES 300 & 500 GREENSMOWERS - BACK ROLLER**

4 bodies 2" smooth Urethane over steel tubing (4 x 5.55" wide bodies)	8.5 lb R2422S2C4	4 independent bodies @22.3" oal on a shaft with 3/8"-24 taps	SHA2422SJN4	
4 bodies 2" smooth steel extra duty tubing (4 x 5.55" wide bodies)	12 lb R2422S2S4	4 independent bodies @22.3" oal on a shaft with 3/8"-24 taps	SHA2422SJN4	
4 bodies 2" smooth Urethane over steel tubing (4 x 5.55" wide bodies)	8.5 lb R2422G2C4	4 independent bodies @22.3" oal on a shaft with 7/16"-20 taps	SHA2422GJN4	
4 bodies 2" smooth steel extra duty tubing (4 x 5.55" wide bodies)	12 lb R2422G2S4	4 independent bodies @22.3" oal on a shaft with 7/16"-20 taps	SHA2422GJN4	
2" grooved Urethane cast over heavy duty steel tubing	7.5 lb R2422S2CGH	22.45" body, 3/8"-24 taps in shaft ends	SHA2422SJ	
2" smooth Urethane cast over heavy duty steel tubing	8 lb R2422S2C	22.45" body, 3/8"-24 taps in shaft ends	SHA2422SJ	LMSE079
2" smooth Steel extra heavy duty tubing (1/4" wall)	11.5 lb R2422S2S	22.25" body, 3/8"-24 taps in shaft ends	SHA2422SJ	1000770
2" smooth Steel light tubing (full shaft)	5.5 lb R2422S2L	22.25" body, 3/8"-24 taps in shaft ends	SHA2422SJ	1004990
2" grooved Urethane cast over heavy duty steel tubing	7.5 lb R2422G2CGH	22.45" body, 7/16"-20 taps in shaft ends	SHA2422GJ	
2" smooth Urethane cast over heavy duty steel tubing	8 lb R2422G2C	22.45" body, 7/16"-20 taps in shaft ends	SHA2422GJ	
2" smooth Steel extra heavy duty tubing (1/4" wall)	11.5 lb R2422G2S	22.25" body, 7/16"-20 taps in shaft ends	SHA2422GJ	
2" smooth Steel light tubing (full shaft)	5.5 lb R2422G2L	22.25" body, 7/16"-20 taps in shaft ends	SHA2422GJ	

**RANSOMES MOTOR 180D, 180 TRIPLEX & TRIPLE 18 - ALL ROLLERS**

2.5" grooved Urethane cast over heavy duty steel tubing	9 lb R2826G25CG	7/16"-20 taps in shaft ends	SHA2826GR	
2.5" smooth Urethane cast over heavy duty steel tubing	11.5 lb R2826G2S	7/16"-20 taps in shaft ends	SHA2826GR	A896305
2.5" smooth Steel heavy duty tubing (1/8" wall)	12 lb R2826G25S	7/16"-20 taps in shaft ends	SHA2826GR	A896305

**RANSOMES 250 LIGHTWEIGHT FAIRWAY - 33 HP/ 6" DIA. REELS - ALL ROLLERS**

3" grooved Urethane cast over heavy duty steel tubing	13 lb R2722R3CG		SHA2722RR	
3" smooth Urethane cast over heavy duty steel tubing	15 lb R2722R3C		SHA2722RR	
3" smooth Steel heavy duty tubing	15 lb R2722R3S		SHA2722RR	

**RANSOMES 250 LIGHTWEIGHT FAIRWAY - 28 HP/ 2WD REELS - FRONT ROLLER**

3" grooved Urethane cast over heavy duty steel tubing	13 lb R2622A3CG		SHA2622AR	
3" smooth Urethane cast over heavy duty steel tubing	15 lb R2622A3C		SHA2622AR	
3" smooth Steel heavy duty tubing	15 lb R2622A3S		SHA2622AR	

**RANSOMES 250 LIGHTWEIGHT FAIRWAY - 23 HP/ 5" DIA. REELS - FRONT ROLLER**

3" grooved Urethane cast over heavy duty steel tubing	13 lb R2722A3CG		SHA2722AR	2206098
3" smooth Urethane cast over heavy duty steel tubing	15 lb R2722A3C		SHA2722AR	2206099
3" smooth Steel heavy duty tubing	15 lb R2722A3S		SHA2722AR	2206099

**RANSOMES 250 LIGHTWEIGHT FAIRWAY - 23 HP/ 5" DIA. REELS - BACK ROLLER**

2.5" grooved Urethane cast over heavy duty steel tubing	9 lb R2421S25CG	3/8"-24 taps in shaft ends	SHA2421SJ	
2.5" smooth Urethane cast over heavy duty steel tubing	9.5 lb R2421S25C	3/8"-24 taps in shaft ends	SHA2421SJ	
2.5" smooth Steel extra heavy duty tubing (1/4" wall)	10 lb R2421S25S	3/8"-24 taps in shaft ends	SHA2421SJ	
2.5" grooved Urethane cast over heavy duty steel tubing	9 lb R2421G25CG	7/16"-20 taps in shaft ends	SHA2421GJ	
2.5" smooth Urethane cast over heavy duty steel tubing	8 lb R2421G25C	7/16"-20 taps in shaft ends	SHA2421GJ	
2.5" smooth Steel extra heavy duty tubing (1/4" wall)	12 lb R2421G25S	7/16"-20 taps in shaft ends	SHA2421GJ	

**RANSOMES 26" FAIRWAY 300, 305, 405 & 26" T-PLEX 185D - ALL ROLLERS**

3" grooved Urethane cast over heavy duty steel tubing	13 lb R3026T3CG		SHA3026TR	
3" smooth Urethane cast over heavy duty steel tubing	15 lb R3026T3C		SHA3026TR	
3" smooth Steel heavy duty tubing	15 lb R3026T3S		SHA3026TR	

**RANSOMES 30" T-PLEX 185D - ALL ROLLERS**

3" grooved Urethane cast over heavy duty steel tubing	13 lb R3429T3CG		SHA3429TR	LMSE080
3" smooth Urethane cast over heavy duty steel tubing	15 lb R3429T3C		SHA3429TR	LMSE079
3" smooth Steel heavy duty tubing	15 lb R3429T3S		SHA3429TR	

**RANSOMES 350D, 213D, 465, 5/3 MOTOR, 5 MOUNTED, 5/7 & 340 (27" REEL) - ALL ROLLERS**

2.5" grooved Urethane cast over heavy duty steel tubing	9 lb R3127G25CG	27.45" body, 31 .62" shaft w/ 7/16"-20 taps	SHA3127GR	
2.5" smooth Urethane cast over heavy duty steel tubing	11.2 lb R3127G25C	27.45" body, 31 .62" shaft w/ 7/16"-20 taps	SHA3127GR	LMAA356, 71091
2.5" smooth Steel extra heavy duty tubing (1/4" wall)	12 lb R3127G25S	27.25" body, 31 .62" shaft w/ 7/16"-20 taps	SHA3127GR	LMAA356, 71091
3" grooved Urethane cast over heavy duty steel tubing	12.4 lb R3529A3CG	29.45" body, 35" shaft	SHA3529AR	MBE0852B, 500638, 500630
3" smooth Urethane cast over heavy duty steel tubing	15 lb R3529A3C	29.45" body, 35" shaft	SHA3529AR	
3" smooth Steel heavy duty tubing	15 lb R3529A3S	29.25" body, 35" shaft	SHA3529AR	

**RANSOMES ROTARY AR-250, AR-2500 DECK - BACK ROLLER**

3.5" smooth Urethane cast over heavy duty steel tubing	27 lb R2722X2C	22.45" body	SHA2722XR	4115430, 2206195
4" smooth Urethane cast over heavy duty steel tubing	23 lb R2722X4C	22.45" body	SHA2722XR	4115430, 2206195
4" smooth Steel heavy duty tubing (1/8" wall)	27 lb R2722X4S	22.45" body	SHA2722XR	4115430, 2206195

## for TRU-TURF Greens Golf Rollers

Tru-Turf Smoothing Heads Rollers for RS48-11E machine					
2.5" smooth Urethane cast over heavy duty steel tubing 22.45"	9.5 lb	T2222S25C	22.45" body	SHA2222ST	R8217
2.5" smooth Steel heavy duty tubing (1/8" wall) 22.25"	9.2 lb	T2222S25S	22.25" body	SHA2222ST	R8217
Tru-Turf Smoothing Heads Rollers for RB48-11A machine					
2.5" smooth Urethane cast over heavy duty steel tubing 22.45"	9.5 lb	T2222R25C	22.45" body short rollers (4 per machine)	SHA2222RT	
2.5" smooth Steel heavy duty tubing (1/8" wall) 22.25"	9.2 lb	T2222R25S	22.25" body short rollers (4 per machine)	SHA2222RT	
2.5" smooth Urethane cast over heavy duty steel tubing 24.45"	10 lb	T2524R25C	24.45" body long rollers (2 per machine)	SHA2222RT	
2.5" smooth Steel heavy duty tubing (1/8" wall) 24.25"	9.6 lb	T2524R25S	24.25" body long rollers (2 per machine)	SHA2222RT	
Tru-Turf Smoothing Heads Rollers for R50-11 machine					
2.5" smooth Urethane cast over heavy duty steel tubing 22.45"	9.5 lb	T2222Y25C	22.45" body short rollers (4 per machine)	SHA2222YT	
2.5" smooth Steel heavy duty tubing (1/8" wall) 22.25"	9.2 lb	T2222Y25S	22.25" body short rollers (4 per machine)	SHA2222YT	
2.5" smooth Urethane cast over heavy duty steel tubing 24.45"	10 lb	T2524Y25C	24.45" body long rollers (2 per machine)	SHA2524YT	
2.5" smooth Steel heavy duty tubing (1/8" wall) 24.25"	9.6 lb	T2524Y25S	24.25" body long rollers (2 per machine)	SHA2524YT	
Tru-Turf Smoothing Heads Rollers for GR39 machine					
2.5" smooth Urethane cast over heavy duty steel tubing 39.5"		T3939S25C	39.45" body	SHA3939ST	
2.5" smooth Steel heavy duty tubing (1/8" wall) 39.5"		T3939S25S	39.25" body	SHA3939ST	
Tru-Turf Smoothing Heads Rollers for TR700C machine					
2.5" smooth Urethane cast over heavy duty steel 39.5" 2 bodies		T3939S25C2	2 body assembly at 39.5" total length	SHA3939ST	G7018 & G7049
2.5" smooth Steel heavy duty tubing (1/8" wall) 39.5" 2 bodies	15.5 lb	T3939S25S2	2 body assembly at 39.5" total length	SHA3939ST	G7018 & G7049
Tru-Turf Smoothing Heads Rollers for R52 machine					
2.5" smooth Urethane cast over heavy duty steel tubing 18.45"	9 lb	T1818S25C	18.45" body	SHA1818ST	E7149
2.5" smooth Steel heavy duty tubing (1/8" wall) 18.25"	8.7 lb	T1818S25S	18.25" body	SHA1818ST	E7149
Tru-Turf Smoothing Heads Rollers for TR66 Spikes machine					
2.5" smooth Urethane cast over heavy duty steel tubing 22.45"	9.5 lb	TT2422S25C	22.45" body, 24.25" shaft	SHA2422STT	T3005
2.5" smooth Steel heavy duty tubing (1/8" wall) 22.25"	9.2 lb	TT2422S25S	22.25" body, 24.25" shaft	SHA2422STT	T3005

## for SISIS

Sisis Flexi-400 - ALL ROLLERS					
3" smooth Urethane cast over heavy duty steel tubing	11.6 lb	S2524S3C	24.45" body	SHA2524SS	
3" smooth Steel heavy duty tubing	12 lb	S2524S3S	24.25" body	SHA2524SS	
3.5" smooth Urethane cast over heavy duty steel tubing	16 lb	S2524S7C	24.45" body	SHA2524SS	
Sisis Veemo MK2 Verticutter - ALL ROLLERS					
3" smooth Urethane cast over heavy duty steel tubing	15 lb	S3029G3C	29.45" body	SHA3029GS	
3" smooth Steel heavy duty tubing	15 lb	S3029G3S	29.25" body	SHA3029GS	

## for DENNIS

Dennis Walking mower - ALL ROLLERS (handlebar bushings needed)					
3.5" smooth Urethane cast over heavy duty steel tubing	21 lb	D3834G7C		SHA3834GD	
Handlebar bushing (2 per roller)		2SLEEVE 1.25x.5x1.2 PU			

## for SHIBAURA & HUSTLER

Shibaura G EXE 26 Greens Mower (Sectional rollers with 4 bodies also available)					
2.5" grooved Urethane cast over heavy duty steel tubing	10 lb	S2826P25CG	26.45" body, 28.375" shaft	SHA2826PS	
2.5" smooth Urethane cast over heavy duty steel tubing	12.5 lb	S2826P25C	26.45" body, 28.375" shaft	SHA2826PS	
2.5" smooth Steel heavy duty tubing (1/8" wall)	12.5 lb	S2826P25S	26.25" body, 28.375" shaft	SHA2826PS	
2" smooth Urethane cast over heavy duty steel tubing	8.5 lb	S2826P2C	26.45" body, 28.375" shaft	SHA2826PS	
2" smooth Steel heavy duty tubing (1/4" wall)	12 lb	S2826P2S	26.25" body, 28.375" shaft	SHA2826PS	
Shibaura G Flow22 & MG70 & Hustler GM1500 Greens Mower (Sectional rollers with 4 bodies also available)					
2.5" grooved Urethane cast over heavy duty steel tubing	9 lb	S2522P25CG	22.45" body, 25.75" shaft	SHA2522PS	
2.5" smooth Urethane cast over heavy duty steel tubing	11.5 lb	S2522P25C	22.45" body, 25.75" shaft	SHA2522PS	
2.5" smooth Steel heavy duty tubing (1/8" wall)	12 lb	S2522P25S	22.25" body, 25.75" shaft	SHA2522PS	
2" grooved Urethane cast over heavy duty steel tubing	7.5 lb	S2522P2CGH	22.45" body, 25.75" shaft	SHA2522PS	
2" smooth Urethane cast over heavy duty steel tubing	8 lb	S2522P2C	22.45" body, 25.75" shaft	SHA2522PS	
2" smooth Steel heavy duty tubing (1/4" wall)	11.5 lb	S2522P2S	22.25" body, 25.75" shaft	SHA2522PS	
Shibaura SR525 Fairway & Hustler 7500 & 7700 Fairway (Sectional rollers with 4 bodies also available)					
3" grooved Urethane cast over heavy duty steel tubing	10.5 lb	S2522P3CG	22.45" body, 25.75" shaft	SHA2522PS	A72010351
3" smooth Urethane cast over heavy duty steel tubing	12.5 lb	S2522P3C	22.45" body, 25.75" shaft	SHA2522PS	A72010351
3" smooth Steel heavy duty tubing (1/8" wall)	12.5 lb	S2522P3S	22.25" body, 25.75" shaft	SHA2522PS	A72010351
Shibaura SR370 (Sectional rollers with 4 bodies also available)					
3" grooved Urethane cast over heavy duty steel tubing	12.5 lb	S2926P3CG	26.45" body, 29.75" shaft	SHA2926PS	
3" smooth Urethane cast over heavy duty steel tubing	14 lb	S2926P3C	26.45" body, 29.75" shaft	SHA2926PS	
3" smooth Steel heavy duty tubing (1/8" wall)	14 lb	S2926P3S	26.25" body, 29.75" shaft	SHA2926PS	

## for BARONESS

Baroness LM66T Greens - ALL ROLLERS					
2.5" grooved Urethane cast over heavy duty steel tubing	13 lb	B2725H25CG	25.45" body	SHA2725HK	
2.5" smooth Urethane cast over heavy duty steel tubing	15 lb	B2725H25C	25.45" body	SHA2725HK	
2.5" smooth Steel heavy duty tubing	15 lb	B2725H25S	25.45" body	SHA2725HK	
Baroness LM185 - ALL ROLLERS					
3" grooved Urethane cast over heavy duty steel tubing	13 lb	B3027K3CG	27.45" body	SHA3027KK	
3" smooth Urethane cast over heavy duty steel tubing	15 lb	B3027K3C	27.45" body	SHA3027KK	
3" smooth Steel heavy duty tubing	15 lb	B3027K3S	27.25" body	SHA3027KK	
Baroness LM2700 Fairway - ALL ROLLERS					
3" grooved Urethane cast over heavy duty steel tubing	13 lb	B2727G3CG	27.45" body	SHA2727GK	
3" smooth Urethane cast over heavy duty steel tubing	15 lb	B2727G3C	27.45" body	SHA2727GK	
3" smooth Steel heavy duty tubing	15 lb	B2727G3S	27.25" body	SHA2727GK	
3.5" smooth Urethane cast over heavy duty steel tubing	18 lb	B2727G7C	27.45" body	SHA2727GK	
4" smooth Urethane cast over heavy duty steel tubing	23 lb	B2727G4C	27.45" body	SHA2727GK	

## for VENTRAC

Ventrac MJ840 Contour Deck Rotary Mower						
	3" smooth Urethane cast over heavy duty steel tubing	11.8 lb	V2422S3C	only available through Venture Products	SHA2422SV	Competition2 upgrade
	3" smooth Steel heavy duty tubing (1/8" wall)	11.4 lb	V2422S3S	22.05" body	SHA2422SV	\$83
2 bodies	3" grooved Urethane over steel tubing (2 x 4" wide bodies)	8 lb	V2404S3CGt	non-stripping, allows better air flow	SHA2404SVN	\$83
2 bodies	3" smooth Urethane over steel tubing (2 x 4" wide bodies)	8 lb	V2404S3Ct	non-stripping, allows better air flow	SHA2404SVN	\$83 Competition2 upgrade
2 bodies	3" smooth Urethane over steel tubing (2 x 4" wide bodies)	8 lb	V2404S3Ct	non-stripping, allows better air flow	SHA2404SVN	\$83
2 bodies	3" smooth Steel heavy duty tubing (2 x 4" wide bodies)	10 lb	V2404S3St	non-stripping, allows better air flow	SHA2404SVN	\$83
Ventrac MR740 Triplex Reel Mower						
	3" grooved Urethane cast over heavy duty steel tubing	9.5 lb	V2827G3CG	27.45" body	SHA2827GV	\$68
	3" smooth Urethane cast over heavy duty steel tubing	11.5 lb	V2827G3C	27.45" body	SHA2827GV	\$68
	3" smooth Steel heavy duty tubing (1/8" wall)	11.2 lb	V2827G3S	27.25" body	SHA2827GV	\$68

## for NATIONAL

National 68 & 84 TRIPLEX & PTO GANG - 30" REELS						
	3" grooved Urethane cast over heavy duty steel tubing	13 lb	N3429I3CG	29.45" body	SHA3429IN	\$68
	3" smooth Urethane cast over heavy duty steel tubing	15 lb	N3429I3C	29.45" body	SHA3429IN	\$68
	3" smooth Steel heavy duty tubing	15 lb	N3429I3S	29.25" body	SHA3429IN	\$68
	3.5" smooth Urethane cast over heavy duty steel tubing	18 lb	N3429I7C	29.45" body	SHA3429IN	\$68
	4" smooth Urethane cast over heavy duty steel tubing	23 lb	N3229I4C	29.45" body	SHA3229IN	\$68
	4" smooth Steel heavy duty tubing	19 lb	N3429I4S	29.25" body	SHA3229IN	\$68
National 68 & 84 TRIPLEX & PTO GANG - 25" OUTSIDE REELS						
	3" smooth Urethane cast over heavy duty steel tubing	11 lb	N2420I3C	20.45" body	SHA2420IN	\$68
	3" smooth Steel heavy duty tubing	11 lb	N2420I3S	20.25" body	SHA2420IN	\$68
	3.5" smooth Urethane cast over heavy duty steel tubing	13 lb	N2420I7C	20.45" body	SHA2420IN	\$68

## for BUNTON

Bunton 22" WALKING GREENSMOWERS - FRONT (Sectional rollers with 4 bodies also available)						
	2" grooved Urethane cast over heavy duty steel tubing	7.5 lb	B2422P2CGH	22.45" body	SHA2422PB	\$80
	2" smooth Urethane cast over heavy duty steel tubing	8 lb	B2422P2C	22.45" body	SHA2422PB	\$80
	2" smooth Steel extra heavy duty tubing (1/4" wall)	11.5 lb	B2422P2S	22.25" body	SHA2422PB	\$80
	2" smooth Steel light tubing (full shaft)	5 lb	B2422P2L	22.25" body	SHA2422PB	\$80
	2.5" grooved Urethane cast over heavy duty steel tubing	9 lb	B2422P25CG	22.45" body	SHA2422PB	\$80
	2.5" smooth Urethane cast over heavy duty steel tubing	9.5 lb	B2422P25C	22.45" body	SHA2422PB	\$80
	2.5" smooth Steel extra heavy duty tubing (1/4" wall)	10 lb	B2422P25S	22.25" body	SHA2422PB	\$80
Bunton 26" WALKING GREENSMOWER - FRONT (Sectional rollers with 4 bodies also available)						
	2.5" grooved Urethane cast over heavy duty steel tubing	10 lb	B2726P25CG	26.45" body	SHA2726PB	\$80
	2.5" smooth Urethane cast over heavy duty steel tubing	10.5 lb	B2726P25C	26.45" body	SHA2726PB	\$80
	2.5" smooth Steel extra heavy duty tubing (1/4" wall)	11 lb	B2726P25S	26.25" body	SHA2726PB	\$80
Bunton 30" FAIRWAY GANG MOWER - FRONT & BACK ROLLERS						
	3" grooved Urethane cast over heavy duty steel tubing	13 lb	B3629H3CG	29.45" body	SHA3629HB	\$80
	3" smooth Urethane cast over heavy duty steel tubing	15 lb	B3629H3C	29.45" body	SHA3629HB	\$80
	3" smooth Steel heavy duty tubing	15 lb	B3629H3S	29.25" body	SHA3629HB	\$80
	3.5" smooth Urethane cast over heavy duty steel tubing	18 lb	B3629H7C	29.25" body	SHA3629HB	\$80

## for KESMAC

Kesmac GANG MOWER - ALL ROLLERS						
	3" grooved Urethane cast over heavy duty steel tubing	13 lb	K3227A3CG	27.45" body	SHA3227AK	\$80
	3" smooth Urethane cast over heavy duty steel tubing	15 lb	K3227A3C	27.45" body	SHA3227AK	\$80
	3" smooth Steel heavy duty tubing	15 lb	K3227A3S	27.25" body	SHA3227AK	\$80
	3.5" smooth Urethane cast over heavy duty steel tubing	18 lb	K3227A7C	27.45" body	SHA3227AK	\$80
	4" smooth Urethane cast over heavy duty steel tubing	23 lb	N3227A4C	27.45" body	SHA3227AK	\$80

Don't see your machine listed? Call us about the possible roller options for your equipment.

# GOLFCO INTERNATIONAL COMPETITION ROLLERS™ 2023

## Competition Roller™ Upgrade Options

### Upgrade to Stainless Steel Bearings on Competition Rollers™

BU-COMPSS



### Upgrade to Double Row Bearings as our Competition2 Rollers™

- upgrade select Competition Rollers™ to double row bearings with black oxide finish (per body)
- available for most rollers > 2" diameter (requires specially machined inner steel tube bearing housings)

(designate by adding "2" to front of roller part number)

### Add Grease Fittings (set of 2 special flush mount grease fittings)

- grease fittings (set of two) for new Competition Rollers™ or new overhaul kits
- special yellow end seal (set of two) to accommodate grease fitting without new bearing kits

GFFD316SET  
2SEAL16CUGF SET



### Bearing Installation Tool Set

- set of 2 tools - aids in installing bearings into roller housing and onto shaft

2TOOLSET



### Super Duty solid one piece Polyurethane Soft Blow Mallet

- unique utility to add to your tool box

#MALLET1



## Competition Roller™ Overhaul Kits - \*ORIGINAL STYLE\*



Standard overhaul kit for all single body rollers (except "H" style 2" grooved)  
(with 2 alloy steel bearings, 6 seals, 2 stainless washers & 4 retainers)

OHCOMP

Stainless steel bearing overhaul kit for all single body rollers (except "H" style 2" grooved)  
(with 2 stainless bearings, 6 seals, 2 stainless washers & 4 retainers)

OHCOMPSS

Overhaul kit for new "H" style 2" dia. grooved rollers shipped after 9/26/19  
(with 2 alloy steel bearings, 6 seals, 2 stainless washers & 4 retainers)

OHCOMPH

Overhaul kit for twin body roller assemblies (one kit per body - call to confirm)

OHCOMPnt

Overhaul kit for 3 & 4 body roller assemblies (one kit per body - call to confirm)

OHCOMPN4

## Competition2 Roller™ Overhaul Kits \*SERIES 2\* with Double-Row Bearings

Kit with Double-Row Bearings with corrosion resistant black oxide finish  
(with 2 bearings, 6 seals, 2 stainless washers & 4 retainers)

OHCOMP2BO

Only Golfco bearings are filled to over 90% with a special high performance extreme pressure rated grease that has been time tested to maximize the life of the bearing for commercial mower applications.

## Competition Roller™ Shafts

Replacement shafts are listed to the right of each roller line item shown in our Competition Roller price list above.

(The shaft part number is derived from the first 6 digits of the roller part number as follows: Roller T2522S2CGH has shaft part SHA2522ST)

Each roller assembly listed in this offering catalog comes completely assembled with roller body or bodies, shaft and overhaul kits (bearings/seals/retainers).

## Pro Roller™ Bearings (Water Pump Style)

Replaces Toro #21-8430

Water pump bearing-sealed (shaft is 1.8")

BWP3

Replaces Toro #52-3180 & 52-3210

Water pump bearing-sealed (shaft is 1.8" with 3/8-24 tap)

BWP4

Replaces Jacobsen #101482

Water pump bearing-sealed (shaft is 1.0" with 7/16-20 tap)

BWP5

Replaces Toro #75-1290, Jacobsen #101481 & John Deere #35741

Water pump bearing-sealed (shaft is 1.5")

BWP7



